



FanTip 80° & 110°



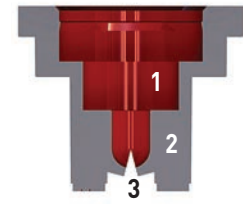
The FanTip is a general spray tip that produces a mixed droplet spectrum over the 30-60 psi (2-4 bar) operational pressure range. It is good for broadcast applications.

- Economical option for general spraying
- Simple one-piece design
- Polyacetal construction for superior product life compared to stainless steel or brass
- Available in acid-resistant PVDF (see page 168)

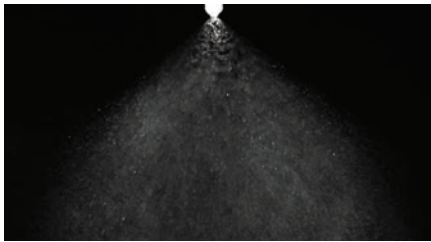
US Units

Tip Size	Droplet Size		Pressure (PSI)	Flow Rate (GPM)	Gallons per Acre 20 inch nozzle spacing MPH										GAL/1000 Ft ² 20 inch nozzle spacing				
	80°	110°			4	5	6	8	10	12	15	20	2	3	4	5			
0067	F	-	30	0.058	4.3	3.4	2.9	2.2	1.7	1.4	1.1	0.9	0.20	0.13	0.10	0.08			
	VF	-	40	0.067	5.0	4.0	3.3	2.5	2.0	1.7	1.3	1.0	0.23	0.15	0.11	0.09			
	VF	-	50	0.075	5.6	4.5	3.7	2.8	2.2	1.9	1.5	1.1	0.26	0.17	0.13	0.10			
	VF	-	60	0.082	6.1	4.9	4.1	3.0	2.4	2.0	1.6	1.2	0.28	0.19	0.14	0.11			
01	VF	F	30	0.09	6.7	5.3	4.5	3.3	2.7	2.2	1.8	1.3	0.31	0.20	0.15	0.12			
	VF	F	40	0.10	7.4	5.9	5.0	3.7	3.0	2.5	2.0	1.5	0.34	0.23	0.17	0.14			
	VF	F	50	0.11	8.2	6.5	5.4	4.1	3.3	2.7	2.2	1.6	0.38	0.25	0.19	0.15			
	VF	F	60	0.12	8.9	7.1	5.9	4.5	3.6	3.0	2.4	1.8	0.41	0.27	0.20	0.16			
015	F	F	30	0.13	9.7	7.7	6.4	4.8	3.9	3.2	2.6	1.9	0.44	0.30	0.22	0.18			
	F	F	40	0.15	11.1	8.9	7.4	5.6	4.5	3.7	3.0	2.2	0.51	0.34	0.26	0.20			
	F	F	50	0.17	12.6	10.1	8.4	6.3	5.0	4.2	3.4	2.5	0.58	0.39	0.29	0.23			
	VF	F	60	0.18	13.4	10.7	8.9	6.7	5.3	4.5	3.6	2.7	0.61	0.41	0.31	0.25			
02	M	F	30	0.17	12.6	10.1	8.4	6.3	5.0	4.2	3.4	2.5	0.58	0.39	0.29	0.23			
	F	F	40	0.20	14.9	11.9	9.9	7.4	5.9	5.0	4.0	3.0	0.68	0.45	0.34	0.27			
	F	F	50	0.22	16.3	13.1	10.9	8.2	6.5	5.4	4.4	3.3	0.75	0.50	0.38	0.30			
	F	F	60	0.24	17.8	14.3	11.9	8.9	7.1	5.9	4.8	3.6	0.82	0.55	0.41	0.33			
03	C	M	30	0.26	19.3	15.4	12.9	9.7	7.7	6.4	5.1	3.9	0.89	0.59	0.44	0.35			
	M	F	40	0.30	22.3	17.8	14.9	11.1	8.9	7.4	5.9	4.5	1.02	0.68	0.51	0.41			
	M	F	50	0.34	25.2	20.2	16.8	12.6	10.1	8.4	6.7	5.0	1.16	0.77	0.58	0.46			
	F	F	60	0.37	27.5	22.0	18.3	13.7	11.0	9.2	7.3	5.5	1.26	0.84	0.63	0.50			
04	C	M	30	0.35	26.0	20.8	17.3	13.0	10.4	8.7	6.9	5.2	1.19	0.80	0.60	0.48			
	M	M	40	0.40	29.7	23.8	19.8	14.9	11.9	9.9	7.9	5.9	1.36	0.91	0.68	0.55			
	M	F	50	0.45	33.4	26.7	22.3	16.7	13.4	11.1	8.9	6.7	1.53	1.02	0.77	0.61			
	M	F	60	0.49	36.4	29.1	24.3	18.2	14.6	12.1	9.7	7.3	1.67	1.11	0.84	0.67			
05	C	M	30	0.43	31.9	25.5	21.3	16.0	12.8	10.6	8.5	6.4	1.47	0.98	0.73	0.59			
	M	M	40	0.50	37.1	29.7	24.8	18.6	14.9	12.4	9.9	7.4	1.71	1.14	0.85	0.68			
	M	M	50	0.56	41.6	33.3	27.7	20.8	16.6	13.9	11.1	8.3	1.91	1.27	0.95	0.76			
	M	M	60	0.61	45.3	36.2	30.2	22.6	18.1	15.1	12.1	9.1	2.08	1.39	1.04	0.83			
06	C	M	30	0.52	38.6	30.9	25.7	19.3	15.4	12.9	10.3	7.7	1.77	1.18	0.89	0.71			
	C	M	40	0.60	44.6	35.6	29.7	22.3	17.8	14.9	11.9	8.9	2.05	1.36	1.02	0.82			
	C	M	50	0.67	49.7	39.8	33.2	24.9	19.9	16.6	13.3	9.9	2.28	1.52	1.14	0.91			
	C	M	60	0.73	54.2	43.4	36.1	27.1	21.7	18.1	14.5	10.8	2.49	1.66	1.24	1.00			
08	VC	C	30	0.69	51.2	41.0	34.2	25.6	20.5	17.1	13.7	10.2	2.35	1.57	1.18	0.94			
	C	C	40	0.80	59.4	47.5	39.6	29.7	23.8	19.8	15.8	11.9	2.73	1.82	1.36	1.09			
	C	C	50	0.89	66.1	52.9	44.1	33.0	26.4	22.0	17.6	13.2	3.03	2.02	1.52	1.21			
	C	C	60	0.98	72.8	58.2	48.5	36.4	29.1	24.3	19.4	14.6	3.34	2.23	1.67	1.34			
10	VC	C	30	0.87	64.6	51.7	43.1	32.3	25.8	21.5	17.2	12.9	2.97	1.98	1.48	1.19			
	C	C	40	1.00	74.3	59.4	49.5	37.1	29.7	24.8	19.8	14.9	3.41	2.27	1.71	1.36			
	C	C	50	1.12	83.2	66.5	55.4	41.6	33.3	27.7	22.2	16.6	3.82	2.55	1.91	1.53			
	C	C	60	1.22	90.6	72.5	60.4	45.3	36.2	30.2	24.2	18.1	4.16	2.77	2.08	1.66			
15	VC	C	30	1.30	96.5	77.2	64.4	48.3	38.6	32.2	25.7	19.3	4.43	2.96	2.22	1.77			
	C	C	40	1.50	111	89.1	74.3	55.7	44.6	37.1	29.7	22.3	5.12	3.41	2.56	2.05			
	C	C	50	1.68	125	99.8	83.2	62.4	49.9	41.6	33.3	24.9	5.73	3.82	2.86	2.29			
	C	C	60	1.84	137	109	91.1	68.3	54.6	45.5	36.4	27.3	6.27	4.18	3.14	2.51			
20	VC	C	30	1.73	128	103	85.6	64.2	51.4	42.8	34.3	25.7	5.90	3.93	2.95	2.36			
	VC	C	40	2.00	149	119	99.0	74.3	59.4	49.5	39.6	29.7	6.82	4.55	3.41	2.73			
	VC	C	50	2.24	166	133	111	83.2	66.5	55.4	44.4	33.3	7.64	5.09	3.82	3.06			
	VC	C	60	2.45	182	146	121	91.0	72.8	60.6	48.5	36.4	8.35	5.57	4.18	3.34			

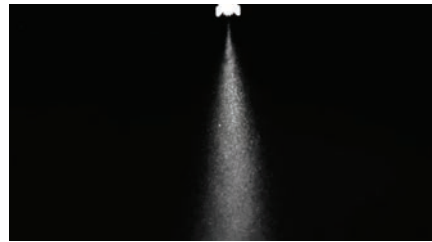
Droplet size based on ASABE S572.1 standard.



1. Simple; Non-Air Inducted technology
2. Polyacetal; single piece design
3. Available in many sizes to meet your flow rate needs



80° or 110° wide spray patterns; broad flow range and droplet spectrum to fit many spraying applications.



Polyacetal construction provides a wear resistant orifice to ensure pattern integrity.

Metric Units

Tip Size	BCPC Droplet Size		ASABE Droplet Size		Pressure (BAR)	Flow Rate (LPM)	Application Rate L/Ha- 50 cm Spacing KM/H							
	80°	110°	80°	110°			7	8	10	12	15	20	25	30
0067	-	-	F	-	2	0,22	38	33	26	22	18	13	11	9
	-	-	VF	-	2,5	0,25	43	38	30	25	20	15	12	10
	-	-	VF	-	3	0,27	46	41	32	27	22	16	13	11
	-	-	VF	-	4	0,31	53	47	37	31	25	19	15	12
01	F	F	VF	F	2	0,33	57	50	40	33	26	20	16	13
	F	F	VF	F	2,5	0,37	63	56	44	37	30	22	18	15
	F	F	VF	F	3	0,40	69	60	48	40	32	24	19	16
	F	F	VF	F	4	0,46	79	69	55	46	37	28	22	18
015	F	F	F	F	2	0,49	84	74	59	49	39	29	24	20
	F	F	F	F	2,5	0,55	94	83	66	55	44	33	26	22
	F	F	F	F	3	0,60	103	90	72	60	48	36	29	24
	F	F	VF	F	4	0,69	118	104	83	69	55	41	33	28
02	M	F	M	F	2	0,65	111	98	78	65	52	39	31	26
	M	F	F	F	2,5	0,73	125	110	88	73	58	44	35	29
	F	F	F	F	3	0,80	137	120	96	80	64	48	38	32
	F	F	F	F	4	0,92	158	138	110	92	74	55	44	37
025	M	F	-	F	2	0,82	141	123	98	82	66	49	39	33
	M	F	-	F	2,5	0,91	156	137	109	91	73	55	44	36
	F	F	-	F	3	1,00	171	150	120	100	80	60	48	40
	F	F	-	F	4	1,15	197	173	138	115	92	69	55	46
03	C	M	C	M	2	0,98	168	147	118	98	78	59	47	39
	M	M	M	F	2,5	1,10	189	165	132	110	88	66	53	44
	M	F	M	F	3	1,20	206	180	144	120	96	72	58	48
	F	F	F	F	4	1,39	238	209	167	139	111	83	67	56
04	C	M	C	M	2	1,31	225	197	157	131	105	79	63	52
	C	M	M	M	2,5	1,46	250	219	175	146	117	88	70	58
	M	M	M	M	3	1,60	274	240	192	160	128	96	77	64
	F	F	M	F	4	1,85	317	278	222	185	148	111	89	74
05	C	M	C	M	2	1,63	279	245	196	163	130	98	78	65
	C	M	M	M	2,5	1,83	314	275	220	183	146	110	88	73
	M	M	M	M	3	2,00	343	300	240	200	160	120	96	80
	M	M	M	M	4	2,31	396	347	277	231	185	139	111	92
06	C	M	C	M	2	1,96	336	294	235	196	157	118	94	78
	C	M	C	M	2,5	2,19	375	329	263	219	175	131	105	88
	C	M	C	M	3	2,40	411	360	288	240	192	144	115	96
	C	M	C	M	4	2,77	475	416	332	277	222	166	133	111
08	C	C	VC	C	2	2,61	447	392	313	261	209	157	125	104
	C	C	C	C	2,5	2,92	501	438	350	292	234	175	140	117
	C	C	C	C	3	3,20	549	480	384	320	256	192	154	128
	C	C	C	C	4	3,70	634	555	444	370	296	222	178	148
10	C	C	VC	C	2	3,27	561	491	392	327	262	196	157	131
	C	C	C	C	2,5	3,65	626	548	438	365	292	219	175	146
	C	C	C	C	3	4,00	686	600	480	400	320	240	192	160
	C	C	C	C	4	4,62	792	693	554	462	370	277	222	185
15	C	C	VC	C	2	4,90	840	735	588	490	392	294	235	196
	C	C	VC	C	2,5	5,48	939	822	658	548	438	329	263	219
	C	C	VC	C	3	6,00	1029	900	720	600	480	360	288	240
	C	C	C	C	4	6,93	1188	1040	832	693	554	416	333	277
20	C	C	VC	C	2	6,53	1119	980	784	653	522	392	313	261
	C	C	VC	C	2,5	7,30	1251	1095	876	730	584	438	350	292
	C	C	VC	C	3	8,00	1371	1200	960	800	640	480	384	320
	C	C	VC	C	4	9,24	1584	1386	1109	924	739	554	444	370

BCPC CODING FINE MEDIUM COARSE

BCPC drplet size based on BCPC standard.
ASABE droplet size based on ASABE S572.1 standard.

Features		
Common Use	General	
Pattern	Tapered Flat Fan	
Technology	Elliptical Orifice	
Material	Polyacetal	
Spray Angle	80° & 110°	
Pressure Range	30-60 PSI [2-4 BAR]	
Configuration	Tip	
Part Numbers		
Tips 80°	Tips 110°	Caps (25 Pack)
F80-0067	-	CAP00-20
F80-01	F110-01	CAP00-01
F80-015	F110-015	CAP00-015
F80-02	F110-02	CAP00-02
F80-03	F110-03	CAP00-03
F80-04	F110-04	CAP00-04
F80-05	F110-05	CAP00-05
F80-06	F110-06	CAP00-06
F80-08	F110-08	CAP00-08
F80-10	F110-10	CAP00-10
F80-15	F110-15	CAP00-15
F80-20	F110-20	CAP00-20