



# MEGASYS™ MXT™ HOSE



## MEET MXT. THE NEXT GENERATION OF PREMIUM HYDRAULICS.

Gates introduces with MXT™ a new hydraulic hose solution that is lighter and more flexible.

This innovative addition to Gates' premium MegaSys™ Hydraulics portfolio is designed specifically to address evolving application challenges. Using materials science and design technologies, Gates helps customers to reduce equipment weight, increase hose assembly ease and speed up assembly time without compromising on performance.

Made with a high-performance reinforcement (patent-pending construction) and high quality rubber, MXT is a universally applicable premium product offering performance above industry standards.

### FEATURES + BENEFITS

Lighter weight for easier handling

More flexible with lower force-to-bend for faster and more ergonomic installation

Tested to 3 times the industry standard impulse criteria (600,000 cycles)

Compatible with MegaCrimp™ Couplings and Gates Crimpers

Proprietary application of materials science and processing technology

Truly cross-functional, multi-spec hydraulic solution that covers 90% of the wire braid market

Up to 45% of EN 857 2SC bend radius at rated working pressure



## MXT PRODUCT SPECIFICATIONS

STANDARD	Meets EN 853 2SN and EN 857 2SC performance. Meets ISO 11237 R16 and ISO 11237 R17* dimension and performance. Meets ISO 1436 R2 and ISO 11237 R19* performance.
CONSTRUCTION	Black, oil resistant, synthetic rubber tube. Braided high-tensile steel wire reinforcement.
COVER	Black, synthetic rubber. Meets MSHA flame resistance.
TEMPERATURE RANGE	-40 °C to +100 °C.

\* Applies only to sizes up to and including -12 for ISO 11237 R17 and -8 for ISO 11237 R19.










### INDUSTRIES

- Construction
- Mining
- Agriculture
- Stationary

### APPLICATIONS

- Control Lines
- Auxiliary Lines
- General System Lines
- Return Lines
- Suction Lines
- Attachments Lines

											
-size	DN	“	“	mm	PSI	MPa	PSI	MPa	mm	kg/100m	REF.
-4	6	1/4	0,54	13,7	5800	40,0	23200	160,0	50	31	4MXT
-5	8	5/16	0,60	15,2	5000	35,0	20000	140,0	55	36	5MXT
-6	10	3/8	0,68	17,1	4800	33,0	19200	132,0	65	39	6MXT
-8	12	1/2	0,80	20,2	4000	27,5	16000	110,0	70	46	8MXT
-10	16	5/8	0,95	24,0	3625	25,0	14500	100,0	75	57	10MXT
-12	19	3/4	1,08	27,4	3100	21,5	12400	86,0	120	70	12MXT
-16	25	1	1,38	35,1	2400	16,5	9600	66,0	150	100	16MXT



**DRIVEN BY POSSIBILITY™**