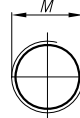


I – variants

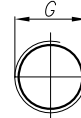
Variants:

- ...X053M - for M ports (see the picture I and the table below);
- ...X053G - for G ports (see the picture I and the table below);
- ...X053U - for U ports (see the picture I and the table below).

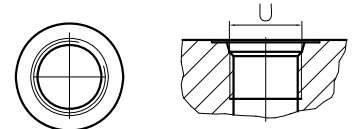
Variant M



Variant G



Variant U (SAEJ475 (ISO R725))



Type	Displacement cm <sup>3</sup> /rev	Flow		Pressure P <sub>nom</sub> bar	max Speed n rpm	Dimension							
		at 1500 rpm l/min	at max rpm l/min			A mm	B mm	Inlet			Outlet		
								M	G	U	M	G	U
10A(C)1X053	1	1,40	3,26	250	3500	39,1	81	M16x1,5	G 3/8" - A	3/4" - 16UNF - 2B	M16x1,5	G 3/8" - A	9/16" - 18UNF - 2B
10A(C)1,25X053	1,25	1,74	4,07	250	3500	39,5	82						
10A(C)1,6X053	1,6	2,23	5,21	250	3500	40,3	83,6						
10A(C)2X053	2	2,82	6,58	250	3500	41,1	85,2						
10A(C)2,5X053	2,5	3,53	8,23	250	3500	42,1	87,2	M20x1,5	G 1/2" - A	3/4" - 16UNF - 2B	M16x1,5	G 3/8" - A	9/16" - 18UNF - 2B
* 10A(C)2,65X053	2,65	3,74	8,72	250	3500	42,4	87,8						
10A(C)3,15X053	3,15	4,44	10,36	250	3500	43,5	89,8	M22x1,5	G 1/2" - A	7/8" - 14UNF	M18x1,5	G 3/8" - A	3/4" - 16UNF
10A(C)3,65X053	3,65	5,15	12,01	250	3500	44,4	91,9						
10A(C)4,2X053	4,2	5,92	13,82	250	3500	45,5	94,1	M22x1,5	G 1/2" - A	7/8" - 14UNF	M18x1,5	G 3/8" - A	3/4" - 16UNF
* 10A(C)4,7X053	4,7	6,63	15,46	250	3500	46,1	96						
10A(C)5X053	5	7,05	14,10	250	3000	47,1	97,2	M22x1,5	G 1/2" - A	7/8" - 14UNF	M18x1,5	G 3/8" - A	3/4" - 16UNF
10A(C)5,7X053	5,7	8,12	16,25	200	3000	48,5	100,1						
10A(C)6,1X053	6,1	8,69	14,49	200	2500	49,4	101,8	M22x1,5	G 1/2" - A	7/8" - 14UNF	M18x1,5	G 3/8" - A	3/4" - 16UNF
10A(C)7,4X053	7,4	10,55	17,58	180	2500	52,1	107,2						
* 10A(C)8X053	8	11,40	15,20	150	2000	53,4	109,7	M22x1,5	G 1/2" - A	7/8" - 14UNF	M18x1,5	G 3/8" - A	3/4" - 16UNF
10A(C)8,5X053	8,5	12,11	16,15	150	2000	54,4	111,7						
10A(C)9,8X053	9,8	13,97	18,62	120	2000	57	117	M22x1,5	G 1/2" - A	7/8" - 14UNF	M18x1,5	G 3/8" - A	3/4" - 16UNF

\* - These pumps - only under a special order