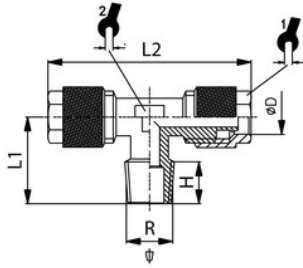


## 307

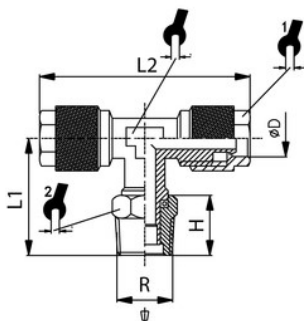
T-Einschraubverschraubung konisch  
Central t-adaptor, con.  
T maschio conico



ITV	ØD	R	H	L1	L2	1	2
12002	5/3	R1/8	7,5	15	36	8	8
12003	6/4	R1/8	7,5	15	38	10	8
12004	6/4	R1/4	11	19	39	10	8
12006	8/6	R1/8	7,5	16,5	37	12	9
12007	8/6	R1/4	11	20	44	12	10
12008	8/6	R3/8	11	22,5	47,5	12	12
12009	10/8	R1/8	7,5	19	41	14	11
12010	10/8	R1/4	11	22	41	14	11
12011	10/8	R3/8	11,5	22	41	14	11
12013	12/10	R3/8	11,5	22,5	47	15	14
12015	15/12,5	R1/2	14	28	56	19	16

## 307 dk

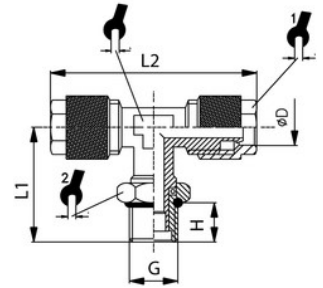
T-Einschraubverschraubung drehbar konisch  
Central t-taper adaptor, con.  
Raccordo a T centrale girevole



ITV	ØD	R	H	L1	L2	1	2	3
12101	6/4	R1/8	7,5	22,5	39	8	10	13
12102	6/4	R1/4	11	25	39	8	10	15
12103	8/6	R1/8	7,5	24,5	40	9	12	13
12104	8/6	R1/4	11	29,5	40	9	12	15
12105	10/8	R1/4	11	29,5	46	11	14	15

## 307 dz

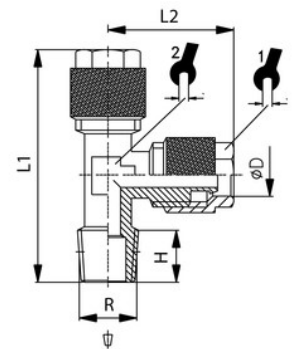
T-Einschraubverschraubung drehbar zyl. mit O-Ring  
Rotary t-adaptor with O-Ring, cyl.  
T maschio girevole cilindrico con O-Ring



ITV	ØD	G	H	L1	L2	1	2	3
12151	6/4	G1/8	6	22,5	39	8	10	13
12152	6/4	G1/4	8	26	39	8	10	16
12153	8/6	G1/8	6	24	40	9	12	13
12154	8/6	G1/4	8	27,5	40	9	12	16
12155	10/8	G1/4	8	27,5	45	11	14	16

## 308

L-Einschraubverschraubung konisch  
Off-set t-adaptor, con.  
T maschio laterale conico



ITV	ØD	R	H	L1	L2	1	2
12202	5/3	R1/8	7,5	35,5	19,5	8	8
12203	6/4	R1/8	7,5	35,5	19,5	10	8
12204	6/4	R1/4	11	39	19,5	10	8
12205	8/6	R1/8	7,5	36	20	12	9
12206	8/6	R1/4	11	40	20	12	9
12207	8/6	R3/8	12	47	22	12	12
12208	10/8	R1/8	7,5	38	22	14	11
12209	10/8	R1/4	11	41	22,5	14	11
12210	10/8	R3/8	11,5	41,5	22,5	14	11
12212	12/10	R3/8	11,5	45	24,5	15	13
12214	15/12,5	R1/2	14	54	29	19	16