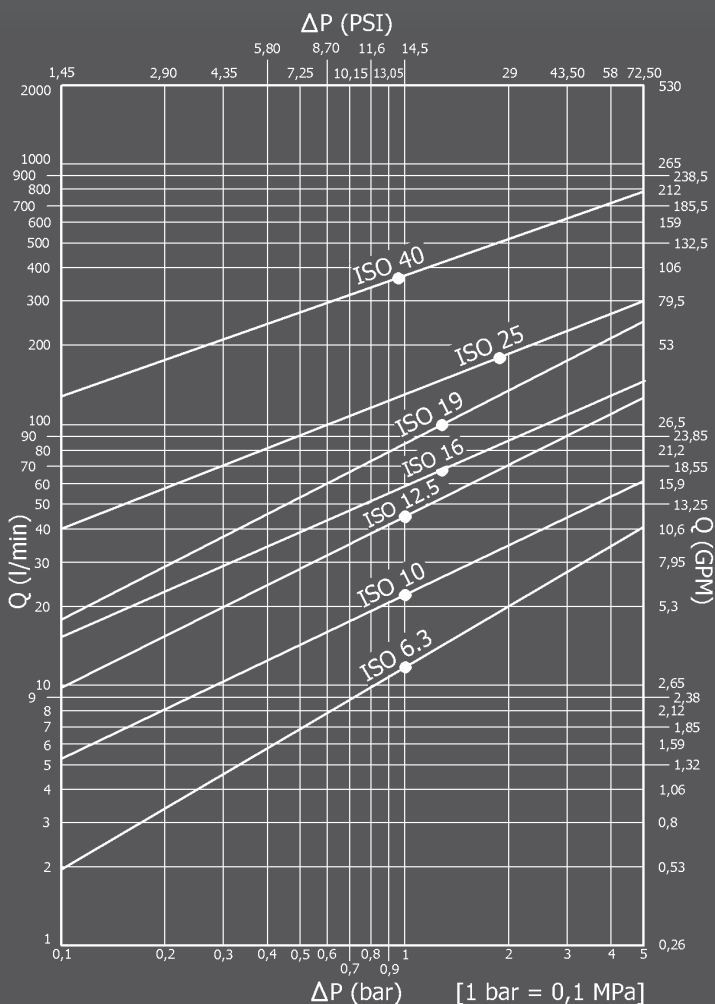


Nominal size				Max working pressure MPa	Rated flow l/min	Max flow rate l/min	Min burst pressure			Fluid spillage cc
DNP	BG	ISO	mm				Male	Female	Coupled	
06	1	6.3	6	45	12	24	190	180	200	0,008
13	2	10	8,6	35	23	46	130	170	140	0,010
20	3	12.5	10,7	35	45	90	140	140	140	0,012
22	4A	16	12,8	35	74	150	140	140	140	0,015
25	4	19	14,8	35	100	200	140	140	140	0,020
30	5	25	17,6	35	189	280	140	140	140	0,030
39	7	40	30	30	379	700	120	120	120	0,050

1 MPa = 145,04 psi • 1 l = 0,264 gal



FLAT FACE/SCREW

VITE VALVOLA PIANA/ACCIAIO
FLAT FACE SCREW COUPLINGS/STEEL
FLACHDICHTENDE SCHRAUBKUPPLUNGEN/STAHL
COUPLEURS FACE PLANE A VISSER/ACIER

Caratteristiche tecniche

- Intercambiabilità: Stucchi VEP
- Occlusione: faccia piana
- Aggancio: a vite
- Materiale: acciaio
- Finitura: Zn-Fe (Cr III) e Zn-Ni
- Filettature: BSP - NPT - SAE
- Guarnizioni standard: NBR e PU
- Temperatura d'esercizio: -25 °C +100 °C
- Guarnizioni opzionali: FKM, EPDM o altro
- Pressioni di esercizio: 300-450 bar
- Connessione in pressione: consentita (lato maschio o lato femmina)
- Massima pressione residua: 300 bar

Technical data

- Interchange: Stucchi VEP
- Occlusion: flat face
- Locking: screw
- Material: steel
- Finishing: Zn-Fe (Cr III) and Zn-Ni
- Threads: BSP - NPT - SAE
- Standard seals: NBR and PU
- Working temperature: -25 °C +100 °C
- Optional seals: FKM, EPDM or more
- Working pressure: 300-450 bar
- Connection under pressure: allowed (both male or female side)
- Max residual pressure: 300 bar

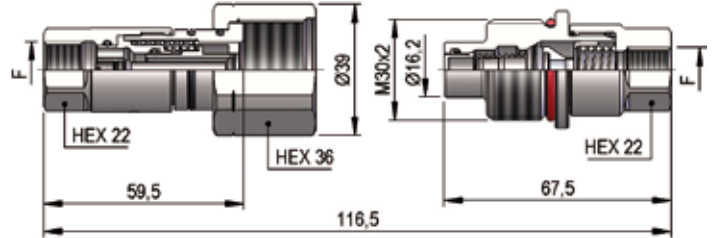
Technische Merkmale

- Austauschbarkeit: Stucchi VEP
- Verschluss: flachdichtend
- Kupplung: Schraubweise
- Werkstoff: Stahl
- Ausführung: Zn-Fe (Cr III) und Zn-Ni
- Gewinde: BSP - NPT - SAE
- Standard-Dichtungen: NBR und PU
- Betriebstemperatur: -25 °C +100 °C
- Dichtungen nach Wahl: FKM, EPDM, usw.
- Betriebsdruck: 300-450 bar
- Kuppeln unter Druck: erlaubt (Steckerseite oder Muffeseite)
- Max. Restdruck: 300 bar

Caracteristiques techniques

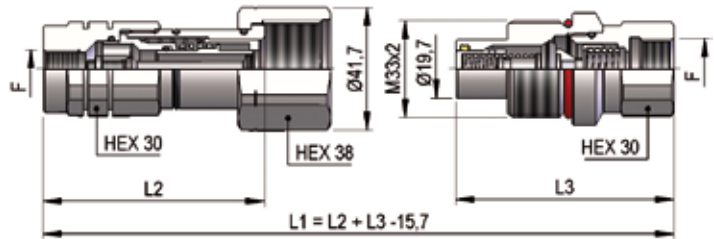
- Intercambiabilità: Stucchi VEP
- Obturation: clapet plat
- Accrochage: vissé
- Matériel: acier
- Traitement: Zn-Fe (Cr III) et Zn-Ni
- Taraudage: BSP - NPT - SAE
- Joints standard: NBR et PU
- Température de service: -25 °C +100 °C
- Joints facultatifs: FKM, EPDM, ect.
- Pression de service: 300-450 bar
- Connexion sous pression: possible (côté male ou femelle)
- Pression restante max: 300 bar

PST4 DN06 - BG 1 - ISO 6.3



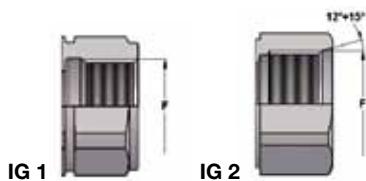
THREADS	F	STANDARD	FEMMINA - FEMALE - MUFFE - FEMELLE			MASCHIO - MALE - STECKER - MALE		
			COD. F	Weight (g)	Packaging (pcs.)	COD. M	Weight (g)	Packaging (pcs.)
IG 1	BSP 1/4"	DIN 3852-2-X	PST4.0606.112	268	35	PST4.0606.113	202	45
	NPT 1/4"	ANSI B1.20.3	PST4.0606.012	269	35	PST4.0606.013	203	45
IG 2	9/16"-18 UNF 2B	SAE J 1926-1	PST4.0615.032	265	35	PST4.0615.033	199	45

PST4 DN13 - BG 2 - ISO 10

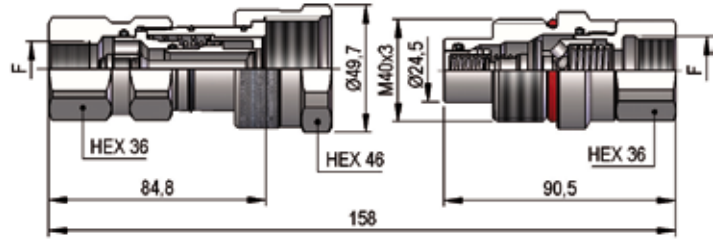


THREADS	L2	L3	F	STANDARD	FEMMINA - FEMALE - MUFFE - FEMELLE			MASCHIO - MALE - STECKER - MALE		
					COD. F	Weight (g)	Packaging (pcs.)	COD. M	Weight (g)	Packaging (pcs.)
IG 1	75,1	74	BSP 3/8"	DIN 3852-2-X	PST4.1310.112	381	33	PST4.1310.113	298	35
	75,1	77,5	NPT 3/8"	ANSI B1.20.3	PST4.1310.012	383	33	PST4.1310.013	314	35
	75,1	74	BSP 1/2"	DIN 3852-2-X	PST4.1313.112	366	33	PST4.1313.113	284	35
	75,1	78	NPT 1/2"	ANSI B1.20.3	PST4.1313.012	369	33	PST4.1313.013	301	35
IG 2	73,6	75	9/16"-18 UNF 2B	SAE J 1926-1	PST4.1315.032	380	33	PST4.1315.033	309	35
	75,1	75	3/4"-16 UNF 2B	SAE J 1926-1	PST4.1319.032	373	33	PST4.1319.033	293	35

THREADS

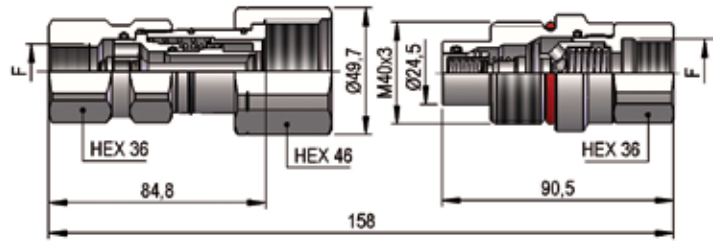


PST4 DN20 - BG 3 - ISO 12.5 (T)



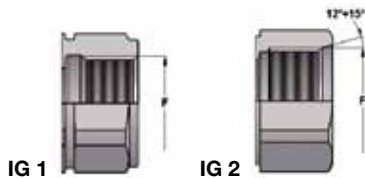
THREADS	F	STANDARD	FEMMINA - FEMALE - MUFFE - FEMELLE			MASCHIO - MALE - STECKER - MALE		
			COD. F	Weight (g)	Packaging (pcs.)	COD. M	Weight (g)	Packaging (pcs.)
IG 1	BSP 1/2"	DIN 3852-2-X	PST4.2013.112 T	619	25	PST4.2013.113	541	28
	NPT 1/2"	ANSI B1.20.3	PST4.2013.012 T	624	25	PST4.2013.013	542	28
	BSP 3/4"	DIN 3852-2-X	PST4.2019.112 T	586	25	PST4.2019.113	503	28
	NPT 3/4"	ANSI B1.20.3	PST4.2019.012 T	594	25	PST4.2019.013	510	28
IG 2	3/4"-16 UNF 2B	SAE J 1926-1	PST4.2019.032 T	625	25	PST4.2019.033	544	28
	1"1/16-12 UN 2B	SAE J 1926-1	PST4.2027.032 T	580	25	PST4.2027.033	498	28

PST4 DN20 - BG 3 - ISO 12.5 (E)

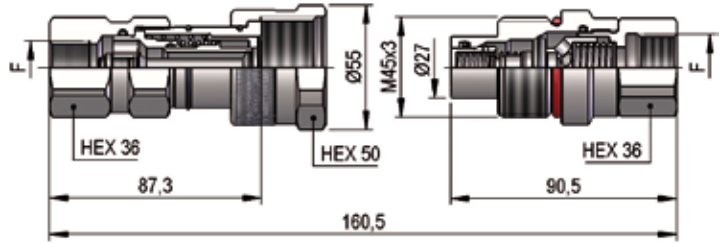


THREADS	F	STANDARD	FEMMINA - FEMALE - MUFFE - FEMELLE			MASCHIO - MALE - STECKER - MALE		
			COD. F	Weight (g)	Packaging (pcs.)	COD. M	Weight (g)	Packaging (pcs.)
IG 1	BSP 1/2"	DIN 3852-2-X	PST4.2013.112	655	25	PST4.2013.113	541	28
	NPT 1/2"	ANSI B1.20.3	PST4.2013.012	659	25	PST4.2013.013	542	28
	BSP 3/4"	DIN 3852-2-X	PST4.2019.112	622	25	PST4.2019.113	503	28
	NPT 3/4"	ANSI B1.20.3	PST4.2019.012	630	25	PST4.2019.013	510	28
IG 2	3/4"-16 UNF 2B	SAE J 1926-1	PST4.2019.032	661	25	PST4.2019.033	544	28
	1"1/16-12 UN 2B	SAE J 1926-1	PST4.2027.032	616	25	PST4.2027.033	498	28

THREADS

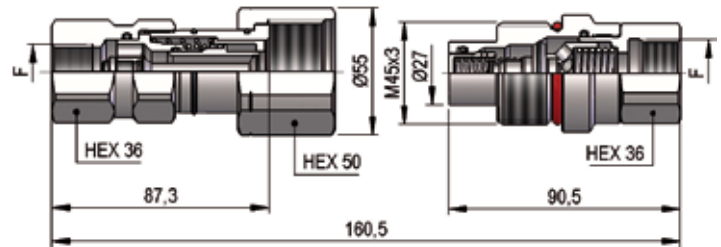


PST4 DN22 - BG 4A - ISO 16 (T)



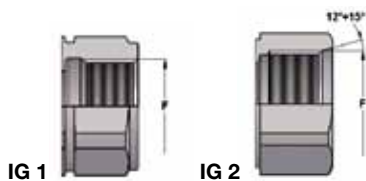
THREADS	F	STANDARD	FEMMINA - FEMALE - MUFFE - FEMELLE			MASCHIO - MALE - STECKER - MALE		
			COD. F	Weight (g)	Packaging (pcs.)	COD. M	Weight (g)	Packaging (pcs.)
IG 1	BSP 3/4"	DIN 3852-2-X	PST4.2219.112 T	706	20	PST4.2219.113	593	20
	NPT 3/4"	ANSI B1.20.3	PST4.2219.012 T	714	20	PST4.2219.013	599	20
IG 2	1"1/16-12 UN 2B	SAE J 1926-1	PST4.2227.032 T	700	20	PST4.2227.033	588	20

PST4 DN22 - BG 4A - ISO 16 (E)

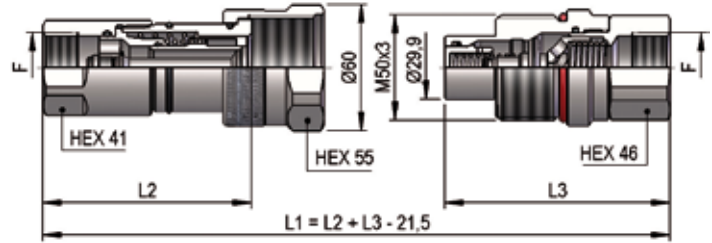


THREADS	F	STANDARD	FEMMINA - FEMALE - MUFFE - FEMELLE			MASCHIO - MALE - STECKER - MALE		
			COD. F	Weight (g)	Packaging (pcs.)	COD. M	Weight (g)	Packaging (pcs.)
IG 1	BSP 3/4"	DIN 3852-2-X	PST4.2219.112	750	20	PST4.2219.113	593	20
	NPT 3/4"	ANSI B1.20.3	PST4.2219.012	758	20	PST4.2219.013	599	20
IG 2	1"1/16-12 UN 2B	SAE J 1926-1	PST4.2227.032	743	20	PST4.2227.033	588	20

THREADS

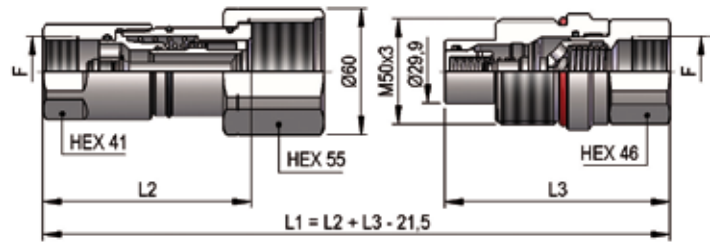


PST4 DN25 - BG 4 - ISO 19 (T)



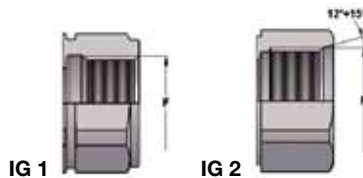
THREADS	L2	L3	F	STANDARD	FEMMINA - FEMALE - MUFFE - FEMELLE			MASCHIO - MALE - STECKER - MALE		
					COD. F	Weight (g)	Packaging (pcs.)	COD. M	Weight (g)	Packaging (pcs.)
IG 1	96	103	BSP 3/4"	DIN 3852-2-X	PST4.2519.112 T	967	18	PST4.2519.113	980	18
	96	104	NPT 3/4"	ANSI B1.20.3	PST4.2519.012 T	972	18	PST4.2519.013	987	18
	99	107	BSP 1"	DIN 3852-2-X	PST4.2525.112 T	938	18	PST4.2525.113	922	18
	99	107	NPT 1"	ANSI B1.20.3	PST4.2525.012 T	944	18	PST4.2525.013	932	18
IG 2	96,5	104	1"1/16-12 UN 2B	SAE J 1926-1	PST4.2527.032 T	975	18	PST4.2527.033	955	18
	96,5	105	1"5/16-12 UN 2B	SAE J 1926-1	PST4.2533.032 T	916	18	PST4.2533.033	897	18

PST4 DN25 - BG 4 - ISO 19 (E)

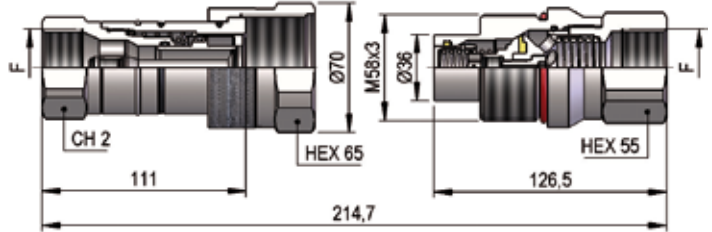


THREADS	L2	L3	F	STANDARD	FEMMINA - FEMALE - MUFFE - FEMELLE			MASCHIO - MALE - STECKER - MALE		
					COD. F	Weight (g)	Packaging (pcs.)	COD. M	Weight (g)	Packaging (pcs.)
IG 1	96	103	BSP 3/4"	DIN 3852-2-X	PST4.2519.112	1026	18	PST4.2519.113	980	18
	96	104	NPT 3/4"	ANSI B1.20.3	PST4.2519.012	1031	18	PST4.2519.013	987	18
	99	107	BSP 1"	DIN 3852-2-X	PST4.2525.112	997	18	PST4.2525.113	922	18
	99	107	NPT 1"	ANSI B1.20.3	PST4.2525.012	1003	18	PST4.2525.013	932	18
IG 2	96,5	104	1"1/16-12 UN 2B	SAE J 1926-1	PST4.2527.032	1034	18	PST4.2527.033	955	18
	96,5	105	1"5/16-12 UN 2B	SAE J 1926-1	PST4.2533.032	975	18	PST4.2533.033	897	18

THREADS

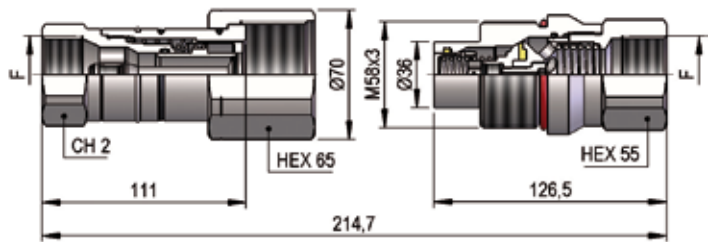


PST4 DN30 - BG 5 - ISO 25 (T)



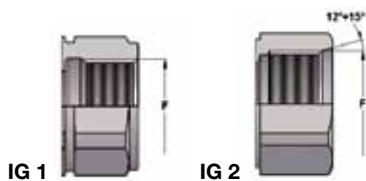
THREADS	CH2	F	STANDARD	FEMMINA - FEMALE - MUFFE - FEMELLE			MASCHIO - MALE - STECKER - MALE		
				COD. F	Weight (g)	Packaging (pcs.)	COD. M	Weight (g)	Packaging (pcs.)
IG 1	50	BSP 1"	DIN 3852-2-X	PST4.3025.112 T	1618	12	PST4.3025.113	1656	13
	50	NPT 1"	ANSI B1.20.3	PST4.3025.012 T	1641	12	PST4.3025.013	1662	13
	55	BSP 1 1/4"	DIN 3852-2-X	PST4.3031.112 T	1620	12	PST4.3031.113	1519	13
	55	NPT 1 1/4"	ANSI B1.20.3	PST4.3031.012 T	1634	12	PST4.3031.013	1540	13
IG 2	50	1"5/16-12 UN 2B	SAE J 1926-1	PST4.3033.032 T	1617	12	PST4.3033.033	1645	13
	55	1"5/8-12 UN 2B	SAE J 1926-1	PST4.3041.032 T	1622	12	PST4.3041.033	1549	13

PST4 DN30 - BG 5 - ISO 25 (E)

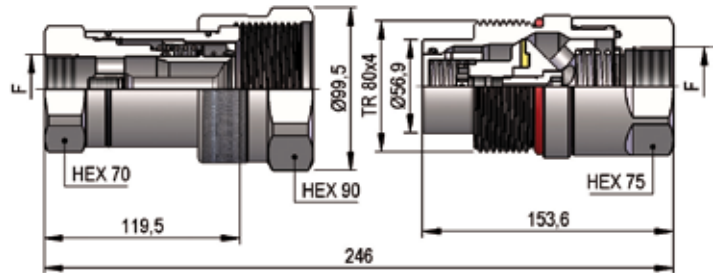


THREADS	CH2	F	STANDARD	FEMMINA - FEMALE - MUFFE - FEMELLE			MASCHIO - MALE - STECKER - MALE		
				COD. F	Weight (g)	Packaging (pcs.)	COD. M	Weight (g)	Packaging (pcs.)
IG 1	50	BSP 1"	DIN 3852-2-X	PST4.3025.112	1700	12	PST4.3025.113	1656	13
	50	NPT 1"	ANSI B1.20.3	PST4.3025.012	1722	12	PST4.3025.013	1662	13
	55	BSP 1 1/4"	DIN 3852-2-X	PST4.3031.112	1700	12	PST4.3031.113	1519	13
	55	NPT 1 1/4"	ANSI B1.20.3	PST4.3031.012	1715	12	PST4.3031.013	1540	13
IG 2	50	1"5/16-12 UN 2B	SAE J 1926-1	PST4.3033.032	1698	12	PST4.3033.033	1645	13
	55	1"5/8-12 UN 2B	SAE J 1926-1	PST4.3041.032	1703	12	PST4.3041.033	1549	13

THREADS

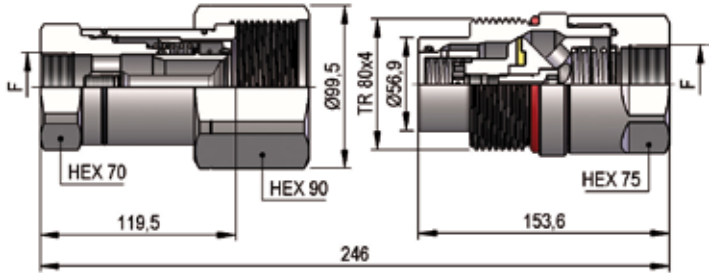


PST4 DN39 - BG 7 - ISO 40 (T)



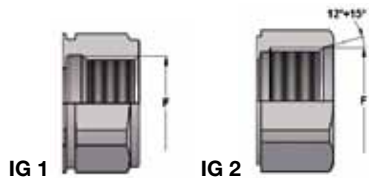
THREADS	F	STANDARD	FEMMINA - FEMALE - MUFFE - FEMELLE			MASCHIO - MALE - STECKER - MALE		
			COD. F	Weight (g)	Packaging (pcs.)	COD. M	Weight (g)	Packaging (pcs.)
IG 1	BSP 1"¼	DIN 3852-2-X	PST4.3931.112 T	3328	6	PST4.3931.113	3822	6
	NPT 1"¼	ANSI B1.20.3	PST4.3931.012 T	3346	6	PST4.3931.013	3840	6
	BSP 1"½	DIN 3852-2-X	PST4.3939.112 T	3256	6	PST4.3939.113	3750	6
	NPT 1"½	ANSI B1.20.3	PST4.3939.012 T	3271	6	PST4.3939.013	3767	6
IG 2	1"5/8-12 UN 2B	SAE J 1926-1	PST4.3941.032 T	3326	6	PST4.3941.033	3820	6
	1"7/8-12 UN 2B	SAE J 1926-1	PST4.3947.032 T	3246	6	PST4.3947.033	3728	6

PST4 DN39 - BG 7 - ISO 40 (E)



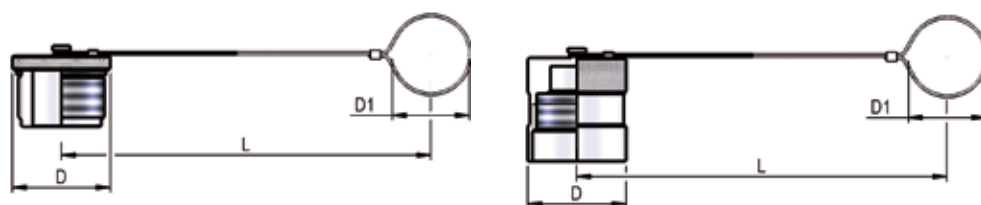
THREADS	F	STANDARD	FEMMINA - FEMALE - MUFFE - FEMELLE			MASCHIO - MALE - STECKER - MALE		
			COD. F	Weight (g)	Packaging (pcs.)	COD. M	Weight (g)	Packaging (pcs.)
IG 1	BSP 1"¼	DIN 3852-2-X	PST4.3931.112	3572	6	PST4.3931.113	3822	6
	NPT 1"¼	ANSI B1.20.3	PST4.3931.012	3590	6	PST4.3931.013	3840	6
	BSP 1"½	DIN 3852-2-X	PST4.3939.112	3500	6	PST4.3939.113	3750	6
	NPT 1"½	ANSI B1.20.3	PST4.3939.012	3515	6	PST4.3939.013	3767	6
IG 2	1"5/8-12 UN 2B	SAE J 1926-1	PST4.3941.032	3570	6	PST4.3941.033	3820	6
	1"7/8-12 UN 2B	SAE J 1926-1	PST4.3947.032	3490	6	PST4.3947.033	3728	6

THREADS

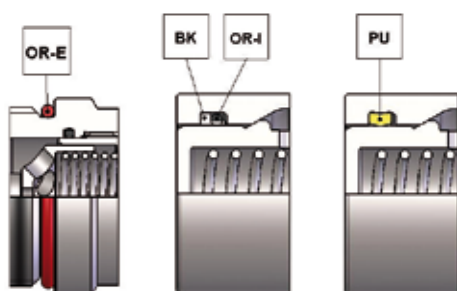


METAL CAPS

NOMINAL SIZE			FEMALE DUST PLUG				MALE DUST CAP				MATERIAL		
DNP	BG	ISO	COD. F	Dimensions			Weight (g)	COD. M	Dimensions			Weight (g)	
				D	L	D1			D	L	D1		
06	1	6.3	SPST.06202	35	150	25	46	SPST.06203	35	150	25	46	Aluminum
13	2	10	SPST.13202	38	150	25	52	SPST.13203	38	150	25	65	Aluminum
20	3	12.5	SPST.20202	45	215	30	75	SPST.20203	45	215	30	90	Aluminum
22	4A	16	SPST.22202	50	215	30	102	SPST.22203	50	215	30	109	Aluminum
25	4	19	SPST.25202	55	230	30	152	SPST.25203	55	230	30	155	Aluminum
30	5	25	SPST.30202	65	350	45	214	SPST.30203	65	350	45	225	Aluminum
39	7	40	SPST.39202	90	380	50	400	SPST.39203	90	380	50	509	Aluminum



SPARE PARTS



NOMINAL SIZE			MALE GASKET	MALE GASKET	MALE GASKET	MALE GASKET
DNP	BG	ISO	OR-E (SILICONE)	OR-I (NBR*)	BK (PTFE)	PU (POLYURETHANE)
06	1	6.3	PLT.319.031 S	PLT.006.120	PLT.006.130	-
13	2	10	PAV.019.120 S	PLT.013.120	PLT.013.130	PLK.013.210
20	3	12.5	PGR.025.120 S	PLT.019.120	PLT.019.130	PVT.019.210
22	4A	16	PBV.025.120 S	PLT.022.120	PLT.022.130	PVT.022.210
25	4	19	PAV.030.120 S	PLT.025.120	PLT.025.130	PVT.025.210
30	5	25	PDV.039.120 S	PLT.031.120	PLT.031.130	PVT.030.210
39	7	40	PST.039.122 S	PLT.039.120	PLT.039.130	-

* AL CODICE DELLA GUARNIZIONE IN NBR AGGIUNGERE 'E' PER EPDM O 'V' PER VITON
 TO THE NBR GASKET CODE ADD 'E' FOR EPDM OR 'V' FOR VITON
 ZU DER ARTIKELNR. DER NBR DICHTUNG GEBEN SIE 'E' FUER EPDM ODER 'V' FUER VITON AN
 AU CODE DU JOINT EN NBR JOINDRE 'E' POUR EPDM OU 'V' POUR VITON