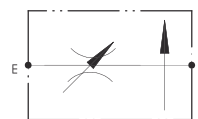
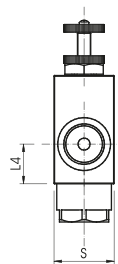
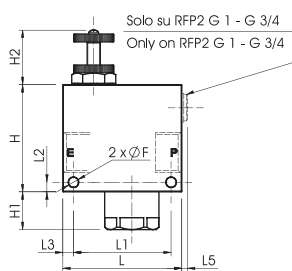


**VALVOLE REGOLATRICI DI FLUSSO PRIORITARIO A 2 VIE COMPENSATO**  
**2 PORT FLOW CONTROL COMPENSATED VALVE**



CODICE CODE	SIGLA TYPE	PORTATA MAX MAX FLOW	PRESSIONE MAX MAX PRESSURE	E - P GAS	L mm	L1 mm	L2 mm	L3 mm	L4 mm	L5 mm	F mm	H mm	H1 mm	H2 mm	S mm
<b>V1115</b>	RFP2 3/8"	30	350	G 3/8"	80	64	8	8	26	0	6,5	69	8	44	30
<b>V1125</b>	RFP2 1/2"	50	350	G 1/2"	80	64	8	8	26	0	6,5	69	8	44	30
<b>V1135</b>	RFP2 3/4"	90	350	G 3/4"	80	64	5,5	8	24,5	4	6,5	75	28	46	40
<b>V1145</b>	RFP2 1"	160	350	G 1"	100	82	8	9	33	5	8,5	90	32	46	50