




Supersedes  
2009 Edition

# 2010 INDUSTRIAL HOSE PRODUCT CATALOG



Industrial grade synthetic 30 PSI W.P. 3/4" (19.1MM) MADE IN USA

Flexsteel Flex Polyurethane 250 PSI W.P. 1/2" (12.7MM) MADE IN USA

FLEXSTEEL 250 CBI-20 STEAM 250 PSI WP  
SI WP 425F DRAIN AFTER USING MADE IN U.S.A.



# NEW PRODUCTS

## PLICORD® EXTREMEFLEX™

**APPLICATION:** An extremely flexible and lightweight drop hose for use in tank truck and in-plant operation to transfer diesel, ethanol, gasoline, oil and petroleum-base products up to 60% aromatic content. Corrugated construction for lower drag coefficient and superior abrasion resistance. [See page 191](#)



## FLEXSTEEL® 250 CB-20 STEAM HOSE

**APPLICATION:** Flexsteel® 250 CB-20 improves protection for workers handling hose with its enhanced working pressure to burst ratio (20 to 1) and by reducing leaks and dangerous electrostatic charge when used with a crimped fitting. Additionally, the security of a crimped fitting solution can save as much as \$6,200 per coupling every steam season.\* (\*Based on an approximate steam loss of 2.6lbs/min @ \$11/1000lbs. steam over a five-month period. Figures courtesy of CampbellFittings.com.) [See page 201](#)



## SUPER SANI-WASH™ 300

**APPLICATION:** An economical hose for hot-water washdown in food-processing plants, dairies, packing houses, bottling plants, breweries, canneries, creameries, etc. Cover material incorporates Microban® built-in antimicrobial protection.\* (\*Microban antimicrobial product protection inhibits the growth of bacteria, mold and fungi that can cause odor, stains or degradation of the hose cover. Microban is intended to protect the hose cover only. It is not a substitute for good sanitary practices. MICROBAN is a registered trademark of the Microban Products Company.) [See page 89](#)



## GREEN HORNET™ XF

**APPLICATION:** A lightweight water-suction and discharge hose for waste management, construction, agricultural, marine, septic tank cleaning, manufacturing and other applications. Smooth bore tube minimizes material buildup. Slightly corrugated outer helix promotes abrasion resistance, low coefficient of friction and ease of coupling. [See page 230](#)



## F5™ AIR HOSE

**APPLICATION:** A strong, low-temperature, highly flexible air hose for pneumatic and industrial use in a variety of applications. Outperforms PVC and rubber hose. [See page 22](#)



## LIGHTWING™ LIGHTERING STS HELIX-FREE HOSE

**APPLICATION:** Designed for the transfer of crude oil and petroleum base products for ship-to-ship lightering service, under all types of service conditions. All sizes rated for vacuum. Maximum flow rate 70 ft/sec (21m/s). All of our lightering hose have factory embedded RFID InfoChips to improve hose management and make it easier than ever to comply with marine regulatory specifications. [See page 173](#)



## APPLICATION WARNING

**The products in this catalog have been tested under controlled laboratory conditions to meet specific test criteria. These tests are not intended to reflect the performance of the product or any other material in any specific application, but are intended to provide the user with application guidelines. The products are intended for use by knowledgeable persons having the technical skills necessary to evaluate their suitability for specific applications.**

Since Veyance Technologies, Inc. has no control over the number and variety of applications for which its products may be purchased or the conditions under which its products may be used by others, Veyance Technologies assumes no responsibility for performance results and applications. This catalog, however, contains available information to allow the user to determine the product's acceptability and fitness for specific applications. No statement contained herein shall be construed as a license to operate, or as a recommendation or inducement to infringe existing patents or as an endorsement of products of specific manufacturers or systems.

Failure to follow procedures for selection, installation, care, maintenance and storage of hoses may result in the hose's failure to perform properly and may result in damage to property and/or serious injury. Please refer to the General Information section of the catalog for hose care, maintenance, and storage information.

All product design, dimensional, and general information in this catalog is subject to change without prior notice. Working pressures and other technical information have been prepared from actual test results and other data considered to be reliable. However, Veyance Technologies assumes no responsibility for the accuracy of this information under varied conditions found in field use.

## CHEMICAL HOSE

Do not use chemical hose at temperatures or pressures above those recommended by the manufacturer. All operators must be thoroughly trained in the care and use of this hose and must, at all times, wear protective clothing. A hose or system failure could cause the release of poisonous, corrosive or flammable material.

Detailed information concerning storage, care and maintenance may be found in the Hose Handbook published by the Rubber Manufacturer's Association, 1400 K Street, N.W., Washington, D.C. 20005 and in SAE Recommended Practices J1273.



## Table of Contents

Application Warning . . . . .	1
Terms and Conditions of Sales . . . . .	3
Index by Alphabet . . . . .	4-6
Index by Application . . . . .	7-9
<b>Goodyear Engineered Products Industrial Hose:</b>	
Air & Multipurpose	
General Purpose . . . . .	10-27
Heavy Duty . . . . .	28-34
Push-on . . . . .	35-40
Chemical Transfer . . . . .	41-50
Cleaning Equipment . . . . .	51-62
Food	
Transfer . . . . .	63-79
Washdown. . . . .	80-89
Marine . . . . .	90-100
Material Handling	
Abrasives. . . . .	101-120
Bulk Transfer . . . . .	121-129
Cement & Concrete . . . . .	130-134
Mining . . . . .	135-144
Petroleum	
Aircraft Fueling . . . . .	145-150
Dispensing . . . . .	151-163
Dock . . . . .	164-173
Transfer . . . . .	174-194
Spray . . . . .	195-197
Steam . . . . .	198-206
Vacuum . . . . .	207-213
Veyance . . . . .	214-215
Water	
Discharge . . . . .	216-227
Suction & Discharge . . . . .	228-235
Washdown. . . . .	236-239
Welding . . . . .	240-246
Coupling Systems . . . . .	247-261
<b>Appendix</b>	
Additional Products . . . . .	262-264
Chemical Resistance Charts . . . . .	265-288
Spiraflex Hose Chemical Resistance Guide . . . . .	289-296
General Information	
Chemical Properties of FEP . . . . .	297
Method for Steam Cleaning . . . . .	297
Infinity/Paladin Drop Hose Coupling Procedure. . . . .	298
Basic Hose Construction . . . . .	299-300
Hose End Definitions and Illustrations with Cutaways . . . . .	301-302
Hose Testing Methods . . . . .	303-304
Electrical Resistance Tests . . . . .	305-308
Elastomers Used in Product Manufacture . . . . .	309-310
Selection of Proper Industrial Hose . . . . .	311
Industrial Hose Inquiry. . . . .	312
Useful Tables and Conversion Charts . . . . .	313-321
RMA Oil and Gasoline Resistance Definition . . . . .	322
FDA Food Hose Compliance Information . . . . .	323
Precautions for Welding Hose Use/Background Information . . . . .	324
Minimum Run Requirements . . . . .	325

## TERMS AND CONDITIONS OF SALES

THE INFORMATION HEREIN CONTAINED CONSTITUTES A CONFIRMATION OF CUSTOMER'S ORDER OR A CONFIRMATION OF CHANGE TO CUSTOMER'S ORDER, AS APPLICABLE, (COLLECTIVELY "CONFIRMATION") AND WHICH CONFIRMATION IS EFFECTIVE UPON VEYANCE'S DISPATCH OF THIS CONFIRMATION. ANY PRIOR RECEIPT BY CUSTOMER FROM ANY OTHER SOURCE OF ALL OR PART OF THE INFORMATION HEREIN IS FOR INFORMATIONAL PURPOSES ONLY AND DOES NOT CONSTITUTE A LEGALLY BINDING CONFIRMATION. THIS CONFIRMATION IS EXPRESSLY MADE SUBJECT TO AND IS STRICTLY LIMITED TO THE TERMS AND CONDITIONS OF SALE STATED HEREIN AND ANY INCONSISTENT TERMS OR CONDITIONS APPEARING ON CUSTOMER'S ORDER ARE SPECIFICALLY OBJECTED TO AND DISCLAIMED. IN ANY COMMUNICATION WITH VEYANCE REGARDING THIS ORDER, PLEASE REFER TO VEYANCE'S DOCUMENT OR ORDER CONFIRMATION NUMBER.

1. This Confirmation and any distributor's agreement, if any, between Customer and Veyance or Veyance affiliate, together with any specifications, schedules, exhibits, riders, or other writings which may be annexed hereto or provided for hereunder and by reference made a part hereof, sets forth the complete and final agreement between Veyance and Customer in respect of the subject matter hereof, and supersedes all prior understandings, assurances, and Customer's order form, if any. THIS AGREEMENT CONTAINS THE ENTIRE UNDERSTANDING BETWEEN CUSTOMER AND VEYANCE AND NO OTHER REPRESENTATION OR INDUCEMENT, ORAL OR WRITTEN, HAS BEEN MADE WHICH IS NOT SET FORTH HEREIN. EXCEPT FOR THE WARRANTIES AND REPRESENTATIONS, IF ANY, SET FORTH IN THIS AGREEMENT, NO OTHER STATEMENT, WARRANTY, REPRESENTATION OR INFORMATION, ORAL OR WRITTEN, SHALL BE LEGALLY BINDING UPON VEYANCE OR SHALL BE THE BASIS FOR RELIANCE BY CUSTOMER. CUSTOMER DOES NOT RELY AND IS NOT RELYING UPON ANY ORAL OR WRITTEN STATEMENT, WARRANTY, OR REPRESENTATION OF VEYANCE, ITS EMPLOYEES, AGENTS, AND/OR REPRESENTATIVES NOT FULLY SET FORTH HEREIN. No amendments or modifications of or supplements to the provisions of this Confirmation will be valid and binding upon Veyance unless such amendment, modification, or supplement is mutually agreed to in writing and signed by an officer of Veyance and an authorized representative of Customer. In the event of any inconsistency between these Terms and Conditions of Sale and the provisions on the other side of this document or any supplement attached hereto, the provision contained on the other side of this document or on such supplement shall control.

2. Product sold hereunder manufactured by Veyance meets agreed specifications according to established tests performed under controlled laboratory conditions and specific test requirements. These tests are not intended to reflect the performance of the product under actual conditions. Performance of the product as a component in a finished product may not necessarily meet the test requirements. Due to the number and variety of applications for which any product sold hereunder may be purchased and because Veyance has no control over (or knowledge of) the conditions under which the product may be used by others, VEYANCE DOES NOT RECOMMEND SPECIFIC APPLICATIONS OR PRODUCT DESIGNS OR ASSUME RESPONSIBILITY FOR USE RESULTS OBTAINED OR SUITABILITY FOR SPECIFIC APPLICATIONS. No statement contained herein shall be construed as a license to operate or as a recommendation or inducement to infringe existing patents or as an endorsement of products of specific manufacturers or systems.

3. NO RELIANCE. CUSTOMER ACKNOWLEDGES THE USE OF ITS OWN KNOWLEDGE, SKILL, JUDGMENT, EXPERTISE, AND EXPERIENCE IN (i) the selection of the product and/or (ii) in the selection, provision, or designation of any specification or set of specifications for a product agreed upon by Customer and Veyance; and CUSTOMER ACKNOWLEDGES THAT CUSTOMER DOES NOT RELY AND IS NOT RELYING ON ANY ORAL OR WRITTEN STATEMENTS, REPRESENTATIONS, OR SAMPLES MADE OR PRESENTED BY VEYANCE, ITS EMPLOYEES, AGENTS, AND/OR REPRESENTATIVES TO CUSTOMER. CUSTOMER ACKNOWLEDGES THAT CUSTOMER DOES NOT RELY AND IS NOT RELYING ON ANY KNOWLEDGE, SKILL, JUDGMENT, EXPERTISE, OR EXPERIENCE OF VEYANCE, ITS EMPLOYEES, AGENTS, AND/OR REPRESENTATIVES IN CUSTOMER'S SELECTION OF THE PRODUCT OR IN CUSTOMER'S SELECTION, PROVISION, OR DESIGNATION OF ANY SPECIFICATION OR SET OF SPECIFICATIONS. Without limiting the foregoing, CUSTOMER ACKNOWLEDGES THAT VEYANCE SHALL NOT BE LIABLE FOR, AND CUSTOMER ASSUMES ALL RISK OF, INACCURATE OR UNSUITABLE SPECIFICATIONS OR INFORMATION PROVIDED, SELECTED, OR DESIGNATED BY CUSTOMER.

4. LIMITATION OF WARRANTY. PRODUCT NOT MANUFACTURED BY VEYANCE IS SOLD WITHOUT WARRANTY, "AS-IS" AND IS SUBJECT TO THE LIMITATION OF LIABILITY SET FORTH IN SECTION 5. SUBJECT TO THE LIMITATIONS OF SECTION 5 AND UNLESS OTHERWISE EXPRESSLY PROVIDED HEREIN, product sold hereunder that has been manufactured by Veyance, unless sold without warranty "AS-IS", is warranted to be free from defects in material and workmanship. Subject to the preceding sentence, and except as otherwise expressly provided herein, VEYANCE MAKES NO REPRESENTATION OR WARRANTY OF ANY KIND, EXPRESS OR IMPLIED, AS TO MERCHANTABILITY, FITNESS FOR A PARTICULAR PURPOSE, OR ANY OTHER MATTER WITH RESPECT TO THE PRODUCT OR ANY OTHER PRODUCT SOLD HEREUNDER, WHETHER USED ALONE OR IN COMBINATION WITH ANY OTHER MATERIAL OR PRODUCT OR IN ANY PROCESS. VEYANCE SHALL NOT BE LIABLE FOR SPECIAL, INCIDENTAL, AND/OR CONSEQUENTIAL DAMAGES, EVEN IF VEYANCE HAS BEEN NOTIFIED OF THE POTENTIAL OF SUCH A LOSS OR CLAIM. OTHER THAN THOSE SPECIFICALLY SET FORTH HEREIN, THERE ARE NO WARRANTIES WHICH EXTEND BEYOND THE DESCRIPTION OF THE PRODUCTS ON THE FACE HEREOF, EITHER EXPRESS OR IMPLIED.

5. LIMITATION OF LIABILITY OF VEYANCE AND EXCLUSIVE REMEDY. Any Veyance-manufactured product claimed to be defective in material or workmanship shall, upon Veyance's approval, be returned to Veyance as designated, at the Customer's expense. VEYANCE WILL, AS THE EXCLUSIVE REMEDY, MAKE AN ADJUSTMENT FOR PRODUCT IT FINDS TO BE DEFECTIVE IN MATERIAL OR WORKMANSHIP EITHER BY REPAIRING IT OR REPLACING IT AT AN ADJUSTMENT PRICE, OR IN LIEU THEREOF, AT VEYANCE'S OPTION, VEYANCE MAY REFUND THE PURCHASE PRICE UPON RETURN OF THE PRODUCT. Whenever a warranty for a specific product provides that no adjustment shall be made after a specified period of time, Veyance shall not be responsible under the terms of such warranty unless claim is made within such period of time. VEYANCE'S TOTAL RESPONSIBILITY AND LIABILITY FOR ANY AND ALL CLAIMS, LOSSES, AND DAMAGES OF ANY KIND WHATSOEVER ARISING OUT OF ANY CAUSE WHATSOEVER (WHETHER UNDER ANY WARRANTY OR BASED IN CONTRACT, NEGLIGENCE, OTHER TORT, STRICT LIABILITY, BREACH OF WARRANTY, OTHER THEORY, OR OTHERWISE) SHALL NOT EXCEED THE ORIGINAL PURCHASE PRICE OF THE PRODUCTS IN RESPECT TO WHICH SUCH CAUSE ARISES, AND IN NO EVENT SHALL VEYANCE BE LIABLE FOR SPECIAL, INCIDENTAL, CONSEQUENTIAL, EXEMPLARY, OR PUNITIVE DAMAGES RESULTING FROM ANY SUCH CAUSE. NO EMPLOYEE, AGENT AND/OR REPRESENTATIVE HAS AUTHORITY TO MAKE ANY REPRESENTATION, PROMISE OR AGREEMENT, EXCEPT AS STATED HEREIN. VEYANCE SHALL NOT BE LIABLE FOR, AND CUSTOMER ASSUMES ALL LIABILITY FOR, PERSONAL INJURY AND PROPERTY DAMAGE CONNECTED WITH THE HANDLING, TRANSPORTATION, OR FURTHER MANUFACTURE, FABRICATION, ASSEMBLY, OR PROCESSING OF THE PRODUCT.

6. Prices are subject to change without notice, and such items will be billed at prices in effect at the time of shipment. Customer will be notified of any price increase and may cancel any undelivered portion of the order by written notice to Veyance, provided such written notice is received by Veyance not more than 10 days after your receipt of notification of the increase. Upon such cancellation Customer shall have no liability to Veyance for the canceled portion of the order except as to product manufactured or in process, components procured by Veyance from outside sources, and special tooling and equipment procured for performance of this order.

7. All prices are subject to increase from time to time to compensate for any tax, excise, or levy imposed upon the products sold, or upon the manufacture, sale, transportation, or delivery of them or whenever any tax, excise, levy law, or governmental regulation has the effect, directly or indirectly, of increasing the cost of manufacture, sale, or delivery. If any government action or law should have the effect of establishing a maximum price on product to be delivered, Veyance may, at its option and without liability to Customer, terminate its obligation with respect to future shipments upon thirty (30) days written notice.

8. Veyance shall not be liable or deemed in default for failure to deliver or delay in delivery due to any cause beyond its reasonable control. If unable to meet delivery schedules, Veyance will endeavor to allocate material fairly among its Customers, but reserves to itself final determination of the deliveries to be made without liability.

9. Veyance will indemnify its Customer against all claims and demands for infringement of any United States patent by the product furnished under any accepted order, provided the Customer notifies Veyance of any patent infringement and upon request tenders Veyance the defense of the claim. CUSTOMERS WHO FURNISH SPECIFICATION TO VEYANCE AGREE TO HOLD VEYANCE HARMLESS AGAINST ANY CLAIMS WHICH ARISE OUT OF VEYANCE'S COMPLIANCE WITH SUCH CUSTOMER SPECIFICATIONS.

10. Title to the goods shall pass to Customer upon passage of the risk of loss; provided, however, that to the extent permitted by law, until each of the goods delivered hereunder has been paid for in full, Veyance shall retain title to the goods; however, all risk of loss and responsibility for transportation and storage, taxes, and duties shall transfer in accordance with these terms of sale. Customer hereby agrees that notwithstanding any information shown in this confirmation regarding any estimated shipment, production, or requested date(s) for the goods, Veyance is not obligated to produce, deliver or ship the goods by that estimated shipment, production, or requested date(s). Customer hereby agrees that unless Customer notifies Veyance in writing within ninety (90) calendar days of the estimated shipment date as shown on the last dated Confirmation referencing the goods, there shall be a presumption that goods conforming to the goods ordered were received by Customer.




11. Due to the varying location of the operations of Customer and Veyance and the locations that may be involved in the performance and documentation of an order to which these Terms and Conditions of Sale are applicable, in order to settle upon and to eliminate any doubt as to the rights of the Customer and Veyance, Customer and Veyance agree that this Confirmation shall be governed by and construed in accordance with the laws of the State of Ohio, United States of America, applicable to agreements to be performed in the State of Ohio, except that for sales or orders originating and to be performed in Canada by Canadian subsidiaries or affiliates of The Veyance, Customer and Veyance agree that this Confirmation shall be governed by and construed in accordance with the laws of the Province of Ontario, Canada, applicable to agreements to be performed in Canada. Customer and Veyance exclude the application of the United Nations Convention on Contracts for the International Sale of Goods to this Confirmation and order.




# INDUSTRIAL HOSE PRODUCTS

## INDUSTRIAL HOSE INDEX BY ALPHABET

Name	Properties	Page	Name	Properties	Page
<b>A</b>					
Advantage.....		148	Flexdock 300 .....		166
Aggie Gas .....		158	Flexible Downspout .....		111
Allcrete Textile (plaster, grout, & concrete).....		132	Flexshield SAE J1527 USCG Type A1-15 /		
Allcrete Wire .....		133	ISO 7840 Marine Barrier Hose .....	<b>NEW</b>	98
Arctic ExtremeFlex.....	<b>NEW</b>	175	Flexsteel 250 CB Steam .....		200
Arctic Ortac Plus .....		19	Flexsteel 250 CB-20 Steam .....	<b>NEW</b>	201
Arctic Softwall.....	<b>UL, CUL</b>	159	Flexsteel 250 ORS Steam .....		202
Artrac.....	<b>NEW</b>	107	Flexsteel 250 Steam .....		199
Arvac SW .....	<b>NEW</b>	106	Flexsteel Futura.....	<b>UL, CUL</b>	<b>NEW</b> 152
Autogrip .....	<b>A, M, NC</b>	36	Flexsteel Hardwall .....	<b>UL</b>	153
<b>B</b>					
BC Gasoline .....	<b>UL, CUL</b>	160	Flexsteel Service Station Air.....		20
BC Marina .....	<b>UL, CUL</b>	161	Flexsteel Futura Vapor Assist .....	<b>UL</b>	154
Black Softwall.....		122	Flextra Dry Material .....		125
Blue Flexwing .....		45	Flextra Oilfield .....		186
Braidair .....		27	Flextra Rock Dust .....	<b>M</b>	138
Brigade Mine .....	<b>M</b>	137	Flexwing Oilfield .....		185
Brown Flexwing.....		47	Flexwing VersaFuel .....		176
Blucor .....		104	Flexwing Water S&D .....	<b>NEW</b>	234
Blucor Couplings.....		105	Fortress 300.....	<b>A</b>	81
Blue Fortress 300 .....	<b>NEW</b>	84	Fortress 1000.....	<b>A</b>	82
<b>C</b>					
Chem One.....	<b>A</b>	<b>NEW</b> 42	Fortress 3000.....	<b>A</b>	83
Cold Blue .....	<b>NEW</b>	229	<b>G</b>		
Crimped Steam Assembly.....		203	Galvanator 3000.....	<b>A</b>	62
<b>D</b>					
Deadman Aircraft Refueling .....		149	Gauntlet 1500 .....	<b>A</b>	59
DEF Dispensing Hose.....	<b>NEW</b>	162	Gauntlet 3000 .....	<b>A</b>	60
Diversiflex .....		108	Gauntlet 4500 .....	<b>A</b>	61
Diversipipe 75.....		109	Gemini Twin Line Welding (Grade R).....		241
Diversipipe 150.....		110	Gemini Twin Line Welding (Grade RM) ..	<b>NC</b>	242
<b>E</b>					
Explorer Air.....		30	Gemini Twin Line Welding (Grade T) ..	<b>NC</b>	243
Explorer Plus Air .....		31	Gorilla .....	<b>A, M, NC</b>	11
Exstatic .....	<b>F</b>	67	Gray Flextra LT .....	<b>F</b>	66
<b>F</b>					
F5 .....	<b>NEW</b>	22	Green Hornet XF .....	<b>NEW</b>	230
Fabchem .....		44	Green XLPE .....		46
Fire Engine Booster .....		222	<b>H</b>		
Flexdock 225 .....		165	Harvest.....	<b>F</b>	68
<b>I</b>					
			Heavy Duty Steam Pile Driver .....		204
			HI-PER.....		48
			Horizon 200.....		12-13
			Horizon 250.....		12-13
			Horizon 300.....		12-13
			Hot Tar & Asphalt Rough & Smooth Bore.....		172
			<b>I</b>		
			Infinity.....	<b>NEW</b>	177

**Properties Legend:**

 **A** - Superior Abrasion Resistance
  **M** - USMSHA Approved
  **NC** - Non-Conductive

 **F** - FDA, 3-A, & USDA Compliant
  **UL** - Underwriter's Laboratory Approved
  **CUL** - Underwriter's Laboratory Approved (Canada)









# INDUSTRIAL HOSE PRODUCTS

## INDUSTRIAL HOSE INDEX BY ALPHABET

Name	Properties	Page	Name	Properties	Page
Infinity HD	<b>NEW</b>	178	Neptune 4500		56
Infinity Stainless Steel & Aluminum Crimp Sleeves		260	Neptune 6000		57
Insta-Grip 250	<b>A, NC</b>	38	NR Spray		196
Insta-Grip 300	<b>M, NC</b>	37	Nutriflex Suction & Discharge	<b>F</b>	70
Insta-Grip TC		39	Nutriflex Static Wire	<b>F</b>	71
Insta-Lock Dust Cap		255	Nutriflo Suction & Discharge	<b>F</b>	69
Insta-Lock Dust Plug		256	<b>O</b>		
Insta-Lock Gaskets		258	Orange Flexwing		49
Insta-Lock Interlocking Ferrules		259	Ortac 250	<b>A, NC</b>	14-15
Insta-Lock Interlocking Stainless Steel NPT Male Hose Stem		254	Ortac 300	<b>A, NC</b>	14-15
Insta-Lock Repair Kits		257	Ortac 400	<b>A, NC</b>	14-15
Insta-Lock Type A Fitting		248	<b>P</b>		
Insta-Lock Type B Fitting		249	Pacer	<b>UL, CUL</b>	157
Insta-Lock Type C Fitting		250	Paladin		180
Insta-Lock Type D Fitting		251	Paladin Stainless Steel & Aluminum Crimp Sleeves		260
Insta-Lock Type E Fitting		252	Pathfinder Garden Hose		223
Insta-Lock Type F Fitting		253	Plicord 250 Steam		206
<b>J</b>			Plicord Air Green 400	<b>NC</b>	33
Jet Ranger		147	Plicord Ammonium Nitrate Pellet		140
<b>L</b>			Plicord Arctic Flexwing		187
Lightwing	<b>NEW</b>	173	Plicord Auger Arc Piling		131
LPG Delivery Pro	<b>NEW</b>	215	Plicord Blast (2 ply & 4 ply)		102
LW Arctic Tank Truck		188	Plicord Blue Flour	<b>F</b>	72
<b>M</b>			Plicord Brewline	<b>F</b>	73
M&P Mine Conduit	<b>M</b>	139	Plicord Dredge Sleeve		113
Marine Fuel Feed Vent			Plicord ExtremeFlex Food Grade	<b>NEW</b>	74
USCG/SAE J1527 Type A2		99	Plicord ExtremeFlex Petroleum	<b>A</b>	<b>NEW</b> 191
Marine Fuel Feed Vent			Plicord Flexwing Petroleum		179
USCG/SAE J1527 Type B2		100	Plicord Fuel Discharge		190
Marine Fuel Line			Plicord Furnace Door		224
USCG/SAE J1527 & ISO 7840 Type A1		97	Plicord Gray Food	<b>F</b>	65
Maxxim Premier	<b>UL</b>	155	Plicord Gunitite (tan)		134
Maxxim Premier Plus	<b>UL</b>	156	Plicord Hardwall Wet Exhaust		92-93
MIL A-A-59565	<b>NEW</b>	18	Plicord HD Industrial Vacuum		211
MIL-DTL-29210E	<b>NEW</b>	205	Plicord HD Water Discharge		225
Mine Spray	<b>M</b>	136	Plicord Hydrovator	<b>NEW</b>	112
<b>N</b>			Plicord LW Black Flextra II		184
Neptune 1500		53	Plicord Mine Conduit	<b>M</b>	141
Neptune 3000		54	Plicord Oilfield Frac Hose	<b>NEW</b>	183
Neptune 4001-R		55	Plicord RVC		114
			Plicord SAE J1527 Type A2 (fuel fill)		96
			Plicord Sand Suction		115
			Plicord Softwall Wet Exhaust		94-95

### Properties Legend:

 <b>A</b> - Superior Abrasion Resistance	 <b>M</b> - USMSHA Approved	 <b>NC</b> - Non Conductive
 <b>F</b> - FDA, 3-A, & USDA Compliant	 <b>UL</b> - Underwriter's Laboratory Approved	 <b>CUL</b> - Underwriter's Laboratory Approved (Canada)

# INDUSTRIAL HOSE PRODUCTS

## INDUSTRIAL HOSE INDEX BY ALPHABET

Name	Properties	Page	Name	Properties	Page
Plicord Super Black Flexwing		182	Spiraflex Grassvac		208
Plicord Super Rock Drill	<b>M</b>	32	Spiraflex Gray (Light Duty)		219
Plicord Torridair Hot Air Blower		123	Spiraflex Mulch Blower Hose	<b>NEW</b>	126
Plicord Vacuum (HD & LW)		212	Spiraflex Polyurethane Vapor Recovery		192
Plicord Versiflo 125		226	Spiraflex Red (Medium Duty)	<b>M</b>	220
Plicord Washdown		238	Spiraflex Rock Dust	<b>M</b>	143
Plicord Waste Mate		189	Spiraflex Vacuum		210
Plicord Water Discharge 150		227	Spiraflex Water S&D Heavy Duty	<b>NEW</b>	232
Plicord Winline	<b>F</b>	75	Spiraflex Yellow (Spiraflex 2700)	<b>M</b>	221
Plicord XF Blast		103	SpiraFlow		52
Pliovic Ag Spray (1800 & 2400)		197	Spirathane HD		118
Pliovic FG (FDA-3A)	<b>F</b>	76	Spirathane LD		120
Pliovic GS	<b>NC</b>	24-25	Spirathane PT	<b>F</b>	119
Pliovic Plus 250	<b>NC</b>	24-25	Stainless Steel & Aluminum Crimp Sleeves		260
Pliovic PVC Tubing		<b>NEW</b> 26	Steel Air	<b>M</b>	29
Potable Water	<b>F</b>	77	Super Ortac	<b>M</b>	34
Pressure Washer Fittings		261	Super Sani-Wash 300		<b>NEW</b> 89
Pulp & Paper Washdown		239	Sureline		237
Purple Flexwing		50			
Pyroflex II Hot Air		124	<b>T</b>		
Pyroflex Hot Tar & Asphalt II		193	Tan Flextra	<b>F</b>	128
Pyroflex Hot Tar Wand		194	Tan Flexwing	<b>F</b>	127
			Tan Softwall	<b>F</b>	129
<b>R</b>			Tanker Barge Discharge		169
Red Flextra 100		181	Thor Submarine		171
Red Flextra 150		181	TunnelCote Rock Dust	<b>M</b>	<b>NEW</b> 144
Redwing Fuel Oil		163			
Refueling Sensing		150	<b>U</b>		
			Ultra-Grip	<b>A, M, NC</b>	40
<b>S</b>					
SAE J1527 Type A2 (fuel fill)		96	<b>V</b>		
Sandblast Deadman		116	Vapor Recovery Dock		170
Sani-Wash 300		88	Versiflo 150 Water S&D		235
Service Station Air		21	Veyance	<b>UL</b>	<b>NEW</b> 215
Smooth Bore Dock 200		167	Vintner	<b>F</b>	78
Smooth Bore Dock 300		168	Viper	<b>A</b>	43
Spectra 300		85			
Spectra 1000		86	<b>W</b>		
Spectra 3000		87	White Flexwing	<b>F</b>	64
Spiraflex 1600		231	Whitewater		58
Spiraflex Aggie PVC		233	Wingcraft		146
Spiraflex Air Seeder Hose	<b>NEW</b>	117	Wingfoot 200	<b>NC</b>	16-17
Spiraflex Black Lay-Flat Super Duty Hose	<b>NEW</b>	217	Wingfoot 300	<b>NC</b>	16-17
Spiraflex Blue (Extra Light Duty)		218	Wingfoot Welding (Grade R)		244
Spiraflex Cable Guard	<b>M</b>	142	Wingfoot Welding (Grade RM)	<b>NC</b>	245
Spiraflex Ducting		209	Wingfoot Welding (Grade T)		246

**Properties Legend:**



**A** - Superior Abrasion Resistance



**M** - USMSHA Approved



**NC** - Non Conductive



**F** - FDA, 3-A, & USDA Compliant



**UL** - Underwriter's Laboratory Approved



**CUL** - Underwriter's Laboratory Approved (Canada)











## INDUSTRIAL HOSE INDEX BY APPLICATION

Name	Properties	Page	Name	Properties	Page
<b>Air &amp; Multipurpose: General Purpose</b>			<b>Food: Food Transfer</b>		
Arctic Ortac Plus		19	Gauntlet 3000	<b>A</b>	60
Braidair		27	Gauntlet 4500	<b>A</b>	61
F5	<b>NEW</b>	22	Neptune 1500		53
Flexsteel Service Station Air		20	Neptune 3000		54
Gorilla	<b>A, M, NC</b>	11	Neptune 4001-R		55
Horizon 200		12-13	Neptune 4500		56
Horizon 250		12-13	Neptune 6000		57
Horizon 300		12-13	Spectra 1000		86
MIL A-A-59565	<b>NEW</b>	18	Spectra 3000		87
Ortac 250	<b>A, NC</b>	14-15	SpiraFlow		52
Ortac 300	<b>A, NC</b>	14-15	Whitewater		58
Ortac 400	<b>A, NC</b>	14-15			
Pliovic FG (FDA-3A)	<b>F</b>	76	<b>Food: Food Washdown</b>		
Pliovic GS	<b>NC</b>	24-25	Blue Fortress 300	<b>NEW</b>	84
Pliovic Plus 250	<b>NC</b>	24-25	Fortress 300	<b>A</b>	81
Pliovic PVC Tubing	<b>NEW</b>	26	Fortress 1000	<b>A</b>	82
Service Station Air		21	Fortress 3000	<b>A</b>	83
Wingfoot 200	<b>NC</b>	16-17	Gauntlet 1500	<b>A</b>	59
Wingfoot 300	<b>NC</b>	16-17	Plicord Washdown		238
			Sani-Wash 300		88
<b>Air &amp; Multipurpose: Heavy Duty</b>			Spectra 300		85
Explorer Air		30	Spectra 1000		86
Explorer Plus Air		31	Spectra 3000		87
Plicord Air Green 400	<b>NC</b>	33	Super Sani-Wash 300	<b>NEW</b>	89
Plicord Super Rock Drill	<b>M</b>	32			
Steel Air	<b>M</b>	29	<b>Marine</b>		
Super Ortac	<b>M</b>	34	Flexshield Marine Barrier Hose SAE		
			J1527 USCG Type A1-15 / ISO 7840	<b>NEW</b>	98
<b>Air &amp; Multipurpose: Push-on</b>			Marine Fuel Feed Vent Hose		
AutoGrip	<b>A, M, NC</b>	36	USCG/SAE J1527 Type A2		99
Insta-Grip 250	<b>A, NC</b>	38	Marine Fuel Feed Vent Hose		
Insta-Grip 300	<b>M, NC</b>	37	USCG/SAE J1527 Type B2		100
Insta-Grip TC		39			
Ultra-Grip	<b>A, M, NC</b>	40			
<b>Chemical Transfer</b>					
Blue Flexwing		45			
Brown Flexwing		47			
Chem One	<b>A</b>	<b>NEW</b> 42			
Fabchem		44			
Green XLPE		46			
HI-PER		48			
Orange Flexwing		49			
Purple Flexwing		50			
Viper	<b>A</b>	43			
<b>Cleaning Equipment</b>					
Fortress 1000	<b>A</b>	82			
Fortress 3000	<b>A</b>	83			
Galvanator 3000	<b>A</b>	62			
Gauntlet 1500	<b>A</b>	59			

### Properties Legend:







 <b>A</b> - Superior Abrasion Resistance	 <b>M</b> - USMSHA Approved	 <b>NC</b> - Non Conductive
 <b>F</b> - FDA, 3-A, & USDA Compliant	 <b>UL</b> - Underwriter's Laboratory Approved	 <b>CUL</b> - Underwriter's Laboratory Approved (Canada)

# INDUSTRIAL HOSE PRODUCTS

## INDUSTRIAL HOSE INDEX BY APPLICATION

Name	Properties	Page	Name	Properties	Page
Marine Fuel Line			Spiraflex Rock Dust . . . . .	<b>M</b>	143
USCG/SAE J1527 & ISO 7840 Type A1 . . . . .		97	Spiraflex Yellow (Spiraflex 2700) . . . . .	<b>M</b>	221
Plicord Hardwall Wet Exhaust . . . . .		92-93	TunnelCote Rock Dust . . . . .	<b>M</b> <b>NEW</b>	144
Plicord SAE J1527 Type A2 (fuel fill) . . . . .		96			
Plicord Softwall Wet Exhaust . . . . .		94-95			
<b>Material Handling: Abrasives</b>			<b>Petroleum: Aircraft Fueling</b>		
Artrac . . . . .	<b>NEW</b>	107	Advantage . . . . .		148
Arvac SW . . . . .	<b>NEW</b>	106	Deadman Aircraft Refueling . . . . .		149
Blucor . . . . .		104	Jet Ranger . . . . .		147
Blucor Couplings . . . . .		105	Refueling Sensing . . . . .		150
Diversiflex . . . . .		108	Wingcraft . . . . .		146
Diversipipe 75 . . . . .		109			
Diversipipe 150 . . . . .		110	<b>Petroleum: Petroleum Dispensing</b>		
Flexible Downspout . . . . .		111	Aggie Gas . . . . .		158
Nutriflex Static Wire . . . . .	<b>F</b>	71	Arctic Softwall . . . . .	<b>UL, CUL</b>	159
Plicord Blast (2 ply & 4 ply) . . . . .		102	BC Gasoline . . . . .	<b>UL, CUL</b>	160
Plicord Dredge Sleeve . . . . .		113	BC Marina . . . . .	<b>UL, CUL</b>	161
Plicord Hydrovator . . . . .	<b>NEW</b>	112	DEF Dispensing Hose . . . . .	<b>NEW</b>	162
Plicord RVC . . . . .		114	Flexsteel Futura . . . . .	<b>UL, CUL NEW</b>	152
Plicord Sand Suction . . . . .		115	Flexsteel Hardwall . . . . .	<b>UL</b>	153
Plicord XF Blast (2 ply & 4 ply) . . . . .		103	Flexsteel Futura Vapor Assist . . . . .	<b>UL</b>	154
Sandblast Deadman . . . . .		116	Maxxim Premier . . . . .	<b>UL</b>	155
Spiraflex Air Seeder Hose . . . . .	<b>NEW</b>	117	Maxxim Premier Plus . . . . .	<b>UL</b>	156
Spirathane HD . . . . .		118	Pacer . . . . .	<b>UL, CUL</b>	157
Spirathane LD . . . . .		120	Redwing Fuel Oil . . . . .		163
Spirathane PT . . . . .	<b>F</b>	119			
<b>Material Handling: Bulk Transfer</b>			<b>Petroleum: Petroleum Dock Hose</b>		
Black Softwall . . . . .		122	Flexdock 225 . . . . .		165
Flextra Dry Material . . . . .		125	Flexdock 300 . . . . .		166
Plicord Torridair Hot Air Blower . . . . .		123	Hot Tar & Asphalt Rough & Smooth Bore . . . . .		172
Pyroflex II Hot Air . . . . .		124	Lightwing . . . . .	<b>NEW</b>	173
Spiraflex Mulch Blower Hose . . . . .	<b>NEW</b>	126	Smooth Bore Dock 200 . . . . .		167
Tan Flextra . . . . .	<b>F</b>	128	Smooth Bore Dock 300 . . . . .		168
Tan Flexwing . . . . .	<b>F</b>	127	Tanker Barge Discharge . . . . .		169
Tan Softwall . . . . .	<b>F</b>	129	Thor Submarine . . . . .		171
<b>Material Handling: Cement &amp; Concrete</b>			<b>Petroleum: Petroleum Transfer</b>		
Allcrete Textile (plaster, grout & concrete) . . . . .		132	Arctic ExtremeFlex . . . . .	<b>NEW</b>	175
Allcrete Wire . . . . .		133	Flextra Oilfield . . . . .		186
Plicord Auger Arc Piling . . . . .		131	Flexwing Oilfield . . . . .		185
Plicord Gunite (tan) . . . . .		134	Flexwing VersaFuel . . . . .		176
<b>Mining</b>			Infinity . . . . .	<b>NEW</b>	177
Brigade Mine . . . . .	<b>M</b>	137	Infinity HD . . . . .	<b>NEW</b>	178
Flextra Rock Dust . . . . .	<b>M</b>	138	LW Arctic Tank Truck . . . . .		188
M&P Mine Conduit . . . . .	<b>M</b>	139	Paladin . . . . .		180
Mine Spray . . . . .	<b>M</b>	136	Plicord Arctic Flexwing . . . . .		187
Plicord Ammonium Nitrate Pellet . . . . .		140	Plicord ExtremeFlex Petroleum . . . . .	<b>A</b> <b>NEW</b>	191
Plicord Mine Conduit . . . . .	<b>M</b>	141	Plicord Flexwing Petroleum . . . . .		179
Spiraflex Cable Guard . . . . .	<b>M</b>	142	Plicord Fuel Discharge . . . . .		190
			Plicord LW Black Flextra II . . . . .		184
			Plicord Oilfield Frac Hose . . . . .	<b>NEW</b>	183
			Plicord Super Black Flexwing . . . . .		182

**Properties Legend:**

 <b>A</b> - Superior Abrasion Resistance	 <b>M</b> - USMSHA Approved	 <b>NC</b> - Non Conductive
 <b>F</b> - FDA, 3-A, & USDA Compliant	 <b>UL</b> - Underwriter's Laboratory Approved	 <b>CUL</b> - Underwriter's Laboratory Approved (Canada)









# INDUSTRIAL HOSE PRODUCTS

## INDUSTRIAL HOSE INDEX BY APPLICATION

Name	Properties	Page	Name	Properties	Page
Plicord Waste Mate		189	<b>Water: Suction &amp; Discharge Hose</b>		
Pyroflex Hot Tar & Asphalt II		193	Cold Blue	<b>NEW</b>	229
Pyroflex Hot Tar Wand		194	Green Hornet XF	<b>NEW</b>	230
Red Flextra 100		181	Flexwing Water S&D	<b>NEW</b>	234
Red Flextra 150		181	Spiraflex 1600		231
Redwing Fuel Oil		163	Spiraflex Aggie PVC		233
Spiraflex Polyurethane Vapor Recovery		192	Spiraflex Water S&D Heavy Duty	<b>NEW</b>	232
			Versiflo 150 Water S&D		235
<b>Spray Hose</b>			<b>Water: Washdown Hose</b>		
Mine Spray	<b>M</b>	136	Fortress 300	<b>A</b>	81
NR Spray		196	Fortress 1000	<b>A</b>	82
Pliovic Ag Spray (1800 & 2400)		197	Fortress 3000	<b>A</b>	83
			Gauntlet 1500	<b>A</b>	59
<b>Steam Hose</b>			Plicord Washdown		238
Flexsteel 250 CB Steam		200	Pulp & Paper Washdown		239
Flexsteel 250 CB-20 Steam	<b>NEW</b>	201	Sani-Wash 300		88
Flexsteel 250 ORS Steam		202	Spectra 300		85
Flexsteel 250 Steam		199	Spectra 1000		86
Flexsteel 250 Crimped Steam Assembly		203	Spectra 3000		87
Heavy Duty Steam Pile Driver		204	Super Sani-Wash 300		89
MIL-DTL-29210E	<b>NEW</b>	205	Sureline		237
Plicord 250 Steam		206			
Whitewater		58	<b>Welding Hoses</b>		
			Gemini Twin Line Welding (Grade R)		241
<b>Vacuum Hose</b>			Gemini Twin Line Welding (Grade RM)	<b>NC</b>	242
Plicord HD Industrial Vacuum		211	Gemini Twin Line Welding (Grade T)	<b>NC</b>	243
Plicord Vacuum (HD & LW)		212	Wingfoot Welding (Grade R)		244
Spiraflex Ducting		209	Wingfoot Welding (Grade RM)		245
Spiraflex Grassvac		208	Wingfoot Welding (Grade T)		246
Spiraflex Vacuum		210			
Spirathane HD		118	<b>Coupling Systems</b>		
Spirathane LD		120	Infinity Stainless Steel &		
Spirathane PT	<b>F</b>	119	Aluminum Crimp Sleeves		260
			Insta-Lock Dust Cap		255
<b>Veyance</b>			Insta-Lock Dust Plug		256
LPG Delivery Pro	<b>UL</b>	<b>NEW</b> 215	Insta-Lock Gaskets		258
			Insta-Lock Interlocking Ferrules		259
<b>Water: Discharge Hose</b>			Insta-Lock Interlocking Stainless		
Brigade Mine	<b>M</b>	137	Steel Male NPT Hose Stem		254
Fire Engine Booster		222	Insta-Lock Repair Kits		257
Pathfinder Garden Hose		223	Insta-Lock Type A Fitting		248
Plicord Furnace Door		224	Insta-Lock Type B Fitting		249
Plicord HD Water Discharge		225	Insta-Lock Type C Fitting		250
Plicord Versiflo 125		226	Insta-Lock Type D Fitting		251
Plicord Water Discharge 150		227	Insta-Lock Type E Fitting		252
Potable Water	<b>F</b>	77	Insta-Lock Type F Fitting		253
Spiraflex Black (Lay-Flat Super Duty Hose)	<b>NEW</b>	217	Paladin Stainless Steel &		
Spiraflex Blue (Extra Light Duty)		218	Aluminum Crimp Sleeves		260
Spiraflex Gray (Light Duty)		219	Pressure Washer Fittings		261
Spiraflex Red (Medium Duty)	<b>M</b>	220			
Spiraflex Yellow (Heavy Duty)	<b>M</b>	221			

### Properties Legend:

 <b>A</b> - Superior Abrasion Resistance	 <b>M</b> - USMSHA Approved	 <b>NC</b> - Non Conductive
 <b>F</b> - FDA, 3-A, & USDA Compliant	 <b>UL</b> - Underwriter's Laboratory Approved	 <b>CUL</b> - Underwriter's Laboratory Approved (Canada)

# AIR & MULTIPURPOSE

**AIR &  
MULTIPURPOSE**  
General Purpose  
Heavy Duty  
Push-on

## GENERAL PURPOSE



CHEMICAL  
TRANSFER

CLEANING  
EQUIPMENT

FOOD  
Transfer  
Washdown

MARINE

MATERIAL  
HANDLING  
Abrasives  
Bulk Transfer  
Cement & Concrete

MINING

PETROLEUM  
Aircraft Fueling  
Dispensing  
Dock  
Transfer

SPRAY

STEAM

VACUUM

VEYANCE

WATER  
Discharge  
Suction &  
Discharge  
Washdown

WELDING

COUPLING  
SYSTEMS

APPENDIX

	Page	Superior Abrasion Cover	MSHA	Non- conductive	Oil Resistance Tube*	Oil Resistance Cover*	Temp Range	Thermo- plastic	Rubber
Arctic Ortac® Plus	19				A	A	-65°F to 180°F		Yes
Braidair™	27				A	B	-20°F to 190°F		Yes
Flexsteel® Service Station Air	20				B	B	-20°F to 190°F		Yes
F5™	22				B	B	-40°F to 158°F	Yes	
Gorilla®	11	Yes	Yes	Yes	A	A	-20°F to 190°F		Yes
Horizon® 200	12-13				C	C	-40°F to 190°F		Yes
Horizon® 250	12-13				C	C	-40°F to 190°F		Yes
Horizon® 300	12-13				C	C	-40°F to 190°F		Yes
Mil A-A-59565 Light Duty	18				C	C	-40°F to 190°F		
Ortac® 250	14-15	Yes		Yes	A	A	-20°F to 190°F		Yes
Ortac® 300	14-15	Yes		Yes	A	A	-20°F to 190°F		Yes
Ortac® 400	14-15	Yes	Yellow only	Yes	A	A	-20°F to 190°F		Yes
Pliovic® FG (FDA-3A)	76			Yes	B	B	-10°F to 158°F	Yes	
Pliovic® GS	24-25			Yes	B	B	-10°F to 158°F	Yes	
Pliovic® Plus 250	24-25			Yes	B	B	-10°F to 158°F	Yes	
Pliovic® PVC Tubing	26				B	B	-10°F to 158°F		
Service Station Air	21				C	C	-40°F to 190°F		Yes
Wingfoot® 200	16-17			Yes	A	B	-20°F to 190°F		Yes
Wingfoot® 300	16-17			Yes	A	B	-20°F to 190°F		Yes

\*Based on RMA oil classification. For more information, see Appendix C.

**GOOD YEAR**  
ENGINEERED PRODUCTS



# AIR & MULTIPURPOSE

## GORILLA®



GORILLA BY **GOODYEAR**



### Product Specifications

- APPLICATION:** A premium-quality, multipurpose industrial hose with a wide range of applications in factories, construction, agriculture, quarries, mines, railroads, the oil and gas industry, and shipbuilding. All sizes are rated at 500 psi (3.4 Mpa) maximum working pressure. Nonconductive, minimum electrical resistance greater than one (1) megaohm per inch of hose length at 1000 Volts DC.
- CONSTRUCTION**
  - TUBE:** Nitrile synthetic rubber, RMA Class A (High Oil Resistance)
  - COVER:** Yellow Carbryn™ synthetic rubber, RMA Class A (High Oil Resistance) MSHA approved
- REINFORCEMENT:** Spiral Flexten® yarn, 2" is braided synthetic yarn
- TEMPERATURE:** -20°F to 190°F (-29°C to 88°C)
- PACKAGING:**

3/16" – 3/4"	500' reels, maximum 3 pieces, 50' increments
1"	450' reels, maximum 3 pieces, 50' increments
1¼"	250'–450' reels, maximum 3 pieces, 50' increments
1½"	150'–350' reels, maximum 3 pieces, 50' increments
2"	200' carton, maximum 3 pieces, 50' increments

Coupled assemblies available: 1/4", 3/8", 1/2", and 3/4".
- BRANDING:** Example: Gorilla® 1" (25.4 mm) 500 psi. Made in USA Goodyear®. Flame Resistant USMSHA No. 2G-14C/14.
- COUPLINGS:** Contact fitting manufacturer for proper fitting recommendation and coupling procedure.
- NON-STOCK/SIZES:** For special production run minimum requirements, see Appendix D.
- ORDER CODES:** 569-035      536-446 (2")

AIR &  
MULTIPURPOSE  
General Purpose  
Heavy Duty  
Push-on

CHEMICAL  
TRANSFER

CLEANING  
EQUIPMENT

FOOD  
Transfer  
Washdown

MARINE

MATERIAL  
HANDLING  
Abrasives  
Bulk Transfer  
Cement & Concrete

MINING

PETROLEUM  
Aircraft Fueling  
Dispensing  
Dock  
Transfer

SPRAY

STEAM

VACUUM

VEYANCE

WATER  
Discharge  
Suction &  
Discharge  
Washdown

WELDING

COUPLING  
SYSTEMS

APPENDIX

## GORILLA®

ID		NOM. OD		MAX. WP		WEIGHT	
in.	mm.	in.	mm.	psi	Mpa	lb./ft.	kg./m.
3/16	4.8	0.47	11.9	500	3.45	0.08	0.12
1/4	6.4	0.61	15.5	500	3.45	0.17	0.25
5/16	7.9	0.69	17.5	500	3.45	0.20	0.30
3/8	9.5	0.73	18.6	500	3.45	0.22	0.33
1/2	12.7	0.89	22.6	500	3.45	0.28	0.42
5/8	15.9	1.06	26.9	500	3.45	0.35	0.52
3/4	19.1	1.19	30.2	500	3.45	0.41	0.61
1	25.4	1.50	37.8	500	3.45	0.58	0.86
1¼	31.8	1.77	45.6	500	3.45	0.79	1.18
1½	38.1	2.04	51.8	500	3.45	0.86	1.27
2	50.8	2.62	66.6	500	3.45	1.22	1.82



# AIR & MULTIPURPOSE

AIR &  
MULTIPURPOSE  
General Purpose  
Heavy Duty  
Push-on

## HORIZON®



### Product Specifications

**APPLICATION:** An economical air and water hose, Horizon® is for a wide range of industrial, construction and agricultural applications. Available in 200, 250, and 300 PSI working pressures.

**CONSTRUCTION**  
**TUBE:** Versigard® synthetic rubber, RMA Class C (Limited Oil Resistance)

**COVER:** Black, Red, Yellow, Green or Blue Versigard® synthetic rubber

**REINFORCEMENT:** Spiral synthetic yarn, 2" is braided

**TEMPERATURE:** -40°F to 190°F (-40°C to 88°C)

**PACKAGING:**

3/16"–3/4"	500' reels, maximum 3 pieces, 50' increments
1"	450' reels, maximum 3 pieces, 50' increments
1¼"	400' reels, maximum 3 pieces, 50' increments
1½"	300' reels, maximum 3 pieces, 50' increments
2"	200', cartons, maximum 3 pieces, 50' increments

Coupled assemblies available in 1/4", 3/8", 1/2", and 3/4" in red.

**COUPLINGS:** Contact fitting manufacturer for proper fitting recommendation and coupling procedure.

**BRANDING:** Example: 1/2" Horizon® Goodyear® 300 psi WP.

**NON-STOCK/SIZES:** For special production run minimum requirements, see Appendix D.

**ORDER CODES:** See next page.

*Versigard® is a registered trademark of The Goodyear Tire & Rubber Company.*

CHEMICAL  
TRANSFER

CLEANING  
EQUIPMENT

FOOD  
Transfer  
Washdown

MARINE

MATERIAL  
HANDLING  
Abrasives  
Bulk Transfer  
Cement & Concrete

MINING

PETROLEUM  
Aircraft Fueling  
Dispensing  
Dock  
Transfer

SPRAY

STEAM

VACUUM

VEYANCE

WATER  
Discharge  
Suction &  
Discharge  
Washdown

WELDING

COUPLING  
SYSTEMS

APPENDIX

**GOODYEAR**  
ENGINEERED PRODUCTS

# AIR & MULTIPURPOSE

## HORIZON® 200

ORDER CODES: 536-035 (2" black) 536-040 (2" red) 569-009 (black)  
569-011 (red) 569-038 (yellow) 569-547 (blue)

ID		NOM. OD		MAX. WP		WEIGHT	
in.	mm.	in.	mm.	psi	Mpa	lb./ft.	kg./m.
3/16	4.8	0.44	11.2	200	1.38	0.08	0.12
1/4	6.4	0.50	12.7	200	1.38	0.09	0.13
5/16	7.9	0.58	14.7	200	1.38	0.12	0.18
3/8	9.5	0.67	17.0	200	1.38	0.15	0.22
1/2	12.7	0.81	20.6	200	1.38	0.20	0.30
5/8	15.9	0.97	24.6	200	1.38	0.27	0.40
3/4	19.1	1.12	28.5	200	1.38	0.34	0.51
1	25.4	1.44	36.8	200	1.38	0.54	0.80
1¼	31.8	1.73	44.0	200	1.38	0.75	1.12
1½	38.1	1.98	50.3	200	1.38	0.86	1.28
2	50.8	2.50	63.5	200	1.38	1.16	1.73

## HORIZON® 250

ORDER CODES: 569-010 (black) 569-012 (red) 569-039 (yellow)  
569-506 (green) 569-548 (blue)

ID		NOM. OD		MAX. WP		WEIGHT	
in.	mm.	in.	mm.	psi	Mpa	lb./ft.	kg./m.
1/4	6.4	0.53	13.5	250	1.72	0.11	0.16
5/16	7.9	0.59	15.0	250	1.72	0.13	0.19
3/8	9.5	0.70	17.8	250	1.72	0.17	0.25
1/2	12.7	0.84	21.3	250	1.72	0.22	0.33
5/8	15.9	0.98	24.9	250	1.72	0.27	0.40
3/4	19.1	1.14	29.0	250	1.72	0.35	0.52

## HORIZON® 300

ORDER CODES: 569-516 (yellow) 569-557 (red) 569-560 (green)

ID		NOM. OD		MAX. WP		WEIGHT	
in.	mm.	in.	mm.	psi	Mpa	lb./ft.	kg./m.
1/4	6.4	0.53	13.5	300	2.07	0.10	0.15
3/8	9.5	0.70	17.8	300	2.07	0.17	0.25
1/2	12.7	0.84	21.3	300	2.07	0.22	0.33
3/4	19.1	1.15	29.2	300	2.07	0.37	0.55
1	25.4	1.48	37.3	300	2.07	0.58	0.86

## AIR & MULTIPURPOSE

General Purpose

Heavy Duty  
Push-on

CHEMICAL  
TRANSFER

CLEANING  
EQUIPMENT

FOOD  
Transfer  
Washdown

MARINE

MATERIAL  
HANDLING  
Abrasives

Bulk Transfer  
Cement & Concrete

MINING

PETROLEUM  
Aircraft Fueling  
Dispensing  
Dock  
Transfer

SPRAY

STEAM

VACUUM

VEYANCE

WATER  
Discharge  
Suction &  
Discharge  
Washdown

WELDING

COUPLING  
SYSTEMS

APPENDIX



# AIR & MULTIPURPOSE

AIR &  
MULTIPURPOSE  
General Purpose  
Heavy Duty  
Push-on

CHEMICAL  
TRANSFER

CLEANING  
EQUIPMENT

FOOD  
Transfer  
Washdown

MARINE

MATERIAL  
HANDLING  
Abrasives  
Bulk Transfer  
Cement & Concrete

MINING

PETROLEUM  
Aircraft Fueling  
Dispensing  
Dock  
Transfer

SPRAY

STEAM

VACUUM

VEYANCE

WATER  
Discharge  
Suction &  
Discharge  
Washdown

WELDING

COUPLING  
SYSTEMS

APPENDIX

## ORTAC®



### Product Specifications

- APPLICATION:** Ortac® (Oil Resistant Tube and Cover) is our most popular premium-quality multipurpose hose. Used in the most abusive industrial applications, Ortac will handle air, oil, water, kerosene and some chemicals. Nonconductive, minimum electrical resistance greater than one (1) megohm per inch of hose length; at 1000 Volts DC. Available in 250, 300 and 400 PSI working pressures. NOTE: Ortac 400 Yellow is USMSHA approved.
- CONSTRUCTION**
- TUBE:** Nitrile synthetic rubber, RMA Class A (high oil resistance)
- COVER:** Red or Yellow Carbryn™ synthetic rubber, RMA Class A (high oil resistance)
- REINFORCEMENT:** Spiral synthetic yarn, 2" is braided
- TEMPERATURE:** -20°F to 190°F (-29°C to 88°C)
- PACKAGING:**
- |            |  |
|------------|--|
| 3/16"–3/4" | 500' reels, maximum 3 pieces, 50' increments   |
| 1"         | 450' reels, maximum 3 pieces, 50' increments   |
| 1¼"        | 400' reels, maximum 3 pieces, 50' increments   |
| 1½"        | 300' reels, maximum 3 pieces, 50' increments   |
| 2"         | 200' cartons, maximum 3 pieces, 50' increments |
- BRANDING:** Example: 1½" (38.1 mm) Ortac® 300 psi WP. Made in USA Goodyear®.
- COUPLINGS:** Contact fitting manufacturer for proper fitting recommendation and coupling procedure.
- NON-STOCK/SIZES:** For special production run minimum requirements, see Appendix D.
- ORDER CODES:** See next page.

**GOODYEAR**  
ENGINEERED PRODUCTS



# AIR & MULTIPURPOSE

## ORTAC® 250

ORDER CODES: 569-058 (1/4" - 11/2") red 536-465 (2") red 536-010 (2") black

ID		NOM. OD		MAX. WP		WEIGHT	
in.	mm.	in.	mm.	psi	Mpa	lb./ft.	kg./m.
1/4	6.4	0.53	13.5	250	1.72	0.09	0.13
5/16	7.9	0.62	17.5	250	1.72	0.14	0.21
3/8	9.5	0.69	17.5	250	1.72	0.15	0.22
1/2	12.7	0.84	21.3	250	1.72	0.20	0.30
5/8	15.9	1.00	25.4	250	1.72	0.26	0.39
3/4	19.1	1.14	29.0	250	1.72	0.34	0.51
1	25.4	1.47	37.3	250	1.72	0.51	0.76
1¼	31.8	1.77	45.2	250	1.72	0.70	1.04
1½	38.1	2.08	52.8	250	1.72	0.96	1.43
2	50.8	2.50	63.5	200	1.37	1.08	1.61

## ORTAC® 300

ORDER CODES: 569-059 (red)

ID		NOM. OD		MAX. WP		WEIGHT	
in.	mm.	in.	mm.	psi	Mpa	lb./ft.	kg./m.
3/16	4.8	0.44	11.8	300	2.07	0.07	0.10
1/4	6.4	0.61	15.7	300	2.07	0.14	0.21
5/16	7.9	0.68	17.3	300	2.07	0.16	0.24
3/8	9.5	0.73	18.6	300	2.07	0.18	0.27
1/2	12.7	0.89	22.6	300	2.07	0.25	0.37
5/8	15.9	1.06	26.9	300	2.07	0.35	0.52
3/4	19.1	1.19	30.2	300	2.07	0.40	0.60
1	25.4	1.50	38.1	300	2.07	0.59	0.88
1¼	31.8	1.81	46.0	300	2.07	0.76	1.13
1½	38.1	2.08	52.8	300	2.07	0.88	1.31

## ORTAC® 400

ORDER CODES: 569-065 (yellow) (USMSHA rated) 569-066 (red)

ID		NOM. OD		MAX. WP		WEIGHT	
in.	mm.	in.	mm.	psi	Mpa	lb./ft.	kg./m.
1/4	6.4	0.61	15.7	400	2.76	0.16	0.24
3/8	9.5	0.73	18.8	400	2.76	0.20	0.30
1/2	12.7	0.89	22.8	400	2.76	0.26	0.39
3/4	19.1	1.18	30.0	400	2.76	0.41	0.61
1	25.4	1.50	38.1	400	2.76	0.61	0.91

### AIR & MULTIPURPOSE

General Purpose

Heavy Duty  
Push-on

CHEMICAL  
TRANSFER

CLEANING  
EQUIPMENT

FOOD  
Transfer  
Washdown

MARINE

MATERIAL  
HANDLING  
Abrasives  
Bulk Transfer  
Cement & Concrete

MINING

PETROLEUM  
Aircraft Fueling  
Dispensing  
Dock  
Transfer

SPRAY

STEAM

VACUUM

VEYANCE

WATER  
Discharge  
Suction &  
Discharge  
Washdown

WELDING

COUPLING  
SYSTEMS

APPENDIX



# AIR & MULTIPURPOSE

AIR &  
MULTIPURPOSE  
General Purpose  
Heavy Duty  
Push-on

## WINGFOOT®



### Product Specifications

**APPLICATION:** A good-quality, economical general purpose hose for industrial air service, compressor lines, pneumatic tools, low-pressure spray and many other applications where the need for oil resistance is moderate. Nonconductive, minimum electrical resistance greater than one (1) megohm per inch of length of hose at 1000 V DC. Available in 200 and 300 PSI working pressures.

**CONSTRUCTION**  
**TUBE:** Nitrile synthetic rubber, RMA Class A (high oil resistance)

**COVER:** Red, Blue, or Black Chemivic™ synthetic rubber, RMA Class B (medium oil resistance)

**REINFORCEMENT:** Spiral synthetic yarn

**TEMPERATURE:** -20°F to 190°F (-29°C to 88°C)

**PACKAGING:**

3/16" – 3/4"	500' reels, maximum 3 pieces, 50' increments
1"	450' reels, maximum 3 pieces, 50' increments
1¼"	400' reels, maximum 3 pieces, 50' increments
1½"	300' reels, maximum 3 pieces, 50' increments

Coupled assemblies available in 1/4", 3/8", and 1/2" in red.

**BRANDING:** Example: Wingfoot® Nonconductive 1/2" (12.7 mm) 200 psi WP. Made in USA Goodyear®.

**COUPLINGS:** Contact fitting manufacturer for proper fitting recommendation and coupling procedure.

**NON-STOCK/SIZES:** For special production run minimum requirements, see Appendix D.

**ORDER CODES:** See next page.

CHEMICAL  
TRANSFER

CLEANING  
EQUIPMENT

FOOD  
Transfer  
Washdown

MARINE

MATERIAL  
HANDLING  
Abrasives  
Bulk Transfer  
Cement & Concrete

MINING

PETROLEUM  
Aircraft Fueling  
Dispensing  
Dock  
Transfer

SPRAY

STEAM

VACUUM

VEYANCE

WATER  
Discharge  
Suction &  
Discharge  
Washdown

WELDING

COUPLING  
SYSTEMS

APPENDIX

**GOODYEAR**  
ENGINEERED PRODUCTS

# AIR & MULTIPURPOSE

## WINGFOOT® 200

ORDER CODES: 569-005 (black)

569-007 (red)

569-036 (blue)

ID		NOM. OD		MAX. WP		WEIGHT	
in.	mm.	in.	mm.	psi	Mpa	lb./ft.	kg./m.
3/16	4.8	0.44	11.2	200	1.38	0.07	0.10
1/4	6.4	0.53	13.5	200	1.38	0.10	0.15
5/16	7.9	0.63	16.0	200	1.38	0.14	0.21
3/8	9.5	0.69	17.5	200	1.38	0.15	0.22
1/2	12.7	0.84	21.3	200	1.38	0.21	0.31
5/8	15.9	1.00	25.4	200	1.38	0.27	0.40
3/4	19.1	1.13	28.7	200	1.38	0.38	0.57
1	25.4	1.47	37.3	200	1.38	0.58	0.86

## WINGFOOT® 300

ORDER CODES: 569-006 (black)  
569-037 (blue)

569-008 (red 3/16" - 1 1/2")  
569-037 (red 2")

ID		NOM. OD		MAX. WP		WEIGHT	
in.	mm.	in.	mm.	psi	Mpa	lb./ft.	kg./m.
3/16	4.8	0.44	11.2	200	1.38	0.07	0.10
1/4	6.4	0.54	13.7	300	2.07	0.14	0.21
5/16	7.9	0.64	16.3	300	2.07	0.18	0.27
3/8	9.5	0.69	17.5	300	2.07	0.19	0.28
1/2	12.7	0.86	21.8	300	2.07	0.26	0.39
5/8	15.9	1.02	25.9	300	2.07	0.33	0.49
3/4	19.1	1.19	30.2	300	2.07	0.42	0.63
1	25.4	1.50	38.1	300	2.07	0.62	0.92
1 1/4	31.8	1.77	45.6	250	1.72	0.84	1.25
1 1/2	38.1	2.08	53.2	250	1.72	1.04	1.55
2	50.8	2.50	63.5	300	2.07	1.02	1.52

### AIR & MULTIPURPOSE

General Purpose

Heavy Duty  
Push-on

CHEMICAL  
TRANSFER

CLEANING  
EQUIPMENT

FOOD  
Transfer  
Washdown

MARINE

MATERIAL  
HANDLING  
Abrasives  
Bulk Transfer  
Cement & Concrete

MINING

PETROLEUM  
Aircraft Fueling  
Dispensing  
Dock  
Transfer

SPRAY

STEAM

VACUUM

VEYANCE

WATER  
Discharge  
Suction &  
Discharge  
Washdown

WELDING

COUPLING  
SYSTEMS

APPENDIX



# AIR & MULTIPURPOSE

**AIR &  
MULTIPURPOSE**  
General Purpose  
Heavy Duty  
Push-on

CHEMICAL  
TRANSFER

CLEANING  
EQUIPMENT

FOOD  
Transfer  
Washdown

MARINE

MATERIAL  
HANDLING  
Abrasives  
Bulk Transfer  
Cement & Concrete

MINING

PETROLEUM  
Aircraft Fueling  
Dispensing  
Dock  
Transfer

SPRAY

STEAM

VACUUM

VEYANCE

WATER  
Discharge  
Suction &  
Discharge  
Washdown

WELDING

COUPLING  
SYSTEMS

APPENDIX

## MIL A-A-59565 MILITARY AIR HOSE



### Product Specifications

<b>APPLICATION:</b>	This commercial item description (CID) covers rubber hose and rubber hose assemblies with yarn, cord or fabric reinforcement intended for light-duty air applications.  The General Services Administration has authorized the use of this commercial item description for all federal agencies  5:1 Safety Factor.
<b>CONSTRUCTION TUBE:</b>	Versigard® EPDM, RMA Classs C Oil Resistance
<b>COVER:</b>	Versigard EPDM, RMA Classs C Oil Resistance
<b>REINFORCEMENT:</b>	2-spiral synthetic cord, 1/4" ID through 5/8" ID 4-spiral synthetic cord, 3/4" ID through 1 1/4" ID
<b>TEMPERATURE:</b>	-40°F to 190°F (-40°C to 88°C)
<b>PACKAGING:</b>	Bulk reels (Alternative packaging specs available upon request)
<b>BRANDING:</b>	Example: PNEUMATIC A-A-59565 GOODYEAR® 200 PSI W.P.
<b>COUPLINGS:</b>	Contact fitting manufacturer for proper fitting recommendation and coupling procedure
<b>MATERIAL CODE:</b>	569-536

### MIL A-A-59565 MILITARY AIR HOSE

SIZE CODE	ID		NOM. OD		MAX WP		WEIGHT	
	in.	mm.	in.	mm.	psi	Mpa	lbs./ft.	kg./m.
04	1/4	6.4	0.55	13.9	200	1.38	0.10	0.15
06	3/8	9.5	0.75	19.1	200	1.38	0.17	0.25
07	7/16	11.1	0.83	21.2	150	1.03	0.21	0.31
08	1/2	12.7	0.87	22.2	150	1.03	0.21	0.31
10	5/8	15.9	1.00	25.4	125	0.86	0.25	0.37
12	3/4	19.1	1.14	29.0	125	0.86	0.35	0.52
16	1	25.4	1.52	38.5	125	0.86	0.58	0.86
20	1 1/4	31.8	1.75	44.4	100	0.69	0.63	0.94





## ARCTIC ORTAC® PLUS



### Product Specifications

- APPLICATION:** A low-temperature hose construction for air, water, oil, kerosene, fuel oil and some chemical operations where temperatures fall as low as -65°F (-54°C).
- CONSTRUCTION**  
**TUBE:** Black low-temp, ECO oil-resistant synthetic rubber, RMA Class A (High Oil Resistance)
- COVER:** Black ultra-low temperature, ECO oil resistant synthetic rubber (with a blue stripe), RMA Class A (High Oil Resistance)
- REINFORCEMENT:** One textile braid
- TEMPERATURE:** -65°F to 180°F (-54°C to 82°C)
- PACKAGING:** 500' reels, maximum 3 pieces, 50' minimum length
- BRANDING:** Example: 9.5mm 3/8" Arctic Ortac® Plus 2.1 MPA/300 PSI Goodyear® Made in the U.S.A.
- COUPLINGS:** Contact fitting manufacturer for proper fitting recommendation and coupling procedure.
- NON-STOCK/SIZES:** For special production run minimum requirements, see Appendix D.
- ORDER CODES:** 536-275

### ARCTIC ORTAC® PLUS

ID		NOM. OD		MAX. WP		WEIGHT	
in.	mm.	in.	mm.	psi	Mpa	lb./ft.	kg./m.
1/4	6.4	0.63	16.0	300	2.07	0.16	0.22
3/8	9.5	0.75	19.1	300	2.07	0.20	0.28
1/2	12.7	0.91	23.1	300	2.07	0.27	0.37
3/4	19.1	1.18	30.0	300	2.07	0.40	0.54
1	25.4	1.50	38.1	300	2.07	0.57	0.86

AIR &  
MULTIPURPOSE  
General Purpose  
Heavy Duty  
Push-on

CHEMICAL  
TRANSFER

CLEANING  
EQUIPMENT

FOOD  
Transfer  
Washdown

MARINE

MATERIAL  
HANDLING  
Abrasives  
Bulk Transfer  
Cement & Concrete

MINING

PETROLEUM  
Aircraft Fueling  
Dispensing  
Dock  
Transfer

SPRAY

STEAM

VACUUM

VEYANCE

WATER  
Discharge  
Suction &  
Discharge  
Washdown

WELDING

COUPLING  
SYSTEMS

APPENDIX

# AIR & MULTIPURPOSE

**AIR & MULTIPURPOSE**  
 General Purpose  
 Heavy Duty  
 Push-on

## FLEXSTEEL® SERVICE STATION AIR



### Product Specifications

**APPLICATION:** For tire inflation service from towers, reels, or curb connections.

**CONSTRUCTION**

**TUBE:** Nitrile synthetic rubber, RMA Class B (medium/high oil resistance)

**COVER:** Red or Black nitrile synthetic rubber, abrasion- and oil-resistant, RMA Class B (medium/high oil resistance)

**REINFORCEMENT:** Braided (1) steel wire braid

**TEMPERATURE:** -20°F to 190°F (-29°C to 88°C)

**PACKAGING:** 500' reels, maximum 3 pieces, 25' minimum

**BRANDING:** Example: Goodyear® 1/4" Flexsteel® Service Station Air. Made in USA.

**COUPLINGS:** Contact fitting manufacturer for proper fitting recommendation and coupling procedure.

**NON-STOCK/SIZES:** For special production run minimum requirements, see Appendix D.

**ORDER CODES:** 539-078 (red)      539-097 (black)

CHEMICAL  
TRANSFER

CLEANING  
EQUIPMENT

FOOD  
Transfer  
Washdown

MARINE

MATERIAL  
HANDLING  
Abrasives  
Bulk Transfer  
Cement & Concrete

MINING

PETROLEUM  
Aircraft Fueling  
Dispensing  
Dock  
Transfer

SPRAY

STEAM

VACUUM

VEYANCE

WATER  
Discharge  
Suction &  
Discharge  
Washdown

WELDING

COUPLING  
SYSTEMS

APPENDIX

### FLEXSTEEL® SERVICE STATION AIR

ID		NOM. OD		MAX. WP		WEIGHT	
in.	mm.	in.	mm.	psi	Mpa	lb./ft.	kg./m.
1/4	6.4	0.61	15.5	250	1.72	0.18	0.28
3/8	9.5	0.72	18.3	250	1.72	0.23	0.34



## SERVICE STATION AIR



### Product Specifications

- APPLICATION:** For general air line service stations, automobile repair shops, garages, etc.
- CONSTRUCTION**
  - TUBE:** Versigard® synthetic rubber, RMA Class C (Limited Oil Resistance)
  - COVER:** Versigard synthetic rubber (red)
- REINFORCEMENT:** Spiral synthetic yarn
- TEMPERATURE:** -40°F to 190°F (-40°C to 88°C)
- PACKAGING:** 500' reels, maximum 3 pieces, 50' increments
- BRANDING:** Example: Service Station Air Made in the USA Goodyear®.
- COUPLINGS:** Contact fitting manufacturer for proper fitting recommendation and coupling procedure.
- NON-STOCK/SIZES:** For special production run minimum requirements, see Appendix D.
- ORDER CODES:** 569-018

### SERVICE STATION AIR

ID		NOM. OD		MAX. WP		WEIGHT	
in.	mm.	in.	mm.	psi	Mpa	lb./ft.	kg./m.
1/4	6.35	0.59	14.99	250	1.72	0.16	0.24
3/8	9.53	0.71	18.03	250	1.72	0.21	0.31

**AIR & MULTIPURPOSE**  
 General Purpose  
 Heavy Duty  
 Push-on

CHEMICAL  
TRANSFER

CLEANING  
EQUIPMENT

FOOD  
Transfer  
Washdown

MARINE

MATERIAL  
HANDLING  
Abrasives  
Bulk Transfer  
Cement & Concrete

MINING

PETROLEUM  
Aircraft Fueling  
Dispensing  
Dock  
Transfer

SPRAY

STEAM

VACUUM

VEYANCE

WATER  
Discharge  
Suction &  
Discharge  
Washdown

WELDING

COUPLING  
SYSTEMS

APPENDIX

# AIR & MULTIPURPOSE

**AIR & MULTIPURPOSE**  
 General Purpose  
 Heavy Duty  
 Push-on

CHEMICAL  
 TRANSFER

CLEANING  
 EQUIPMENT

FOOD  
 Transfer  
 Washdown

MARINE

MATERIAL  
 HANDLING  
 Abrasives  
 Bulk Transfer  
 Cement & Concrete

MINING

PETROLEUM  
 Aircraft Fueling  
 Dispensing  
 Dock  
 Transfer

SPRAY

STEAM

VACUUM

VEYANCE

WATER  
 Discharge  
 Suction &  
 Discharge  
 Washdown

WELDING

COUPLING  
 SYSTEMS

APPENDIX

## F5™ AIR HOSE



**NEW**

### Product Specifications

- APPLICATION:** A hybrid Thermoplastic hose that provides durability, flexibility and low drag resistance and is lightweight. F5 is non-marking, oil resistant and performs well under cold temperatures to -40°F. This 300psi hose is designed for a variety of pneumatic applications in industries such as construction and manufacturing.
- CONSTRUCTION**
- TUBE:** Blue Flexible TPE, RMA Class B (medium oil resistance)
- COVER:** Matte Blue Flexible TPE, RMA Class B (medium oil resistance)
- REINFORCEMENT:** Polyester fiber
- TEMPERATURE:** -40°F to 158°F (-40°C to 70°C)
- PACKAGING:** 25', 50', 100' coils or 750' reels
- BRANDING:** Example: F5™ 300psi Made in USA Goodyear®.
- COUPLINGS:** MxM NPT for coupled assemblies
- ORDER CODES:** 540-438 (blue)

### F5™ AIR HOSE

ID		NOM. OD		MAX. WP		WEIGHT	
in.	mm.	in.	mm.	psi	Mpa	lb./ft.	kg./m.
1/4	6.6	.50	11.5	300	2.07	0.06	0.09
5/16	7.9	.59	15.0	300	2.07	0.09	0.15
3/8	9.8	.64	16.2	300	2.07	0.10	0.16
1/2	12.7	.81	20.0	300	2.07	0.16	0.24
3/4	18.9	1.11	28.1	300	2.07	0.26	0.36
1	25.4	1.37	34.8	200	1.38	0.35	0.52

# AIR & MULTIPURPOSE

## NOTES

---



---



---



---



---



---



---



---



---



---



---



---



---



---



---



---



---



---



---



---



---



---

AIR &  
MULTIPURPOSE  
General Purpose  
Heavy Duty  
Push-on

- CHEMICAL  
TRANSFER
- CLEANING  
EQUIPMENT
- FOOD  
*Transfer*  
*Washdown*
- MARINE
- MATERIAL  
HANDLING  
*Abrasives*  
*Bulk Transfer*  
*Cement & Concrete*
- MINING
- PETROLEUM  
*Aircraft Fueling*  
*Dispensing*  
*Dock*  
*Transfer*
- SPRAY
- STEAM
- VACUUM
- VEYANCE
- WATER  
*Discharge*  
*Suction &*  
*Discharge*  
*Washdown*
- WELDING
- COUPLING  
SYSTEMS
- APPENDIX

# AIR & MULTIPURPOSE

AIR &  
MULTIPURPOSE  
General Purpose  
Heavy Duty  
Push-on

CHEMICAL  
TRANSFER

CLEANING  
EQUIPMENT

FOOD  
Transfer  
Washdown

MARINE

MATERIAL  
HANDLING  
Abrasives  
Bulk Transfer  
Cement & Concrete

MINING

PETROLEUM  
Aircraft Fueling  
Dispensing  
Dock  
Transfer

SPRAY

STEAM

VACUUM

VEYANCE

WATER  
Discharge  
Suction &  
Discharge  
Washdown

WELDING

COUPLING  
SYSTEMS

APPENDIX

## PLIOVIC®



### Product Specifications

- APPLICATION:** A lightweight, economical general purpose hose for carrying air, water and many spray solutions. Pliovic® is suitable for a wide range of industrial, construction, agricultural hand sprayers and many multipurpose applications. Nonconductive, minimum electrical resistance greater than one (1) megohm per inch of hose length at 1000 Volts DC. Available in Pliovic® GS construction or a thick cover, Pliovic® Plus construction. Non-marking cover.
- CONSTRUCTION**  
**TUBE:** Black Pliovic®, RMA Class B (Medium Oil Resistance)
- COVER:** Pliovic®, smooth finish, RMA Class B (Medium Oil Resistance)
- REINFORCEMENT:** Spiral synthetic yarn
- TEMPERATURE:** -10°F to 158°F (-23°C to 70°C) for GS and Pliovic® Plus 250
- PACKAGING:**
- |             |   |
|-------------|---|
| 1/4" – 1/2" | 750' reels, maximum 3 pieces, 50' increments                          |
| 5/8"        | 500' reels, maximum 3 pieces, 50' increments (Pliovic® Plus 250 Only) |
| 3/4"        | 450' reels, maximum 3 pieces, 50' increments (Pliovic® Plus 250 Only) |
| 1"          | 400' reels, maximum 3 pieces, 50' increments (Pliovic® Plus 250 Only) |
| 1 1/4" – 2" | 300' reels, maximum 3 pieces, 50' increments (Pliovic® Plus 250 Only) |
- Coupled assemblies available upon request. Contact hose marketing for availability on cut, coiled, and tied hose lengths.
- BRANDING:** Example: Pliovic® GS 3/8" ID (9.5 mm) 250 psi WP. Made in USA. Goodyear®.
- COUPLINGS:** Contact fitting manufacturer for proper fitting recommendation and coupling procedure.
- NON-STOCK/SIZES:** For special production run minimum requirements, see Appendix D.
- ORDER CODES:** See next page.

**GOODYEAR**  
ENGINEERED PRODUCTS



# AIR & MULTIPURPOSE

## PLIOVIC® GS

ORDER CODES: 540-350 (blue) 540-357 (yellow) 540-472 (black)  
540-358 (green) 540-406 (red)

ID		NOM. OD		MAX. WP		WEIGHT	
in.	mm.	in.	mm.	psi	Mpa	lb./ft.	kg./m.
1/4	6.4	0.45	11.4	300	2.07	0.06	0.09
5/16	7.9	0.59	15.0	300	2.07	0.11	0.16
3/8	9.5	0.60	15.2	300	2.07	0.09	0.13
1/2	12.7	0.78	19.8	300	2.07	0.15	0.22

## PLIOVIC® PLUS 250

ORDER CODES: 540-201 (red) 540-227 (blue) 540-232 (green)  
540-233 (black) 540-257 (yellow)

ID		NOM. OD		MAX. WP		WEIGHT	
in.	mm.	in.	mm.	psi	Mpa	lb./ft.	kg./m.
1/4	6.4	0.50	12.7	250	1.72	0.08	0.12
3/8	9.5	0.66	16.8	250	1.72	0.13	0.19
1/2	12.7	0.81	20.6	250	1.72	0.17	0.25
5/8	15.9	0.94	23.9	250	1.72	0.20	0.30
3/4	19.1	1.11	28.2	250	1.72	0.28	0.42
1	25.4	1.38	35.1	200	1.38	0.37	0.55
1¼	31.75	1.72	43.6	125	0.86	0.60	0.89
1½	38.1	1.98	50.2	125	0.86	0.72	1.07
2	50.8	2.51	63.8	100	0.69	1.00	1.48

### AIR & MULTIPURPOSE

General Purpose

Heavy Duty  
Push-on

CHEMICAL  
TRANSFER

CLEANING  
EQUIPMENT

FOOD  
Transfer  
Washdown

MARINE

MATERIAL  
HANDLING  
Abrasives  
Bulk Transfer  
Cement & Concrete

MINING

PETROLEUM  
Aircraft Fueling  
Dispensing  
Dock  
Transfer

SPRAY

STEAM

VACUUM

VEYANCE

WATER  
Discharge  
Suction &  
Discharge  
Washdown

WELDING

COUPLING  
SYSTEMS


APPENDIX



# AIR & MULTIPURPOSE

**AIR &  
MULTIPURPOSE**  
General Purpose  
Heavy Duty  
Push-on

## PLIOVIC® PVC TUBING



**NEW**

### Product Specifications

<b>APPLICATION:</b>	The new full line of domestically manufactured Pliovic® PVC Food and Industrial Tubing offers Class B oil/chemical resistance at a wide temperature range. Pliovic PVC Tubing conforms to USDA, 3-A Sanitary and FDA Standards and can be used for transmission of raw and pasteurized milk and other high content dairy items. Pliovic PVC tubing can also be used in industrial applications such as air lines, chemical tubing for transfer of chemical products, fuel and lubricant tubing for non-automotive applications, laboratory equipment, irrigation tubing for weep irrigation of crops, telecommunications tubing (ducts), water and fluid lines (drain lines, spray tubing, etc.), glass and window wash systems, cable insulation, abrasion-resistant sleeving, analytical instruments, aeration applications and more.
<b>CONSTRUCTION TUBE:</b>	Clear PVC (FDA, 3-A and USDA compliant)
<b>COVER:</b>	Clear PVC
<b>TEMPERATURE:</b>	-10°F to 158°F (-23°C to 70°C)
<b>PACKAGING:</b>	Coiled
<b>BRANDING:</b>	None
<b>NON-STOCK/SIZES:</b>	Contact your Goodyear Engineered Products representative for special production run minimum requirements.
<b>ORDER CODES:</b>	540-442

### PLIOVIC® PVC TUBING

ID		NOM. OD		MAX. WP		WEIGHT	
in.	mm.	in.	mm.	psi	Mpa	lb./ft.	kg./m.
1/16	1.6	0.126	3.2	60	.413	0.005	0.0074
3/32	2.4	0.157	4.0	42	.289	0.006	0.0089
1/8	3.2	0.189	4.8	44	.303	0.008	0.0119
3/16	4.8	0.311	7.9	55	.379	0.025	0.0372
1/4	6.4	0.437	11.1	60	.413	0.052	0.0774
3/8	9.5	0.559	14.2	40	.256	0.070	0.1042
7/16	11.1	0.681	17.3	50	.344	0.110	0.1637
9/16	14.3	0.748	19.0	40	.275	0.098	0.1458
5/8	15.9	0.870	22.1	40	.275	0.148	0.2202
11/16	17.5	1.000	25.4	40	.275	0.213	0.3169
7/8	22.2	1.120	28.4	30	.206	0.197	0.2931
1	25.4	1.378	35.0	45	.310	0.376	0.5595
1¼	31.8	1.630	38.2	31	.213	0.291	0.4340
1½	34.9	1.750	44.5	28	.193	0.495	0.7366
1¾	38.1	1.880	47.7	26	.179	0.535	0.7961
2	44.5	2.000	50.7	16	.110	0.383	0.5699
2	50.8	0.934	63.4	35	.241	0.934	1.3898

CHEMICAL  
TRANSFER

CLEANING  
EQUIPMENT

FOOD  
Transfer  
Washdown

MARINE

MATERIAL  
HANDLING  
Abrasives  
Bulk Transfer  
Cement & Concrete

MINING

PETROLEUM  
Aircraft Fueling  
Dispensing  
Dock  
Transfer

SPRAY

STEAM

VACUUM

VEYANCE

WATER  
Discharge  
Suction &  
Discharge  
Washdown

WELDING

COUPLING  
SYSTEMS

APPENDIX

**GOODYEAR**  
ENGINEERED PRODUCTS

# AIR & MULTIPURPOSE

## BRAIDAIR™



**AIR &  
MULTIPURPOSE**  
General Purpose  
Heavy Duty  
Push-on

### Product Specifications

- APPLICATION:** A quality braided general purpose hose for industrial service, compressor lines, pneumatic tools, water service and low-pressure spray where the need for oil resistance is moderate.
- CONSTRUCTION**
- TUBE:** Black synthetic, RMA Class A (High Oil Resistance)
- COVER:** Red synthetic, RMA Class B (Medium Oil Resistance)
- REINFORCEMENT:** Braided (1) synthetic yarn
- TEMPERATURE:** -20°F to 190°F (-29°C to 88°C)
- PACKAGING:** 1/4" – 1" 400'–750' reels, maximum 3 pieces, 50' minimum  
1 1/4" – 1 1/2" 300' reels, maximum 3 pieces, 50' minimum  
2" 150'–250' carton, maximum 2 pieces, 50' minimum
- BRANDING:** Example: Goodyear® Braidair™ 300 psi WP (20 Bar) 3/8" (9.5mm).
- COUPLINGS:** Contact fitting manufacturer for proper fitting recommendation and coupling procedure.
- NON-STOCK/SIZES:** For special production run minimum requirements, see Appendix D.
- ORDER CODES:** 536-422 (1/4" - 1 1/2") 536-421 (2")

CHEMICAL  
TRANSFER

CLEANING  
EQUIPMENT

FOOD  
Transfer  
Washdown

MARINE

MATERIAL  
HANDLING  
Abrasives  
Bulk Transfer  
Cement & Concrete

MINING

PETROLEUM  
Aircraft Fueling  
Dispensing  
Dock  
Transfer

SPRAY

STEAM

VACUUM

VEYANCE

WATER  
Discharge  
Suction &  
Discharge  
Washdown

WELDING

COUPLING  
SYSTEMS

APPENDIX

### BRAIDAIR™

ID		NOM. OD		MAX. WP		WEIGHT	
in.	mm.	in.	mm.	psi	Mpa	lb./ft.	kg./m.
1/4	6.4	0.55	14.0	300	2.07	0.11	0.16
3/8	9.5	0.72	18.3	300	2.07	0.18	0.26
1/2	12.7	0.85	21.6	300	2.07	0.21	0.31
3/4	19.1	1.13	28.7	300	2.07	0.32	0.48
1	25.4	1.47	37.3	300	2.07	0.50	0.74
1 1/4	31.8	1.80	45.7	300	2.07	0.75	1.12
1 1/2	38.1	2.09	53.1	300	2.07	1.00	1.49
2	50.8	2.50	63.5	200	1.38	1.09	1.62

# AIR & MULTIPURPOSE

AIR &  
MULTIPURPOSE  
General Purpose  
Heavy Duty  
Push-on

## HEAVY DUTY



CHEMICAL  
TRANSFER

CLEANING  
EQUIPMENT

FOOD  
Transfer  
Washdown

MARINE

MATERIAL  
HANDLING  
Abrasives  
Bulk Transfer  
Cement & Concrete

MINING

PETROLEUM  
Aircraft Fueling  
Dispensing  
Dock  
Transfer

SPRAY

STEAM

VACUUM

VEYANCE

WATER  
Discharge  
Suction &  
Discharge  
Washdown

WELDING

COUPLING  
SYSTEMS

APPENDIX

	Page	MSHA	Oil Resistance Tube*	Oil Resistance Cover*	Temp Range	Textile	Wire	Braided	Wrapped Finish
Explorer® Air	30		C	C	-40°F to 220°F	Yes		Yes	Yes
Explorer® Plus Air	31		C	C	-40°F to 220°F	Yes		Yes	Yes
Plicord® Air Green 400	33		C	C	-25°F to 180°F	Yes			Yes
Plicord® Super Rock Drill	32	Yes	A	B	-40°F to 220°F		Yes		Yes
Steel Air	29	Yes	B	B	-40°F to 200°F		Yes	Yes	Yes
Super Ortac®	34	Yes	B	B	-20°F to 200°F		Yes	Yes	

\*Based on RMA oil classification. For more information, see Appendix C.

# AIR & MULTIPURPOSE

## STEEL AIR



### Product Specifications

- APPLICATION:** A heavy-duty, wrapped finish, single wire-braid or spiral ply wire air hose for higher pressure service in severe industrial applications including service in mines, quarries and construction jobs.
- CONSTRUCTION**
  - TUBE:** Black Nitrile synthetic rubber, RMA Class B
  - COVER:** Yellow Chemivac™ synthetic rubber (wrapped impression), RMA Class B, MSHA approved
- REINFORCEMENT:** Braided (1) steel wire (1/2" - 1 1/2") Spiral-plied steel wire (2" - 4")
- TEMPERATURE:** -40°F to 200°F (-40°C to 93°C)
- PACKAGING:** 50' and 100' length, coiled
- BRANDING:** Example: Goodyear® Steel Air 500 psi 3.4 MPA 2" 50.8 mm.
- COUPLINGS:** Contact fitting manufacturer for proper fitting recommendation and coupling procedure.
- NON-STOCK/SIZES:** For special production run minimum requirements, see Appendix D.

### STEEL AIR

ORDER CODES: 539-159 (1/2" - 1 1/2") MSHA IC 11/9

ID		NOM. OD		MAX. WP		WEIGHT	
in.	mm.	in.	mm.	psi	Mpa	lb./ft.	kg./m.
1/2	12.7	0.91	23.1	750	5.17	0.34	0.51
3/4	19.1	1.14	29.0	750	5.17	0.45	0.67
1	25.4	1.45	36.6	750	5.17	0.66	1.00
1 1/4	31.8	1.81	46.0	500	3.45	0.98	1.46
1 1/2	38.1	1.98	50.2	500	3.45	0.97	1.44

### STEEL AIR

ORDER CODES: 549-209 (2" - 4") MSHA IC 11/7

ID		NOM. OD		MAX. WP		WEIGHT	
in.	mm.	in.	mm.	psi	Mpa	lb./ft.	kg./m.
2	50.8	2.66	67.6	500	3.45	1.59	2.36
2 1/2	63.5	3.33	84.6	500	3.45	2.63	3.91
3	76.2	3.81	96.8	500	3.45	3.07	4.57
4	101.6	4.90	124.5	500	3.45	4.36	6.49

Also available with Versigard® synthetic rubber tube and cover where superior heat resistance is more important than oil resistance.

AIR &  
MULTIPURPOSE  
General Purpose  
Heavy Duty  
Push-on

CHEMICAL  
TRANSFER

CLEANING  
EQUIPMENT

FOOD  
Transfer  
Washdown

MARINE

MATERIAL  
HANDLING  
Abrasives  
Bulk Transfer  
Cement & Concrete

MINING

PETROLEUM  
Aircraft Fueling  
Dispensing  
Dock  
Transfer

SPRAY

STEAM

VACUUM

VEYANCE

WATER  
Discharge  
Suction &  
Discharge  
Washdown

WELDING

COUPLING  
SYSTEMS

APPENDIX



# AIR & MULTIPURPOSE

AIR &  
MULTIPURPOSE  
General Purpose  
Heavy Duty  
Push-on

## EXPLORER® AIR



### Product Specifications

- APPLICATION:** A versatile, heavy-duty air hose for mining, construction and industrial applications.
- CONSTRUCTION**  
**TUBE:** Black Versigard® synthetic rubber, RMA Class C (limited oil resistance) (536-509)  
 Black SBR synthetic rubber, RMA Class C (limited oil resistance) (549-943)
- COVER:** Yellow Versigard® synthetic rubber (wrapped impression), RMA Class C (limited oil resistance)
- REINFORCEMENT:** Braided (1) synthetic yarn (1/2" – 2"); Spiral-plied synthetic fabric (2½" – 3")
- TEMPERATURE:** -40°F to 220°F (-40°C to 104°C)
- PACKAGING:** 50' length, coiled
- BRANDING:** Example: 1" 24.4mm Explorer® Air 300 psi 2.1 MPa W.P.
- COUPLINGS:** Contact fitting manufacturer for proper fitting recommendation and coupling procedure.
- NON-STOCK/SIZES:** For special production run minimum requirements, see Appendix D.
- ORDER CODES:** 536 -509 (1/2" – 1") 549-943 (1¼" – 3")

### EXPLORER® AIR

ID		NOM. OD		MAX. WP		WEIGHT	
in.	mm.	in.	mm.	psi	Mpa	lb./ft.	kg./m.
1/2	12.7	0.89	22.6	300	2.07	0.24	0.36
3/4	19.1	1.19	30.2	300	2.07	0.37	0.55
1	25.4	1.49	37.9	300	2.07	0.53	0.79
1¼	31.8	1.66	42.2	300	2.07	0.58	0.86
1½	38.1	2.01	51.1	300	2.07	0.83	1.24
2	50.8	2.57	65.3	300	2.07	1.20	1.79
2½	63.7	3.13	79.4	300	2.07	1.56	2.32
3	76.1	3.56	90.6	300	2.07	1.67	2.48

CHEMICAL  
TRANSFER

CLEANING  
EQUIPMENT

FOOD  
Transfer  
Washdown

MARINE

MATERIAL  
HANDLING  
Abrasives  
Bulk Transfer  
Cement & Concrete

MINING

PETROLEUM  
Aircraft Fueling  
Dispensing  
Dock  
Transfer

SPRAY

STEAM

VACUUM

VEYANCE

WATER  
Discharge  
Suction &  
Discharge  
Washdown

WELDING

COUPLING  
SYSTEMS

APPENDIX

**GOOD YEAR**  
ENGINEERED PRODUCTS



## EXPLORER® PLUS AIR



### Product Specifications

- APPLICATION:** A versatile, heavy-duty air hose for mining, construction, and industrial applications where medium pressures are encountered.
- CONSTRUCTION**
  - TUBE:** Black Versigard® synthetic rubber (536-508), RMA Class C  
Black Versigard synthetic rubber (549-317)
  - COVER:** Yellow Versigard® (wrapped impression)
- REINFORCEMENT:** Braided (1) synthetic yarn (1/2" – 1¼"); Spiral-plyed synthetic fabric (1½" – 4")
- TEMPERATURE:** -40°F to 220°F (-40°C to 104°C)
- PACKAGING:** 50' length, coiled
- BRANDING:** Example: 1" 25.4mm Explorer® Plus Air 400psi 2.8 MPa W.P. Goodyear®
- COUPLINGS:** Contact fitting manufacturer for proper fitting recommendation and coupling procedure.
- NON-STOCK/SIZES:** For special production run minimum requirements, see Appendix D.
- ORDER CODES:** 536-508 (1/2" – 1") 549-317 (1¼" – 4")

### EXPLORER® PLUS AIR

ID		NOM. OD		MAX. WP		WEIGHT	
in.	mm.	in.	mm.	psi	Mpa	lb./ft.	kg./m.
1/2	12.7	0.94	23.9	400	2.76	0.24	0.36
3/4	19.1	1.19	30.2	400	2.76	0.38	0.57
1	25.4	1.49	37.9	400	2.76	0.54	0.80
1¼	31.8	1.66	42.2	400	2.76	0.56	0.83
1½	38.1	2.01	51.1	400	2.76	0.83	1.24
2	50.8	2.54	64.4	400	2.76	1.08	1.61
2½	63.5	3.17	80.6	400	2.76	1.70	2.53
3	76.2	3.66	93.0	400	2.76	2.00	2.98
4	101.6	4.78	121.5	400	2.76	2.92	4.35

AIR &  
MULTIPURPOSE  
General Purpose  
Heavy Duty  
Push-on

CHEMICAL  
TRANSFER

CLEANING  
EQUIPMENT

FOOD  
Transfer  
Washdown

MARINE

MATERIAL  
HANDLING  
Abrasives  
Bulk Transfer  
Cement & Concrete

MINING

PETROLEUM  
Aircraft Fueling  
Dispensing  
Dock  
Transfer

SPRAY

STEAM

VACUUM

VEYANCE

WATER  
Discharge  
Suction &  
Discharge  
Washdown

WELDING

COUPLING  
SYSTEMS

APPENDIX

# AIR & MULTIPURPOSE

AIR &  
MULTIPURPOSE  
General Purpose  
Heavy Duty  
Push-on

## PLICORD® SUPER ROCK DRILL



### Product Specifications

- APPLICATION:** An extra heavy-duty, high-pressure hose for pneumatic service in mining, construction and industrial service where working conditions are especially severe.
- CONSTRUCTION**  
**TUBE:** Black, heat-resistant Nitrile (ORS) synthetic rubber, RMA Class A (High Oil Resistance)
- COVER:** Blue Chemivic™ synthetic with spiral yellow transfer stripe (wrapped impression) MSHA approved, RMA Class B (medium oil resistance)
- REINFORCEMENT:** Spiral-plied steel wire
- TEMPERATURE:** -40°F to 220°F (-40°C to 104°C)
- PACKAGING:** 100' length, coiled, polywrapped
- BRANDING (SPIRAL):** Example: Goodyear® Plicord® Super Rock Drill ORS 500 psi WP.
- COUPLINGS:** Contact fitting manufacturer for proper fitting recommendation and coupling procedure.
- NON-STOCK/SIZES:** For special production run minimum requirements, see Appendix D.
- ORDER CODES:** 549-285

### PLICORD® SUPER ROCK DRILL

ID		NOM. OD		MAX. WP		WEIGHT	
in.	mm.	in.	mm.	psi	Mpa	lb./ft.	kg./m.
2½	63.5	3.45	87.7	500	3.45	2.96	4.40
3	76.2	3.94	100.1	500	3.45	3.44	5.12
4	101.6	4.96	126.0	400	2.76	4.55	6.77

CHEMICAL  
TRANSFER

CLEANING  
EQUIPMENT

FOOD  
Transfer  
Washdown

MARINE

MATERIAL  
HANDLING  
Abrasives  
Bulk Transfer  
Cement & Concrete

MINING

PETROLEUM  
Aircraft Fueling  
Dispensing  
Dock  
Transfer

SPRAY

STEAM

VACUUM

VEYANCE

WATER  
Discharge  
Suction &  
Discharge  
Washdown

WELDING

COUPLING  
SYSTEMS

APPENDIX

**GOODYEAR**  
ENGINEERED PRODUCTS

# AIR & MULTIPURPOSE

## PLICORD® AIR GREEN 400



### Product Specifications

- APPLICATION:** A versatile, heavy-duty air hose for use in rough industrial applications or for severe service in mines, quarries and construction jobs.
- CONSTRUCTION**
- TUBE:** Black Plioflex® synthetic rubber, RMA Class C (Limited Oil Resistance) (nonconductive)
- COVER:** Green Plioflex® synthetic rubber (wrapped impression), RMA Class C (Limited Oil Resistance)
- REINFORCEMENT:** Spiral-plied synthetic fabric
- TEMPERATURE:** -25°F to 180°F (-32°C to 82°C)
- PACKAGING:** 100' length, coiled, polywrapped
- BRANDING (SPIRAL):** Example: Goodyear® Plicord® Air Green 400 psi WP.
- COUPLINGS:** Contact fitting manufacturer for proper fitting recommendation and coupling procedure.
- NON-STOCK/SIZES:** For special production run minimum requirements, see Appendix D.
- ORDER CODES:** 549-006

### PLICORD® AIR GREEN 400

ID		NOM. OD		MAX. WP		WEIGHT	
in.	mm.	in.	mm.	psi	Mpa	lb./ft.	kg./m.
1/2	12.7	0.880	22.4	400	2.76	0.23	0.34
5/8	15.9	1.050	26.7	400	2.76	0.32	0.48
3/4	19.1	1.230	31.2	400	2.76	0.45	0.67
1	25.4	1.500	38.1	400	2.76	0.58	0.86
1¼	31.8	1.790	45.5	400	2.76	0.74	1.10
1⅝	33.3	1.890	48.0	400	2.76	0.83	1.24
1½	38.1	2.040	51.8	400	2.76	0.86	1.28
2	50.8	2.546	64.7	400	2.76	1.11	1.65
2½	63.5	3.156	80.2	400	2.76	1.64	2.44
3	76.2	3.700	94.0	400	2.76	2.14	3.18

AIR &  
MULTIPURPOSE  
General Purpose  
Heavy Duty  
Push-on

CHEMICAL  
TRANSFER

CLEANING  
EQUIPMENT

FOOD  
Transfer  
Washdown

MARINE

MATERIAL  
HANDLING  
Abrasives  
Bulk Transfer  
Cement & Concrete

MINING

PETROLEUM  
Aircraft Fueling  
Dispensing  
Dock  
Transfer

SPRAY

STEAM

VACUUM

VEYANCE

WATER  
Discharge  
Suction &  
Discharge  
Washdown

WELDING

COUPLING  
SYSTEMS

APPENDIX

# AIR & MULTIPURPOSE

**AIR &  
MULTIPURPOSE**  
General Purpose  
Heavy Duty  
Push-on

## SUPER ORTAC®



### Product Specifications

- APPLICATION:** For heavy-duty service in handling air, water, oil, petroleum-based solvents and agricultural spray solutions.
- CONSTRUCTION**  
**TUBE:** Nitrile synthetic rubber, RMA Class B (Medium Oil Resistance)
- COVER:** Yellow Chemivic™ synthetic rubber, RMA Class B (Medium Oil Resistance), smooth finish, pinpricked, MSHA approved
- REINFORCEMENT:** Braided (1) steel wire
- TEMPERATURE:** -20°F to 200°F (-29°C to 93°C)
- PACKAGING:** 1/2"– 1" 500' reels, maximum 3 pieces, 50' increments  
1¼"– 1½" 300' reels, maximum 3 pieces, 50' increments  
2" 100'–200' per carton, maximum 3 pieces, 50' increments  
Also stocked in cut and coiled 50' lengths, 2 pieces per carton, all sizes.
- BRANDING:** Example: Goodyear® 1" Super Ortac® 1000 psi. Fire Resistant USMSHA IC-11/9. Made in USA.
- COUPLINGS:** Contact fitting manufacturer for proper fitting recommendation and coupling procedure.
- NON-STOCK/SIZES:** For special production run minimum requirements, see Appendix D.
- ORDER CODES:** 539-152

### SUPER ORTAC®

ID		NOM. OD		MAX. WP		WEIGHT	
in.	mm.	in.	mm.	psi	Mpa	lb./ft.	kg./m.
1/2	12.7	0.91	23.1	1000	6.9	0.34	0.51
3/4	19.1	1.14	29.0	1000	6.9	0.44	0.65
1	25.4	1.45	36.8	1000	6.9	0.63	0.94
1¼	31.8	1.75	44.5	1000	6.9	0.86	1.28
1½	38.1	1.98	50.8	1000	6.9	1.08	1.61
2	50.8	2.55	64.3	1000	6.9	1.57	2.34

CHEMICAL  
TRANSFER

CLEANING  
EQUIPMENT

FOOD  
Transfer  
Washdown

MARINE

MATERIAL  
HANDLING  
Abrasives  
Bulk Transfer  
Cement & Concrete

MINING

PETROLEUM  
Aircraft Fueling  
Dispensing  
Dock  
Transfer

SPRAY

STEAM

VACUUM

VEYANCE

WATER  
Discharge  
Suction &  
Discharge  
Washdown

WELDING

COUPLING  
SYSTEMS

APPENDIX

**GOODYEAR**  
ENGINEERED PRODUCTS

# AIR & MULTIPURPOSE

## PUSH-ON



AIR &  
MULTIPURPOSE  
General Purpose  
Heavy Duty  
Push-on

CHEMICAL  
TRANSFER

CLEANING  
EQUIPMENT

FOOD  
Transfer  
Washdown

MARINE

MATERIAL  
HANDLING  
Abrasives  
Bulk Transfer  
Cement & Concrete

MINING

PETROLEUM  
Aircraft Fueling  
Dispensing  
Dock  
Transfer

SPRAY

STEAM

VACUUM

VEYANCE

WATER  
Discharge  
Suction &  
Discharge  
Washdown

WELDING

COUPLING  
SYSTEMS

APPENDIX

	Page	Superior Abrasion Cover	MSHA	Non- conductive	Oil Resistance Tube*	Oil Resistance Cover*	Braided	Robotic Service	General Industrial
Autogrip®	36	Yes	Yes	Yes	B	A	Yes	Yes	Yes
Insta-Grip™ 250	38			Yes	A	B			Yes
Insta-Grip™ 300	37		Yes	Yes	A	B	Yes		Yes
Insta-Grip™ TC	39				A	B	Yes		Yes
Ultra-Grip™	40	Yes	Yes	Yes	A	A	Yes	Yes	Yes

\*Based on RMA oil classification. For more information, see Appendix C.

# AIR & MULTIPURPOSE

AIR &  
MULTIPURPOSE  
General Purpose  
Heavy Duty  
Push-on

## AUTOGRIP®



### Product Specifications

- APPLICATION:** A premium-quality push-on hose specifically designed for the rigors of robotic and automated applications where flexibility, high abuse resistance and strength are desired. It is ideally suited for use in the demanding applications of the automotive assembly, pharmaceutical, material handling and welding industries. Nonconductive, minimum electrical resistance greater than one (1) megohm per inch of hose length at 1000 Volts DC.
- CONSTRUCTION**
- TUBE:** Silicone not used in the manufacturing of this hose. Neoprene, seamless, heat- and oil-resistant, RMA Class B (Medium Oil Resistance)
- COVER:** Weather-, abrasion- and oil-resistant Carbryn™ synthetic rubber, RMA Class A (High Oil Resistance), MSHA approved
- REINFORCEMENT:** Braided (1) high-strength yarn laid at the most effective angle for maximum coupling holding ability
- TEMPERATURE:** -40°F to 200°F (-40°C to 93°C)
- PACKAGING:** 1/4" – 1" 500' reels, 4 piece maximum, 10' minimum
- BRANDING:** Example: Autogrip® 9.5 mm (3/8") 21 Bar (300 psi) WP Flame Resistant USMHA 2G-14C/28. Made in USA Goodyear®.
- COUPLINGS:** Contact fitting manufacturer for proper fitting recommendation and coupling procedure. USE ONLY WATER-BASED INSTALLATION LUBRICANTS.
- NON-STOCK/SIZES:** For special production run minimum requirements, see Appendix D.
- ORDER CODES:**
- |                 |                  |                 |
|-----------------|------------------|-----------------|
| 535-571 (black) | 535-572 (blue)   | 535-573 (gray)  |
| 535-574 (green) | 535-575 (red)    | 535-576 (white) |
| 535-577 (brown) | 535-578 (yellow) |                 |

CHEMICAL  
TRANSFER

CLEANING  
EQUIPMENT

FOOD  
Transfer  
Washdown

MARINE

MATERIAL  
HANDLING  
Abrasives  
Bulk Transfer  
Cement & Concrete

MINING

PETROLEUM  
Aircraft Fueling  
Dispensing  
Dock  
Transfer

SPRAY

STEAM

VACUUM

VEYANCE

WATER  
Discharge  
Suction &  
Discharge  
Washdown

WELDING

COUPLING  
SYSTEMS

APPENDIX

### AUTOGRIP®

ID		NOM. OD		MAX. WP		WEIGHT	
in.	mm.	in.	mm.	psi	Mpa	lb./ft.	kg./m.
1/4	6.4	0.50	12.7	300	2.07	0.09	0.13
3/8	9.5	0.66	16.8	300	2.07	0.12	0.18
1/2	12.7	0.76	19.3	300	2.07	0.14	0.21
5/8	15.9	0.92	23.4	300	2.07	0.17	0.25
3/4	19.1	1.06	26.9	300	2.07	0.22	0.33
1	25.4	1.34	34.0	300	2.07	0.31	0.46

**GOODYEAR**  
ENGINEERED PRODUCTS



# AIR & MULTIPURPOSE

## INSTA-GRIP™ 300



### Product Specifications



- APPLICATION:** For use with push-on fittings at working pressures of 300 psi. For low-pressure hydraulic and pneumatic systems such as shop air systems, general industrial, maintenance and automotive assembly applications. Nonconductive, minimum electrical resistance, greater than one (1) megohm per inch of hose length at 1000 Volts DC. MSHA approved covers.
- CONSTRUCTION**
  - TUBE:** Silicone not used in the manufacturing of this hose. Chemivic™ oil- and heat-resistant synthetic rubber, RMA Class A (High Oil Resistance)
  - COVER:** Black, Green, Blue, Red, Yellow and Gray (others: contact customer service); MSHA approved, weather-, abrasion-, and oil-resistant synthetic rubber. RMA Class B. (Medium Oil Resistance)
- REINFORCEMENT:** Braided (1) high-strength synthetic yarn laid at the most effective angle for maximum strength and coupling holding ability
- TEMPERATURE:** -40°F to 190°F (-40°C to 88°C)
- PACKAGING:** 500' reels, maximum 4 pieces, 10' minimum
- BRANDING:** Example: Insta-Grip™ 1/4" 300 psi WP Flame Resistant USMSHA 2G-IC-14C/33  
Made in USA Goodyear®.
- COUPLINGS:** Contact fitting manufacturer for proper fitting recommendation and coupling procedure.
- NON-STOCK/SIZES:** For special production run minimum requirements, see Appendix D.
- ORDER CODES:**

535-278 (black)	535-279 (green)	535-294 (gray)
535-280 (red)	535-281 (blue)	535-277 (yellow)

### Insta-Grip™ 300

ID		NOM. OD		MAX. WP		BEND RADIUS		WEIGHT	
in.	mm.	in.	mm.	psi	Mpa	in.	mm.	lb./ft.	kg./m.
1/4	6.4	0.54	13.7	300	2.07	3	64	0.09	0.13
3/16	4.8	0.38	9.7	300	2.07	3	64	0.05	0.07
5/16	7.9	0.62	15.7	300	2.07	3	76	0.12	0.18
3/8	9.5	0.69	17.5	300	2.07	3	76	0.14	0.21
1/2	12.7	0.81	20.6	300	2.07	5	127	0.17	0.25
5/8	15.9	0.93	23.6	300	2.07	6	152	0.20	0.30
3/4	19.1	1.07	27.2	300	2.07	7	178	0.26	0.39

**AIR & MULTIPURPOSE**  
General Purpose  
Heavy Duty  
Push-on

CHEMICAL  
TRANSFER

CLEANING  
EQUIPMENT

FOOD  
Transfer  
Washdown

MARINE

MATERIAL  
HANDLING  
Abrasives  
Bulk Transfer  
Cement & Concrete

MINING

PETROLEUM  
Aircraft Fueling  
Dispensing  
Dock  
Transfer

SPRAY

STEAM

VACUUM

VEYANCE

WATER  
Discharge  
Suction &  
Discharge  
Washdown

WELDING

COUPLING  
SYSTEMS

APPENDIX



# AIR & MULTIPURPOSE

**AIR &  
MULTIPURPOSE**  
General Purpose  
Heavy Duty  
Push-on

## INSTA-GRIP™ 250



### Product Specifications

- APPLICATION:** For use with push-on fittings at working pressures of 250 psi for industrial service. Nonconductive, minimum electrical resistance greater than one (1) megohm per inch of hose length at 1000 Volts DC.
- CONSTRUCTION**  
**TUBE:** Chemivic™ oil- and heat-resistant synthetic rubber, RMA Class A (High Oil Resistance)
- COVER:** Red, Black, or Green Chemivic™, RMA Class B (Medium Oil Resistance)
- REINFORCEMENT:** Spiral Flexten® yarn
- TEMPERATURE:** -20°F to 190°F (-29°C to 88°C)
- PACKAGING:** 500' reels, maximum 3 pieces, 50' increments
- BRANDING:** Example: Insta-Grip™ Nonconductive 3/8" (9.5mm) 250 psi WP. Made in USA Goodyear®.
- COUPLINGS:** Contact fitting manufacturer for proper fitting recommendation and coupling procedure.
- NON-STOCK/SIZES:** For special production run minimum requirements, see Appendix D.
- ORDER CODES:** 569-013 (red)      569-014 (black)      569-015 (green)  
569-016 (grey)

### Insta-Grip™ 250

ID		NOM. OD		MAX. WP		WEIGHT	
in.	mm.	in.	mm.	psi	Mpa	lb./ft.	kg./m.
1/4	6.4	0.51	12.7	250	1.72	0.08	0.12
3/8	9.5	0.65	16.5	250	1.72	0.12	0.18
1/2	12.7	0.80	20.3	250	1.72	0.17	0.25
5/8	15.9	0.94	23.9	250	1.72	0.23	0.34
3/4	19.1	1.08	27.4	250	1.72	0.28	0.42

CHEMICAL  
TRANSFER

CLEANING  
EQUIPMENT

FOOD  
Transfer  
Washdown

MARINE

MATERIAL  
HANDLING  
Abrasives  
Bulk Transfer  
Cement & Concrete

MINING

PETROLEUM  
Aircraft Fueling  
Dispensing  
Dock  
Transfer

SPRAY

STEAM

VACUUM

VEYANCE

WATER  
Discharge  
Suction &  
Discharge  
Washdown

WELDING

COUPLING  
SYSTEMS

APPENDIX



## INSTA-GRIP™ TC



**AIR & MULTIPURPOSE**  
General Purpose  
Heavy Duty  
Push-on

### Product Specifications

- APPLICATION:** For low-pressure hydraulic and pneumatic systems such as shop air systems, general industrial, maintenance and automotive assembly applications.
- CONSTRUCTION**
  - TUBE:** Chemivic™ oil- and heat-resistant synthetic rubber, RMA Class A (High Oil Resistance)
  - COVER:** Black, dyed textile braid, mildew- and oil-resistant
- REINFORCEMENT:** Braided (1) high-strength synthetic yarn laid at an angle for strength and coupling holding ability
- TEMPERATURE:** -40°F to 190°F (-40°C to 88°C)
- PACKAGING:** 500' reels, maximum 4 pieces, 10' minimum length
- BRANDING:** Example: Insta-Grip™ TC 3/8" 300 psi WP. Made in USA Goodyear®.
- COUPLINGS:** Contact fitting manufacturer for proper fitting recommendation and coupling procedure.
- NON-STOCK/SIZES:** For special production run minimum requirements, see Appendix D.
- ORDER CODES:** 535-230

### Insta-Grip™ TC

ID		NOM. OD		MAX. WP		BEND RADIUS		WEIGHT	
in.	mm.	in.	mm.	psi	Mpa	in.	mm.	lb./ft.	kg./m.
1/4	6.4	0.50	12.7	300	2.07	3	64	0.08	0.12
5/16	7.9	0.56	14.2	300	2.07	3	76	0.09	0.13
3/8	9.5	0.64	16.3	300	2.07	3	76	0.11	0.16
1/2	12.7	0.75	19.1	300	2.07	5	127	0.13	0.19
5/8	15.9	0.91	23.1	300	2.07	6	152	0.19	0.28
3/4	19.1	1.03	26.2	300	2.07	7	178	0.21	0.31

CHEMICAL  
TRANSFER

CLEANING  
EQUIPMENT

FOOD  
Transfer  
Washdown

MARINE

MATERIAL  
HANDLING  
Abrasives  
Bulk Transfer  
Cement & Concrete

MINING

PETROLEUM  
Aircraft Fueling  
Dispensing  
Dock  
Transfer

SPRAY

STEAM

VACUUM

VEYANCE

WATER  
Discharge  
Suction &  
Discharge  
Washdown

WELDING

COUPLING  
SYSTEMS

APPENDIX

# AIR & MULTIPURPOSE

**AIR & MULTIPURPOSE**  
General Purpose  
Heavy Duty  
Push-on

CHEMICAL  
TRANSFER

CLEANING  
EQUIPMENT

FOOD  
Transfer  
Washdown

MARINE

MATERIAL  
HANDLING  
Abrasives  
Bulk Transfer  
Cement & Concrete

MINING

PETROLEUM  
Aircraft Fueling  
Dispensing  
Dock  
Transfer

SPRAY

STEAM

VACUUM

VEYANCE

WATER  
Discharge  
Suction &  
Discharge  
Washdown

WELDING

COUPLING  
SYSTEMS

APPENDIX

## ULTRA-GRIP™



### Product Specifications

- APPLICATION:** For use with push-on fittings at maximum working pressures of 400 psi\*. For low-pressure hydraulic pneumatic systems such as robotics, shop air systems, general industrial, maintenance and automotive assembly applications. Nonconductive, minimum electrical resistance greater than one (1) megohm per inch of hose length at 1000 Volts DC. MSHA approved covers.
- CONSTRUCTION**  
**TUBE:** Chemivic™ oil and heat-resistant synthetic rubber, RMA Class A (High Oil Resistance)
- COVER:** MSHA approved Black (USMSHA 2G-1C-14C/27). Blue, Gray, Green, Red, White, Brown, and Yellow (USMSHA 2G-1C-14C/28) (others: contact customer service), weather-, abrasion-, and oil-resistant Carbryn™ rubber, RMA Class A (High Oil Resistance)
- REINFORCEMENT:** Braided (1) high-strength synthetic yarn laid at an angle for strength and coupling holding ability
- TEMPERATURE:** -40°F to 200°F (-40°C to 93°C)
- PACKAGING:** 500' reels, maximum 4 pieces, 10' minimum length
- BRANDING:** Example: Ultra-Grip™ Non-Conductive 3/8" 400 psi WP; Flame Resistant; USMSHA 2G-1C-14C/27 Made in USA. Goodyear®.
- COUPLINGS:** Contact fitting manufacturer for proper fitting recommendation and coupling procedure.
- NON-STOCK/SIZES:** For special production run minimum requirements, see Appendix D.
- ORDER CODES:**
- |                 |                  |                 |
|-----------------|------------------|-----------------|
| 535-283 (black) | 535-284 (blue)   | 535-285 (gray)  |
| 535-286 (green) | 535-289 (red)    | 535-290 (white) |
| 535-292 (brown) | 535-551 (yellow) |                 |

### ULTRA-GRIP™

ID		NOM. OD		MAX. WP		BEND RADIUS		WEIGHT	
in.	mm.	in.	mm.	psi	Mpa	in.	mm.	lb./ft.	kg./m.
3/16	4.8	0.36	9.1	400	2.76	3	64	0.04	0.06
1/4	6.4	0.51	13.0	400	2.76	3	64	0.08	0.12
3/8	9.5	0.67	17.0	400	2.76	3	76	0.13	0.19
1/2	12.7	0.76	19.3	400	2.76	5	127	0.14	0.21
5/8	15.9	0.93	23.6	400	2.76	6	152	0.19	0.28
3/4	19.1	1.06	26.9	400	2.76	7	178	0.26	0.37
1	25.4	1.34	34.0	300	2.07	8	203	0.34	0.51

\* 1-inch rated at 300 psi.



# CHEMICAL TRANSFER

## CHEMICAL TRANSFER



	Page	Temp Range*	Superior Flexibility	Superior Abrasion Cover	Cover Color
Blue Flexwing®	45	-25°F to 150°F			Blue
Brown Flexwing®	47	-30°F to 275°F	Yes		Brown
Chem One™	42	-40°F to 250°F	Yes	Yes	Black
Fabchem™	44	-40°F to 150°F	Yes		Green
Green XLPE	46	-25°F to 150°F			Green
HI-PER®	48	-40°F to 300°F			Blue
Orange Flexwing®	49	-25°F to 250°F			Orange
Purple Flexwing®	50	-40°F to 221°F	Yes		Purple
Viper™	43	-40°F to 250°F	Yes	Yes	Black

\*Temperature is contingent on the specific chemical conveyed.

AIR &  
MULTIPURPOSE  
*General Purpose*  
*Heavy Duty*  
*Push-on*

**CHEMICAL  
TRANSFER**

CLEANING  
EQUIPMENT

FOOD  
*Transfer*  
*Washdown*

MARINE

MATERIAL  
HANDLING  
*Abrasives*  
*Bulk Transfer*  
*Cement & Concrete*

MINING

PETROLEUM  
*Aircraft Fueling*  
*Dispensing*  
*Dock*  
*Transfer*

SPRAY

STEAM

VACUUM

VEYANCE

WATER  
*Discharge*  
*Suction &*  
*Discharge*  
*Washdown*

WELDING

COUPLING  
SYSTEMS

APPENDIX

# CHEMICAL TRANSFER

AIR &  
MULTIPURPOSE  
*General Purpose  
Heavy Duty  
Push-on*

## CHEMICAL TRANSFER

CLEANING  
EQUIPMENT

FOOD  
*Transfer  
Washdown*

MARINE

MATERIAL  
HANDLING  
*Abrasives  
Bulk Transfer  
Cement & Concrete*

MINING

PETROLEUM  
*Aircraft Fueling  
Dispensing  
Dock  
Transfer*

SPRAY

STEAM

VACUUM

VEYANCE

WATER  
*Discharge  
Suction &  
Discharge  
Washdown*

WELDING

COUPLING  
SYSTEMS

APPENDIX

## CHEM ONE™



### Product Specifications

**APPLICATION:** For the transfer of a variety of current industrial chemicals used today. (Refer to Goodyear Engineered Products Chemical Resistance Guide for compatibility.) For use in pressure, gravity flow and/or suction service.

**CONSTRUCTION**  
**TUBE:** Alphasyn® Modified Cross-Linked Polyethylene (Mod XLPE).

**COVER:** Black corrugated abrasion-resistant Omegasyn™ EPDM with Red Spiral Stripe

**REINFORCEMENT:** Spiral plied synthetic fabric with double wire helix

**TEMPERATURE:** -40°F to 250°F (-40°C to 121°C)

**PACKAGING:** Coiled and polywrapped. Contact customer service for cut length.

**BRANDING:** Example: CHEM ONE™ chemical transfer hose Alphasyn® 200 PSI WP Goodyear®

**COUPLINGS:** Use Goodyear Engineered Products Insta-Lock Cam & Groove Fittings with this product. See the Couplings Systems information pages at the back of the catalog.

**ORDER CODES:** 546-661

### CHEM ONE™

ID		NOM. OD		MAX. WP		BEND RADIUS		VACUUM HG		WEIGHT	
in.	mm.	in.	mm.	psi	Mpa	in.	mm.	in.	mm.	lb./ft.	kg./m.
3/4	19.0	1.2	30.5	200	1.38	2	50.8	29	737	0.39	0.58
1	25.3	1.4	36.8	200	1.38	3	76.2	29	737	0.49	0.73
1¼	32.0	1.6	42.2	200	1.38	3	76.2	29	737	0.53	0.78
1½	38.0	1.9	48.3	200	1.38	4	101.6	29	737	0.63	0.93
2	51.0	2.4	61.8	200	1.38	5	127.0	29	737	0.86	1.28
2½	63.0	2.9	75.6	200	1.38	6	152.4	29	737	1.24	1.84
3	76.0	3.4	88.1	200	1.38	8	203.2	29	737	1.46	2.17
4	102.0	4.5	115.0	200	1.38	11	279.4	29	737	2.06	3.06



**GOODYEAR**  
ENGINEERED PRODUCTS



# CHEMICAL TRANSFER

VIPER™



## Product Specifications

- APPLICATION:** For the transfer of a variety of industrial chemicals used today. (Refer to Goodyear Engineered Products Chemical Resistance Guide for compatibility.) For use in pressure, gravity flow and/or suction service. Hose may be cleaned using open-end steam up to 50 psi or in a bath containing 10% Sodium Hydroxide (NaOH), up to 212°F (100°C).
- CONSTRUCTION**  
**TUBE:** Beige Alphasyn® Modified Cross-Linked Polyethylene (Modified XLPE)
- COVER:** Black Omegasyn™ abrasion-resistant EPDM with white spiral stripe
- REINFORCEMENT:** Spiral-ply synthetic fabric with double wire helix
- TEMPERATURE:** -40°F to 250°F (-40°C to 121°C)
- PACKAGING:** 100' length coiled, polywrapped
- BRANDING (SPIRAL):** Example: Goodyear® Viper™ Chemical Transfer Alphasyn® 200 psi WP.
- COUPLINGS:** Fittings should be permanently attached for fluid temperatures above 125°F (52°C) and up to 250°F (121°C). Use Goodyear Engineered Products Insta-Lock Cam & Groove Fittings with this product. See the Couplings Systems information pages at the back of the catalog.
- NON-STOCK/SIZES:** For special production run minimum requirements, see Appendix D.
- ORDER CODES:** 546-345

VIPER™

ID		NOM. OD		MAX. WP		BEND RADIUS		VACUUM HG		WEIGHT	
in.	mm.	in.	mm.	psi	Mpa	in.	mm.	in.	mm.	lb./ft.	kg./m.
3/4	19.1	1.25	31.7	200	1.38	4	100	29	737	0.45	0.67
1	25.4	1.45	36.9	200	1.38	4	100	29	737	0.53	0.79
1¼	32.0	1.71	43.6	200	1.38	5	125	29	737	0.64	0.95
1½	38.1	1.95	49.6	200	1.38	5	125	29	737	0.74	1.10
2	50.8	2.54	64.5	200	1.38	7	175	29	737	1.16	1.73
2½	63.5	3.05	77.5	200	1.38	8	200	29	737	1.41	2.10
3	76.2	3.59	91.2	200	1.38	10	250	29	737	1.82	2.71
4	101.6	4.64	117.8	200	1.38	14	350	29	737	2.42	3.61

Note: Refer to the Goodyear Engineered Products Chemical Resistance Charts pages in Appendix B for specific chemical and temperature compatibility.

Viper chemical hose will handle fluid up to 250°F, however, this rating is contingent on the specific chemical conveyed. Contact Customer Service at 1-800-235-4632 for any chemical above the temperature stated in the Goodyear Engineered Products Chemical Resistance Guide. Refer to the Goodyear Engineered Products Chemical Resistance Chart for Specific Chemical and Temperature Compatibility.



AIR &  
MULTIPURPOSE  
General Purpose  
Heavy Duty  
Push-on

CHEMICAL  
TRANSFER

CLEANING  
EQUIPMENT

FOOD  
Transfer  
Washdown

MARINE

MATERIAL  
HANDLING  
Abrasives  
Bulk Transfer  
Cement & Concrete

MINING

PETROLEUM  
Aircraft Fueling  
Dispensing  
Dock  
Transfer

SPRAY

STEAM

VACUUM

VEYANCE

WATER  
Discharge  
Suction &  
Discharge  
Washdown

WELDING

COUPLING  
SYSTEMS

APPENDIX

# CHEMICAL TRANSFER

AIR &  
MULTIPURPOSE  
General Purpose  
Heavy Duty  
Push-on

CHEMICAL  
TRANSFER

CLEANING  
EQUIPMENT

FOOD  
Transfer  
Washdown

MARINE

MATERIAL  
HANDLING  
Abrasives  
Bulk Transfer  
Cement & Concrete

MINING

PETROLEUM  
Aircraft Fueling  
Dispensing  
Dock  
Transfer

SPRAY

STEAM

VACUUM

VEYANCE

WATER  
Discharge  
Suction &  
Discharge  
Washdown

WELDING

COUPLING  
SYSTEMS

APPENDIX

## FABCHEM™ PLIOSYN™ (UHMWPE) TUBE



### Product Specifications

- APPLICATION:** A significant improvement to our chemical hose line. It handles the majority of common industrial chemicals in pressure, gravity flow and suction service.
- CONSTRUCTION TUBE:** Pliosyn™ Ultra-High Molecular Weight Polyethylene (UHMWPE)
- COVER:** Green Versigard® synthetic rubber with bright orange longitudinal stripe, corrugated (wrapped impression)
- REINFORCEMENT:** Spiral-plied synthetic fabric with double wire helix
- TEMPERATURE:** -40°F to 150°F (-40°C to 66°C)
- PACKAGING:** 100' exact length, coiled, polywrapped
- BRANDING (SPIRAL):** Example: Goodyear® Fabchem™ Chemical Transfer Hose, 200 psi WP.
- COUPLINGS:** Use Goodyear Engineered Products Insta-Lock Cam & Groove Fittings with this product. See the Couplings Systems information pages at the back of the catalog.
- NON-STOCK/SIZES:** For special production run minimum requirements, see Appendix D.
- ORDER CODES:** 546-065

### FABCHEM™ PLIOSYN™ (UHMWPE) TUBE

ID		NOM. OD		MAX. WP		BEND RADIUS		VACUUM HG		WEIGHT	
in.	mm.	in.	mm.	psi	Mpa	in.	mm.	in.	mm.	lb./ft.	kg./m.
1/2	12.7	0.95	24.1	200	1.38	3	76	29	737	0.33	0.49
3/4	19.1	1.22	31.0	200	1.38	4	89	29	737	0.46	0.68
1	25.4	1.47	37.3	200	1.38	4	102	29	737	0.60	0.89
1¼	31.8	1.73	43.9	200	1.38	4	102	29	737	0.73	1.09
1½	38.1	1.97	50.0	200	1.38	5	127	29	737	0.84	1.25
2	50.8	2.55	64.8	200	1.38	6	152	29	737	1.22	1.82
2½	63.5	3.14	79.8	200	1.38	8	203	29	737	1.78	2.65
3	76.2	3.63	92.2	200	1.38	9	229	29	737	2.11	3.14
4	101.6	4.67	118.6	200	1.38	10	254	29	737	2.81	4.18

Note: Refer to the Goodyear Engineered Products Chemical Resistance Charts pages in Appendix B for specific chemical and temperature compatibility.

**GOODYEAR**  
ENGINEERED PRODUCTS

# CHEMICAL TRANSFER

## BLUE FLEXWING® SPECLAR® (XLPE)



### Product Specifications

- APPLICATION:** Handles the majority of today's industrial chemicals in pressure, gravity flow or suction service.
- CONSTRUCTION**  
**TUBE:** Clear Speclar® synthetic rubber Cross-Linked Polyethylene (XLPE)
- COVER:** Blue Versigard® synthetic rubber with spiral white stripe (wrapped impression)
- REINFORCEMENT:** Spiral-plied synthetic fabric with double wire helix
- TEMPERATURE:** -25°F to 150°F (-32°C to 66°C)
- PACKAGING:** 100' exact length, coiled, polywrapped
- BRANDING (SPIRAL):** Example: Goodyear® Blue Flexwing® Chemical Transfer Hose with Speclar® 200 psi WP.
- COUPLINGS:** Use Goodyear Engineered Products Insta-Lock Cam & Groove Fittings with this product. See the Couplings Systems information pages at the back of the catalog.
- NON-STOCK/SIZES:** For special production run minimum requirements, see Appendix D.
- ORDER CODES:** 546-066 (1/2" – 4")  
541-066 (6")

### BLUE FLEXWING®

ID		NOM. OD		MAX. WP		BEND RADIUS		VACUUM HG		WEIGHT	
in.	mm.	in.	mm.	psi	Mpa	in.	mm.	in.	mm.	lb./ft.	kg./m.
1/2	12.7	0.96	24.4	200	1.38	6	152	29	737	0.30	0.45
3/4	19.1	1.22	31.0	200	1.38	7	178	29	737	0.45	0.67
1	25.4	1.47	37.3	200	1.38	8	203	29	737	0.55	0.82
1¼	31.8	1.75	44.5	200	1.38	9	229	29	737	0.70	1.04
1½	38.1	2.04	51.8	200	1.38	10	254	29	737	0.95	1.41
2	50.8	2.58	65.5	200	1.38	12	305	29	737	1.22	1.82
2½	63.5	3.13	79.5	200	1.38	15	381	29	737	1.65	2.46
3	76.2	3.70	94.0	200	1.38	18	457	29	737	2.24	3.33
4	101.6	4.73	120.1	200	1.38	24	610	29	737	3.01	4.48
6	152.4	6.89	175.0	200	1.38	36	914	29	737	6.14	9.14

Note: Refer to the Goodyear Engineered Products Chemical Resistance Charts pages in Appendix B for specific chemical and temperature compatibility.

AIR &  
MULTIPURPOSE  
General Purpose  
Heavy Duty  
Push-on

CHEMICAL  
TRANSFER

CLEANING  
EQUIPMENT

FOOD  
Transfer  
Washdown

MARINE

MATERIAL  
HANDLING  
Abrasives  
Bulk Transfer  
Cement & Concrete

MINING

PETROLEUM  
Aircraft Fueling  
Dispensing  
Dock  
Transfer

SPRAY

STEAM

VACUUM

VEYANCE

WATER  
Discharge  
Suction &  
Discharge  
Washdown

WELDING

COUPLING  
SYSTEMS

APPENDIX

# CHEMICAL TRANSFER

AIR &  
MULTIPURPOSE  
*General Purpose  
Heavy Duty  
Push-on*

CHEMICAL  
TRANSFER

CLEANING  
EQUIPMENT

FOOD  
*Transfer  
Washdown*

MARINE

MATERIAL  
HANDLING  
*Abrasives  
Bulk Transfer  
Cement & Concrete*

MINING

PETROLEUM  
*Aircraft Fueling  
Dispensing  
Dock  
Transfer*

SPRAY

STEAM

VACUUM

VEYANCE

WATER  
*Discharge  
Suction &  
Discharge  
Washdown*

WELDING

COUPLING  
SYSTEMS

APPENDIX

## GREEN XLPE CROSS LINK POLYETHYLENE



### Product Specifications

- APPLICATION:** Handles the majority of today's industrial chemicals in pressure, gravity flow or suction service.
- CONSTRUCTION**  
**TUBE:** Clear Speclar® synthetic rubber Cross-Linked Polyethylene (XLPE)
- COVER:** Green Versigard® synthetic rubber with spiral white stripe (wrapped impression)
- REINFORCEMENT:** Spiral-plied synthetic fabric with double wire helix
- TEMPERATURE:** -25°F to 150°F (-32°C to 66°C)
- PACKAGING:** 100' exact length, coiled, polywrapped
- BRANDING (SPIRAL):** Example: Goodyear® XLPE Chemical Transfer 150 psi.
- COUPLINGS:** Use Goodyear Engineered Products Insta-Lock Cam & Groove Fittings with this product. See the Couplings Systems information pages at the back of the catalog.
- NON-STOCK/SIZES:** For special production run minimum requirements, see Appendix D.
- ORDER CODES:** 546-666 (1/2" - 4")  
541-666 (6")

### GREEN XLPE

ID		NOM. OD		MAX. WP		BEND RADIUS		VACUUM HG		WEIGHT	
in.	mm.	in.	mm.	psi	Mpa	in.	mm.	in.	mm.	lb./ft.	kg./m.
1/2	12.7	0.97	24.6	150	1.03	6	152	29	737	0.31	0.46
3/4	19.1	1.23	31.2	150	1.03	7	178	29	737	0.44	0.65
1	25.4	1.47	37.3	150	1.03	8	203	29	737	0.54	0.80
1¼	31.8	1.73	43.9	150	1.03	9	229	29	737	0.66	0.98
1½	38.1	2.03	51.6	150	1.03	10	254	29	737	0.92	1.37
2	50.8	2.61	66.3	150	1.03	12	305	29	737	1.32	1.96
2½	63.5	3.11	79.0	150	1.03	15	381	29	737	1.65	2.46
3	76.2	3.61	91.7	150	1.03	18	457	29	737	2.02	3.01
4	101.6	4.69	119.1	150	1.03	24	610	29	737	2.95	4.39
6	152.4	6.86	174.1	150	1.03	36	900	29	737	6.07	9.04

Note: Refer to the Goodyear Engineered Products Chemical Resistance Charts pages in Appendix B for specific chemical and temperature compatibility.

**GOODYEAR**  
ENGINEERED PRODUCTS

## BROWN FLEXWING® CHEMRIN® (CPE) TUBE



AIR &  
MULTIPURPOSE  
General Purpose  
Heavy Duty  
Push-on

### Product Specifications

<b>APPLICATION:</b>	A versatile chemical hose capable of handling a wide variety of acids, alcohols, salt solutions and petroleum-based products.
<b>CONSTRUCTION</b>	
<b>TUBE:</b>	Black Chemrin® synthetic rubber
<b>COVER:</b>	Brown Versigard® synthetic rubber with white spiral brand (wrapped impression)
<b>REINFORCEMENT:</b>	Spiral-plyed synthetic fabric with double wire helix
<b>TEMPERATURE:</b>	-30°F to 275°F (-34°C to 135°C)
<b>PACKAGING:</b>	100' exact length, coiled, polywrapped
<b>BRANDING (SPIRAL):</b>	Example: Goodyear® Brown Flexwing® with Chemrin® 150 psi WP.
<b>COUPLINGS:</b>	Use Goodyear Engineered Products Insta-Lock Cam & Groove Fittings with this product. See the Couplings Systems information pages at the back of the catalog.
<b>NON-STOCK/SIZES:</b>	For special production run minimum requirements, see Appendix D.
<b>ORDER CODES:</b>	546-069 541-069 Custom lengths with fittings.

CHEMICAL  
TRANSFER

CLEANING  
EQUIPMENT

FOOD  
Transfer  
Washdown

MARINE

MATERIAL  
HANDLING  
Abrasives  
Bulk Transfer  
Cement & Concrete

MINING

PETROLEUM  
Aircraft Fueling  
Dispensing  
Dock  
Transfer

SPRAY

STEAM

VACUUM

VEYANCE

WATER  
Discharge  
Suction &  
Discharge  
Washdown

WELDING

COUPLING  
SYSTEMS

APPENDIX

### BROWN FLEXWING®

ID		NOM. OD		MAX. WP		BEND RADIUS		VACUUM HG		WEIGHT	
in.	mm.	in.	mm.	psi	Mpa	in.	mm.	in.	mm.	lb./ft.	kg./m.
3/4	19.1	1.22	31.0	150	1.03	3	76	29	737	0.45	0.67
1	25.4	1.47	37.3	150	1.03	4	89	29	737	0.57	0.85
1¼	31.8	1.73	43.9	150	1.03	4	102	29	737	0.69	1.03
1½	38.1	2.02	51.3	150	1.03	4	102	29	737	0.95	1.41
2	50.8	2.55	64.8	150	1.03	5	127	29	737	1.26	1.88
2½	63.5	3.09	78.5	150	1.03	6	152	29	737	1.71	2.54
3	76.2	3.61	91.7	150	1.03	7	178	29	737	2.11	3.14
4	101.6	4.69	119.1	150	1.03	10	254	29	737	3.04	4.52
6	152.4	6.91	175.5	150	1.03	30	762	29	737	6.32	9.41

Note: Refer to the Goodyear Engineered Products Chemical Resistance Charts pages in Appendix B for specific chemical and temperature compatibility.

# CHEMICAL TRANSFER

AIR &  
MULTIPURPOSE  
General Purpose  
Heavy Duty  
Push-on

## CHEMICAL TRANSFER

CLEANING  
EQUIPMENT

FOOD  
Transfer  
Washdown

MARINE

MATERIAL  
HANDLING  
Abrasives  
Bulk Transfer  
Cement & Concrete

MINING

PETROLEUM  
Aircraft Fueling  
Dispensing  
Dock  
Transfer

SPRAY

STEAM

VACUUM

VEYANCE

WATER  
Discharge  
Suction &  
Discharge  
Washdown

WELDING

COUPLING  
SYSTEMS

APPENDIX

## HI-PER®



### Product Specifications

- APPLICATION:** A premium hose which is Teflon® lined to handle a broad spectrum of fluids and materials in a wide variety of applications.
- CONSTRUCTION TUBE:** Teflon® Fluoroethylenepropylene (FEP) has FDA/USDA compliant materials
- COVER:** Blue Versigard® synthetic rubber with bright orange spiral transfer tape (wrapped impression)
- REINFORCEMENT:** Spiral-plied synthetic fabric with double wire helix
- TEMPERATURE:** -40°F to 300°F (-40°C to 149°C)
- PACKAGING:** Custom lengths available (minimum 5')
- BRANDING (SPIRAL):** Example: Goodyear® Hi-Per® Universal Chemical Hose Teflon® lined.
- COUPLINGS:** Use Goodyear Engineered Products Insta-Lock Cam & Groove Fittings with this product. See the Couplings Systems information pages at the back of the catalog.
- NON-STOCK/SIZES:** Order in increments of 100' for 1/2"–2"  
Order in increments of 60' for 2 1/2" and larger sizes
- ORDER CODES:** 546-256

### HI-PER®

ID		NOM. OD		MAX. WP		BEND RADIUS		VACUUM HG		WEIGHT	
in.	mm.	in.	mm.	psi	Mpa	in.	mm.	in.	mm.	lb./ft.	kg./m.
1/2	12.7	0.97	24.6	200	1.38	3	76	29	737	0.37	0.55
3/4	19.1	1.11	28.2	200	1.38	5	127	29	737	0.56	0.83
1	25.4	1.52	38.6	200	1.38	8	191	29	737	0.71	1.06
1 1/4	31.8	1.73	43.9	200	1.38	11	279	29	737	0.84	1.25
1 1/2	38.1	2.13	54.1	200	1.38	14	356	29	737	1.24	1.85
2	50.8	2.69	68.3	200	1.38	18	457	29	737	1.71	2.54
2 1/2	63.5	3.14	79.8	200	1.38	22	559	29	737	2.01	2.99
3	76.2	3.67	93.2	200	1.38	35	889	29	737	2.52	3.75

Note: Refer to the Goodyear Engineered Products Chemical Resistance Charts pages in Appendix B for specific chemical and temperature compatibility.

Teflon® is a registered trademark of E.I. Du Pont De Nemours and Company Corporation.

**GOODYEAR**  
ENGINEERED PRODUCTS

## ORANGE FLEXWING® FLOSYN® TUBE



### Product Specifications

<b>APPLICATION:</b>	A versatile chemical hose capable of handling a wide variety of acids, alcohols, salt solutions and petroleum-based products.
<b>CONSTRUCTION</b>	
<b>TUBE:</b>	Black Flosyn® synthetic rubber
<b>COVER:</b>	Orange Chemivic™ synthetic rubber with white spiral brand (wrapped impression)
<b>REINFORCEMENT:</b>	Spiral-ply synthetic fabric with double wire helix
<b>TEMPERATURE:</b>	-25°F to 250°F (-32°C to 121°C)
<b>PACKAGING:</b>	100' exact length, coiled, polywrapped
<b>BRANDING (SPIRAL):</b>	Example: Goodyear® Orange Flexwing® with Flosyn® 150 psi WP.
<b>COUPLINGS:</b>	Use Goodyear Engineered Products Insta-Lock Cam & Groove Fittings with this product. See the Couplings Systems information pages at the back of the catalog.
<b>NON-STOCK/SIZES:</b>	Order in increments of 100'
<b>ORDER CODES:</b>	541-063

### ORANGE FLEXWING®

ID		NOM. OD		MAX. WP		BEND RADIUS		VACUUM HG		WEIGHT	
in.	mm.	in.	mm.	psi	Mpa	in.	mm.	in.	mm.	lb./ft.	kg./m.
1	25.4	1.44	36.6	150	1.03	4	89	29	737	0.61	0.91
1¼	31.8	1.73	43.9	150	1.03	4	102	29	737	0.79	1.18
1½	38.1	1.97	50.0	150	1.03	4	102	29	737	0.95	1.41
2	50.8	2.58	65.5	150	1.03	5	127	29	737	1.45	2.16
2½	63.5	3.08	78.2	150	1.03	6	152	29	737	1.77	2.63
3	76.2	3.59	91.2	150	1.03	7	178	29	737	2.26	3.36
4	101.6	4.69	119.1	150	1.03	10	254	29	737	3.31	4.93
6	152.4	6.81	173.0	150	1.03	30	762	29	737	6.29	9.36

Note: Refer to the Goodyear Engineered Products Chemical Resistance Charts pages in Appendix B for specific chemical and temperature compatibility.

AIR &  
MULTIPURPOSE  
General Purpose  
Heavy Duty  
Push-on

CHEMICAL  
TRANSFER

CLEANING  
EQUIPMENT

FOOD  
Transfer  
Washdown

MARINE

MATERIAL  
HANDLING  
Abrasives  
Bulk Transfer  
Cement & Concrete

MINING

PETROLEUM  
Aircraft Fueling  
Dispensing  
Dock  
Transfer

SPRAY

STEAM

VACUUM

VEYANCE

WATER  
Discharge  
Suction &  
Discharge  
Washdown

WELDING

COUPLING  
SYSTEMS

APPENDIX



# CHEMICAL TRANSFER

AIR &  
MULTIPURPOSE  
*General Purpose  
Heavy Duty  
Push-on*

CHEMICAL  
TRANSFER

CLEANING  
EQUIPMENT

FOOD  
*Transfer  
Washdown*

MARINE

MATERIAL  
HANDLING  
*Abrasives  
Bulk Transfer  
Cement & Concrete*

MINING

PETROLEUM  
*Aircraft Fueling  
Dispensing  
Dock  
Transfer*

SPRAY

STEAM

VACUUM

VEYANCE

WATER  
*Discharge  
Suction &  
Discharge  
Washdown*

WELDING

COUPLING  
SYSTEMS

APPENDIX

## PURPLE FLEXWING®



### Product Specifications

- APPLICATION:** A versatile hose developed to handle a wide range of chemicals, acids and alcohols in both suction and discharge service.
- CONSTRUCTION**
- TUBE:** Black Versigard® synthetic rubber
- COVER:** Purple Versigard® with yellow spiral brand (wrapped impression)
- REINFORCEMENT:** Spiral plied synthetic fabric with double wire helix
- TEMPERATURE:** -40°F to 221°F (-40°C to 104°C)
- PACKAGING:** 100' exact length, coiled, polywrapped
- BRANDING (SPIRAL):** Example: Goodyear® Purple Flexwing® with Versigard® 150 psi Max WP.
- COUPLINGS:** Use Goodyear Engineered Products Insta-Lock Cam & Groove Fittings with this product. See the Couplings Systems information pages at the back of the catalog.
- NON-STOCK/SIZES:** For special production run minimum requirements, see Appendix D.
- ORDER CODES:** 546-805

### PURPLE FLEXWING®


ID		NOM. OD		MAX. WP		BEND RADIUS		VACUUM HG		WEIGHT	
in.	mm.	in.	mm.	psi	Mpa	in.	mm.	in.	mm.	lb./ft.	kg./m.
1½	38.1	2.02	51.3	150	1.03	4	102	29	737	0.95	1.41
2	50.8	2.53	64.3	150	1.03	5	127	29	737	1.16	1.73
3	76.2	3.58	90.9	150	1.03	7	178	29	737	2.00	2.98
4	101.6	4.69	119.1	150	1.03	10	254	29	737	3.03	4.51

Note: Refer to the Goodyear Engineered Products Chemical Resistance Charts pages in Appendix B for specific chemical and temperature compatibility.

**GOODYEAR**  
ENGINEERED PRODUCTS

# CLEANING EQUIPMENT

## CLEANING EQUIPMENT



AIR &  
MULTIPURPOSE  
*General Purpose*  
*Heavy Duty*  
*Push-on*

CHEMICAL  
TRANSFER

CLEANING  
EQUIPMENT

	Page	Superior Abrasion Cover	Oil Resistance Cover	Microban Cover	Temp Range	Non-Marking*	Wire	Textile	Coupled Assemblies
Fortress® 300	81	Yes	Yes		-20°F to 200°F	Yes		Yes	
Fortress® 1000	82	Yes	Yes	Yes	-20°F to 200°F	Yes		Yes	Yes
Fortress® 3000	83	Yes	Yes	Yes	-20°F to 250°F	Yes	Yes		Yes
Galvanator® 3000	62	Yes	Yes		-20°F to 250°F	Yes	Yes		Yes
Gauntlet® 1500	59	Yes	Yes		-20°F to 200°F	Yes		Yes	Yes
Gauntlet® 3000	60	Yes	Yes		-20°F to 250°F	Yes	Yes		Yes
Gauntlet® 4500	61	Yes	Yes		-20°F to 250°F	Yes	Yes		Yes
Neptune™ 1500	53				-20°F to 200°F	Yes		Yes	Yes
Neptune™ 3000	54				-20°F to 250°F	Yes	Yes		Yes
Neptune™ 4001-R	55				-20°F to 250°F	Yes	Yes		Yes
Neptune™ 4500	56				-20°F to 250°F	Yes	Yes		Yes
Neptune™ 6000	57				-20°F to 250°F	Yes	Yes		Yes
Spectra® 1000	86				-20°F to 250°F	Yes	Yes		Yes
Spectra® 3000	87				-20°F to 250°F	Yes	Yes		Yes
SpiraFlow®	52				-20°F to 250°F	Yes	Yes		Yes
Whitewater®	58				-20°F to 250°F**	Yes	Yes		Yes

\* Nonblack Colors

\*\* Hot water for Steam Cleaner Service at 325°F and 350 psi

FOOD  
Transfer  
Washdown

MARINE

MATERIAL  
HANDLING  
*Abrasives*  
*Bulk Transfer*  
*Cement & Concrete*

MINING

PETROLEUM  
*Aircraft Fueling*  
*Dispensing*  
*Dock*  
*Transfer*

SPRAY

STEAM

VACUUM

VEYANCE

WATER  
*Discharge*  
*Suction &*  
*Discharge*  
*Washdown*

WELDING

COUPLING  
SYSTEMS

APPENDIX

# CLEANING EQUIPMENT

AIR &  
MULTIPURPOSE  
*General Purpose  
Heavy Duty  
Push-on*

CHEMICAL  
TRANSFER

CLEANING  
EQUIPMENT

FOOD  
*Transfer  
Washdown*

MARINE

MATERIAL  
HANDLING  
*Abrasives  
Bulk Transfer  
Cement & Concrete*

MINING

PETROLEUM  
*Aircraft Fueling  
Dispensing  
Dock  
Transfer*

SPRAY

STEAM

VACUUM

VEYANCE

WATER  
*Discharge  
Suction &  
Discharge  
Washdown*

WELDING

COUPLING  
SYSTEMS

APPENDIX

## SPIRAFLOW®



### Product Specifications

- APPLICATION:** Designed specifically for the pressure washer industry. A pressure washer hose that reduces damming which can cause clean spots. Ideal for surface cleaning applications such as parking decks and lots; beef, dairy and poultry operations; gas stations; garages; and auto mechanic shops.
- CONSTRUCTION**  
**TUBE:** Black Nitrile synthetic rubber
- COVER:** Black, Blue, or Gray oil-resistant synthetic rubber, RMA Class B (medium/high oil resistance)
- REINFORCEMENT:** Braided (1) steel wire
- TEMPERATURE:** -20°F to 250°F (-29°C to 121°C)
- PACKAGING:** 500' reels, maximum 3 pieces, 50' increments, coupled lengths available.
- BRANDING:** None
- COUPLINGS:** Contact fitting manufacturer for proper fitting recommendations and coupling procedure.
- NON-STOCK/SIZES:** For special production run minimum requirements, see Appendix D.
- ORDER CODES:** 539-185 (black) 539-186 (blue) 539-187 (gray)

### SPIRAFLOW®

ID		NOM. OD		MAX. WP		WEIGHT	
in.	mm.	in.	mm.	psi	Mpa	lb./ft.	kg./m.
3/8	9.53	0.78	19.69	4000	27.58	0.30	0.44

# CLEANING EQUIPMENT

## NEPTUNE™ 1500



### Product Specifications

<b>APPLICATION:</b>	For pressure washer equipment, agricultural sprayers and high-pressure air lines.		
<b>CONSTRUCTION</b>	<b>TUBE:</b> Nitrile synthetic rubber		
<b>COVER:</b>	Blue, Gray, Red, Yellow or Black oil-resistant synthetic rubber, RMA Class B (Medium Oil Resistance)		
<b>REINFORCEMENT:</b>	Braided (1) synthetic yarn up through 1/2". Braided (2) synthetic yarn for 3/4".		
<b>TEMPERATURE:</b>	-20°F to 200°F (-29°C to 93°C)		
<b>PACKAGING:</b>	1/4"– 5/16"	550' to 750' reels, max 8 pieces, 25' minimum	
	3/8"	500' reels, max 3 pieces, 50' increments	
	1/2"– 3/4"	450' to 550' reels, max 5 pieces, 10' minimum	
<b>BRANDING:</b>	Example: Neptune™ 1500 3/8" 1500 psi WP. Made in USA.		
<b>COUPLINGS:</b>	Contact fitting manufacturer for proper fitting recommendation and coupling procedure. Coupled lengths with MxMS fittings and Kink Guards available.		
<b>NON-STOCK/SIZES:</b>	For special production run minimum requirements, see Appendix D.		
<b>ORDER CODES:</b>	536-374 (blue)	536-387 (gray)	536-388 (black)
	536-490 (yellow)		

### NEPTUNE™ 1500

ID		NOM. OD		MAX. WP		WEIGHT	
in.	mm.	in.	mm.	psi	Mpa	lb./ft.	kg./m.
1/4	6.4	0.59	15.0	1500	10.34	0.11	0.16
5/16	7.9	0.69	17.5	1500	10.34	0.15	0.22
3/8	9.5	0.75	19.1	1500	10.34	0.18	0.27
1/2	12.7	0.84	21.3	1200	8.27	0.19	0.28
3/4	19.1	1.25	31.8	1500	10.34	0.42	0.62

Note: Not recommended for steam service.

Neptune 1500 in 1/2" ID size is rated at a working pressure rating of 1200 psi. All other sizes listed above are rated at a working pressure of 1500 psi.

AIR &  
MULTIPURPOSE  
General Purpose  
Heavy Duty  
Push-on

CHEMICAL  
TRANSFER

CLEANING  
EQUIPMENT

FOOD  
Transfer  
Washdown

MARINE

MATERIAL  
HANDLING  
Abrasives  
Bulk Transfer  
Cement & Concrete

MINING

PETROLEUM  
Aircraft Fueling  
Dispensing  
Dock  
Transfer

SPRAY

STEAM

VACUUM

VEYANCE

WATER  
Discharge  
Suction &  
Discharge  
Washdown

WELDING

COUPLING  
SYSTEMS

APPENDIX

# CLEANING EQUIPMENT

AIR &  
MULTIPURPOSE  
*General Purpose*  
*Heavy Duty*  
*Push-on*

CHEMICAL  
TRANSFER

CLEANING  
EQUIPMENT

FOOD  
*Transfer*  
*Washdown*

MARINE

MATERIAL  
HANDLING  
*Abrasives*  
*Bulk Transfer*  
*Cement & Concrete*

MINING

PETROLEUM  
*Aircraft Fueling*  
*Dispensing*  
*Dock*  
*Transfer*

SPRAY

STEAM

VACUUM

VEYANCE

WATER  
*Discharge*  
*Suction &*  
*Discharge*  
*Washdown*

WELDING

COUPLING  
SYSTEMS

APPENDIX

## NEPTUNE™ 3000



### Product Specifications

- APPLICATION:** For use on pressure washer machines with working pressures up to 3000 psi.
- CONSTRUCTION**  
**TUBE:** Nitrile synthetic rubber
- COVER:** Black, Blue, Yellow or Gray oil-resistant synthetic rubber, RMA Class B (Medium Oil Resistance)
- REINFORCEMENT:** Braided (1) steel wire
- TEMPERATURE:** -20°F to 250°F (-29°C to 121°C)
- PACKAGING:** 500' reel, maximum 3 pieces, 50' increments
- BRANDING:** Example: Neptune™ 3000 Goodyear® 3/8" 3000 psi WP. Made in USA.
- COUPLINGS:** Use Goodyear Engineered Products pressure washing fittings with this product. See the Couplings Systems information pages at the back of the catalog for available sizes. Refer to the Goodyear Engineered Products Hose Assembly Manual for crimp procedures. Coupled lengths with MxMS fittings and Kink Guards available.
- NON-STOCK/SIZES:** For special production run minimum requirements, see Appendix D.
- ORDER CODES:** 539-085 (black)    539-089 (blue)    539-104 (yellow)    539-090 (gray)

### NEPTUNE™ 3000

ID		NOM. OD		MAX. WP		WEIGHT	
in.	mm.	in.	mm.	psi	Mpa	lb./ft.	kg./m.
1/4	6.4	0.53	13.5	3000	20.69	0.15	0.22
3/8	9.5	0.69	17.5	3000	20.69	0.24	0.36
1/2	12.7	0.82	20.8	3000	20.69	0.32	0.48

Note: Not recommended for steam service.

**GOODYEAR**  
ENGINEERED PRODUCTS

## NEPTUNE™ 4001-R



### Product Specifications

<b>APPLICATION:</b>	For high-pressure washer equipment with working pressures up to 4000 psi.		
<b>CONSTRUCTION</b>			
<b>TUBE:</b>	Nitrile synthetic rubber		
<b>COVER:</b>	Black, Yellow, Blue or Gray oil resistant synthetic rubber, RMA Class B (Medium Oil Resistance)		
<b>REINFORCEMENT:</b>	Braided (1) steel wire		
<b>TEMPERATURE:</b>	-20°F to 250°F (-29°C to 121°C)		
<b>PACKAGING:</b>	500' reel, maximum 3 pieces, 50' increments		
<b>BRANDING:</b>	Example: Neptune™ 4001-R 3/8" 4000 psi WP. Made in USA. Goodyear®		
<b>COUPLINGS:</b>	Use Goodyear Engineered Products pressure washing fittings with this product. See the Couplings Systems information pages at the back of the catalog for available sizes. Refer to the Goodyear Engineered Products Hose Assembly Manual for crimp procedures. Coupled lengths with MxMS fittings and Kink Guards available.		
<b>NON-STOCK/SIZES:</b>	For special production run minimum requirements, see Appendix D.		
<b>ORDER CODES:</b>	539-261 (black) 539-262 (gray)	539-266 (yellow) 539-111 (red)	539-265 (blue)

### NEPTUNE™ 4001-R

ID		NOM. OD		MAX. WP		WEIGHT	
in.	mm.	in.	mm.	psi	Mpa	lb./ft.	kg./m.
3/8	9.5	0.69	17.5	4000	27.58	0.25	0.37

Note: Not recommended for steam service.

AIR &  
MULTIPURPOSE  
General Purpose  
Heavy Duty  
Push-on

CHEMICAL  
TRANSFER

CLEANING  
EQUIPMENT

FOOD  
Transfer  
Washdown

MARINE

MATERIAL  
HANDLING  
Abrasives  
Bulk Transfer  
Cement & Concrete

MINING

PETROLEUM  
Aircraft Fueling  
Dispensing  
Dock  
Transfer

SPRAY

STEAM

VACUUM

VEYANCE

WATER  
Discharge  
Suction &  
Discharge  
Washdown

WELDING

COUPLING  
SYSTEMS

APPENDIX

# CLEANING EQUIPMENT

AIR &  
MULTIPURPOSE  
*General Purpose  
Heavy Duty  
Push-on*

CHEMICAL  
TRANSFER

CLEANING  
EQUIPMENT

FOOD  
*Transfer  
Washdown*

MARINE

MATERIAL  
HANDLING  
*Abrasives  
Bulk Transfer  
Cement & Concrete*

MINING

PETROLEUM  
*Aircraft Fueling  
Dispensing  
Dock  
Transfer*

SPRAY

STEAM

VACUUM

VEYANCE

WATER  
*Discharge  
Suction &  
Discharge  
Washdown*

WELDING

COUPLING  
SYSTEMS

APPENDIX

## NEPTUNE™ 4500



### Product Specifications

- APPLICATION:** For use on pressure washer machines with working pressures up to 4500 psi.
- CONSTRUCTION**  
**TUBE:** Nitrile synthetic rubber
- COVER:** Black or Blue oil-resistant synthetic rubber, RMA Class B (Medium Oil Resistance)
- REINFORCEMENT:** Braided (2) steel wires
- TEMPERATURE:** -20°F to 250°F (-29°C to 121°C)
- PACKAGING:** 1/4"– 3/8" 500' reels, maximum 3 pieces, minimum of 50' lengths  
1/2" 500' reels, maximum 3 pieces, minimum of 50' lengths
- BRANDING:** Example: Neptune™ 4500 3/8" 4500 psi WP. Made in USA.
- COUPLINGS:** Use Goodyear Engineered Products pressure washing fittings with this product. See the Couplings Systems information pages at the back of the catalog for available sizes. Refer to the Goodyear Engineered Products Hose Assembly Manual for crimp procedures. Coupled lengths with MxMS fittings and Kink Guards available.
- NON-STOCK/SIZES:** For special production run minimum requirements, see Appendix D.
- ORDER CODES:** 539-091 (black) 539-124 (blue)

### NEPTUNE™ 4500

ID		NOM. OD		MAX. WP		WEIGHT	
in.	mm.	in.	mm.	psi	Mpa	lb./ft.	kg./m.
1/4	6.4	0.54	13.7	4500	31.03	0.20	0.30
3/8	9.5	0.69	17.5	4500	31.03	0.28	0.42
1/2	12.7	0.82	20.8	4500	31.03	0.35	0.52

Note: Not recommended for steam service.

**GOODYEAR**  
ENGINEERED PRODUCTS



# CLEANING EQUIPMENT

## NEPTUNE™ 6000



### Product Specifications

- APPLICATION:** For use on pressure washer machines with working pressures up to 6000 psi.
- CONSTRUCTION**
  - TUBE:** Nitrile synthetic rubber
  - COVER:** Black oil resistant synthetic rubber, RMA Class B (Medium Oil Resistance)
- REINFORCEMENT:** Braided (2) steel wires
- TEMPERATURE:** -20°F to 250°F (-29°C to 121°C)
- PACKAGING:** 500' reels, maximum 3 piece, 50' increments, coupled lengths available
- BRANDING:** Example: Neptune™ 6000 3/8" 6000 psi WP. Made in USA.
- COUPLINGS:** Contact fitting manufacturer for proper fitting recommendation and coupling procedure.
- NON-STOCK/SIZES:** For special production run minimum requirements, see Appendix D.
- ORDER CODES:** 539-149 (black) 539-148 (gray)

### NEPTUNE™ 6000

ID		NOM. OD		MAX. WP		WEIGHT	
in.	mm.	in.	mm.	psi	Mpa	lb./ft.	kg./m.
3/8	9.5	0.69	17.5	6000	41.37	0.30	0.45

Note: Not recommended for steam service.

AIR &  
MULTIPURPOSE  
General Purpose  
Heavy Duty  
Push-on

CHEMICAL  
TRANSFER

CLEANING  
EQUIPMENT

FOOD  
Transfer  
Washdown

MARINE

MATERIAL  
HANDLING  
Abrasives  
Bulk Transfer  
Cement & Concrete

MINING

PETROLEUM  
Aircraft Fueling  
Dispensing  
Dock  
Transfer

SPRAY

STEAM

VACUUM

VEYANCE

WATER  
Discharge  
Suction &  
Discharge  
Washdown

WELDING

COUPLING  
SYSTEMS

APPENDIX

# CLEANING EQUIPMENT

AIR &  
MULTIPURPOSE  
*General Purpose  
Heavy Duty  
Push-on*

CHEMICAL  
TRANSFER

CLEANING  
EQUIPMENT

FOOD  
*Transfer  
Washdown*

MARINE

MATERIAL  
HANDLING  
*Abrasives  
Bulk Transfer  
Cement & Concrete*

MINING

PETROLEUM  
*Aircraft Fueling  
Dispensing  
Dock  
Transfer*

SPRAY

STEAM

VACUUM

VEYANCE

WATER  
*Discharge  
Suction &  
Discharge  
Washdown*

WELDING

COUPLING  
SYSTEMS

APPENDIX

## WHITEWATER®



### Product Specifications

<b>APPLICATION:</b>	For use on either steam cleaner machines or combination steam cleaner/pressure washer machines.
<b>CONSTRUCTION</b>	
<b>TUBE:</b>	Pyrosyn® synthetic rubber
<b>COVER:</b>	Black and Red Hysunite™ synthetic rubber, RMA Class B (Medium Oil Resistance)
<b>REINFORCEMENT:</b>	Braided (1) steel wire
<b>TEMPERATURE:</b>	Handles hot water at 325°F/163°C and 350 psi for Steam Cleaning Service, handles hot water at 250°F/121°C and 3000 psi (2500 psi on 1/2") for Pressure Washer Service
<b>PACKAGING:</b>	500' reel, maximum 3 pieces, 50' increments coupled lengths available
<b>BRANDING:</b>	Example: Goodyear® 3/8" Whitewater® Pressure Washer 3000 psi/250°F Steam Cleaner 350 psi/325°F. Made in USA.
<b>COUPLINGS:</b>	Contact fitting manufacturer for proper fitting recommendation and coupling procedure.
<b>NON-STOCK/SIZES:</b>	For special production run minimum requirements, see Appendix D.
<b>ORDER CODES:</b>	539-095 (black)      539-110 (red)

### WHITEWATER® - STEAM CLEANER SERVICE - up to 325°F (163°C)

NOM. ID		NOM. OD		MAX. WP		WEIGHT	
in.	mm.	in.	mm.	psi	Mpa	lb./ft.	kg./m.
3/8	9.50	0.69	17.50	350	2.40	0.23	0.34
1/2	12.70	0.83	21.20	350	2.40	0.31	0.46

### WHITEWATER® - PRESSURE WASHER SERVICE - up to 250°F (121°C)

NOM. ID		NOM. OD		MAX. WP		WEIGHT	
in.	mm.	in.	mm.	psi	Mpa	lb./ft.	kg./m.
3/8	9.50	0.69	17.50	3,000	20.6	0.23	0.34
1/2	12.70	0.83	21.20	2,500	16.9	0.31	0.46

Note: Not recommended for steam service.

# CLEANING EQUIPMENT

## GAUNTLET® 1500



### Product Specifications

- APPLICATION:** Gauntlet® 1500 is for pressure washer equipment with working pressures up to 1500 psi. Its super abrasion-resistant cover provides maximum protection against adverse affects of oil and animal fats.
- CONSTRUCTION TUBE:** Nitrile synthetic rubber
- COVER:** Black or Yellow oil-resistant Carbryn™ synthetic rubber, RMA Class A (High Oil Resistance)
- REINFORCEMENT:** Braided (1) synthetic yarn up through 1/2". Braided (2) synthetic yarn for 3/4".
- TEMPERATURE:** -20°F to 200°F (-29°C to 93°C)
- PACKAGING:** 500' reel, maximum 3 pieces, 50' increments
- BRANDING:** Example: Goodyear® Gauntlet® 1500 3/8" 1500 psi. Made in USA.
- COUPLINGS:** Contact fitting manufacturer for proper fitting recommendation and coupling procedure. Coupled lengths with MxMS fittings and Kink Guards available.
- NON-STOCK/SIZES:** For special production run minimum requirements, see Appendix D.
- ORDER CODES:** 536-480 (black)    536-474 (yellow)    536-574 (red)

### GAUNTLET® 1500

ID		NOM. OD		MAX. WP		WEIGHT	
in.	mm.	in.	mm.	psi	Mpa	lb./ft.	kg./m.
1/4	6.4	0.59	15.0	1500	10.34	0.11	0.16
3/8	9.5	0.75	19.1	1500	10.34	0.18	0.27
1/2	12.7	0.84	21.3	1200	8.27	0.18	0.27
3/4	19.1	1.25	31.8	1500	10.34	0.41	0.61

Note: Not recommended for steam service.

Gauntlet 1500 in the 1/2" ID is rated at a working pressure of 1200 psi. All other sizes listed above are rated at a working pressure of 1500 psi.

AIR &  
MULTIPURPOSE  
General Purpose  
Heavy Duty  
Push-on

CHEMICAL  
TRANSFER

CLEANING  
EQUIPMENT

FOOD  
Transfer  
Washdown

MARINE

MATERIAL  
HANDLING  
Abrasives  
Bulk Transfer  
Cement & Concrete

MINING

PETROLEUM  
Aircraft Fueling  
Dispensing  
Dock  
Transfer

SPRAY

STEAM

VACUUM

VEYANCE

WATER  
Discharge  
Suction &  
Discharge  
Washdown

WELDING

COUPLING  
SYSTEMS

APPENDIX

# CLEANING EQUIPMENT

AIR &  
MULTIPURPOSE  
*General Purpose  
Heavy Duty  
Push-on*

CHEMICAL  
TRANSFER

CLEANING  
EQUIPMENT

FOOD  
*Transfer  
Washdown*

MARINE

MATERIAL  
HANDLING  
*Abrasives  
Bulk Transfer  
Cement & Concrete*

MINING

PETROLEUM  
*Aircraft Fueling  
Dispensing  
Dock  
Transfer*

SPRAY

STEAM

VACUUM

VEYANCE

WATER  
*Discharge  
Suction &  
Discharge  
Washdown*

WELDING

COUPLING  
SYSTEMS

APPENDIX

## GAUNTLET® 3000



### Product Specifications

- APPLICATION:** For use on pressure washer machines with working pressures up to 3000 psi. Its super abrasion-resistant cover provides maximum protection against adverse affects of oil and animal fats.
- CONSTRUCTION TUBE:** Nitrile synthetic rubber
- COVER:** Black or Yellow oil-resistant Carbryn™ synthetic rubber, RMA Class A (High Oil Resistance)
- REINFORCEMENT:** Braided (1) steel wire
- TEMPERATURE:** -20°F to 250°F (-29°C to 121°C)
- PACKAGING:** 500' reels, maximum 3 pieces, 50' increments
- BRANDING:** Example: Goodyear® Gauntlet® 3000 3/8" 3000 psi. Made in USA.
- COUPLINGS:** Use Goodyear Engineered Products pressure washing fittings with this product. See the Couplings Systems information pages at the back of the catalog for available sizes. Refer to the Goodyear Engineered Products Hose Assembly Manual for crimp procedures. Coupled lengths with MxMS fittings and Kink Guards available.
- NON-STOCK/SIZES:** For special production run minimum requirements, see Appendix D.
- ORDER CODES:** 539-099 (black)      539-100 (yellow)

### GAUNTLET® 3000

ID		NOM. OD		MAX. WP		WEIGHT	
in.	mm.	in.	mm.	psi	Mpa	lb./ft.	kg./m.
3/8	9.5	0.69	17.5	3000	20.69	0.24	0.36
1/2	12.7	0.82	20.8	3000	20.69	0.32	0.48

Note: Not recommended for steam service.



## GAUNTLET® 4500



### Product Specifications

- APPLICATION:** For use on pressure washer machines with working pressures up to 4500 psi. Its super abrasion-resistant cover provides maximum protection against adverse affects of oil and animal fats.
- CONSTRUCTION TUBE:** Nitrile synthetic rubber
- COVER:** Black or Yellow oil-resistant Carbryn™ synthetic rubber, RMA Class A (High Oil Resistance)
- REINFORCEMENT:** Braided (2) steel wires
- TEMPERATURE:** -20°F to 250°F (-29°C to 121°C)
- PACKAGING:** 1/4"– 3/8" 500' reels, maximum 3 pieces, minimum of 50' lengths, coupled lengths available  
1/2" 500' reels, maximum 3 pieces, minimum of 50' lengths, coupled lengths available
- BRANDING:** Example: Goodyear® Gauntlet® 4500 3/8" 4500 psi WP. Made in USA.
- COUPLINGS:** Use Goodyear Engineered Products pressure washing fittings with this product. See the Couplings Systems information pages at the back of the catalog for available sizes. Refer to the Goodyear Engineered Products Hose Assembly Manual for crimp procedures. Coupled lengths with MxMS fittings and Kink Guards available.
- NON-STOCK/SIZES:** For special production run minimum requirements, see Appendix D.
- ORDER CODES:** 539-122 (black) 539-120 (yellow)

### GAUNTLET® 4500

ID		NOM. OD		MAX. WP		WEIGHT	
in.	mm.	in.	mm.	psi	Mpa	lb./ft.	kg./m.
1/4	6.4	0.54	13.7	4500	31.03	0.20	0.30
3/8	9.5	0.69	17.5	4500	31.03	0.27	0.40
1/2	12.7	0.82	20.8	4500	31.03	0.34	0.51

Note: Not recommended for steam service.

AIR &  
MULTIPURPOSE  
General Purpose  
Heavy Duty  
Push-on

CHEMICAL  
TRANSFER

CLEANING  
EQUIPMENT

FOOD  
Transfer  
Washdown

MARINE

MATERIAL  
HANDLING  
Abrasives  
Bulk Transfer  
Cement & Concrete

MINING

PETROLEUM  
Aircraft Fueling  
Dispensing  
Dock  
Transfer

SPRAY

STEAM

VACUUM

VEYANCE

WATER  
Discharge  
Suction &  
Discharge  
Washdown

WELDING

COUPLING  
SYSTEMS

APPENDIX

# CLEANING EQUIPMENT

AIR &  
MULTIPURPOSE  
*General Purpose  
Heavy Duty  
Push-on*

CHEMICAL  
TRANSFER

CLEANING  
EQUIPMENT

FOOD  
*Transfer  
Washdown*

MARINE

MATERIAL  
HANDLING  
*Abrasives  
Bulk Transfer  
Cement & Concrete*

MINING

PETROLEUM  
*Aircraft Fueling  
Dispensing  
Dock  
Transfer*

SPRAY

STEAM

VACUUM

VEYANCE

WATER  
*Discharge  
Suction &  
Discharge  
Washdown*

WELDING

COUPLING  
SYSTEMS

APPENDIX

## GALVANATOR® 3000

GALVANATOR 3000 BY **GOOD**



### Product Specifications

- APPLICATION:** For pressure washer equipment. Its rust-resistant reinforcement and superior abrasion-resistant cover provides maximum protection against adverse affects of water, oil and animal fats.
- CONSTRUCTION TUBE:** Nitrile synthetic rubber
- COVER:** Yellow or Black Carbryn™ synthetic rubber (wrapped finish), ORS, RMA Class A (High Oil Resistance)
- REINFORCEMENT:** Braided (2) steel wires
- TEMPERATURE:** -20°F to 250°F (-29°C to 121°C)
- PACKAGING:** 500' reels, maximum 3 pieces, 50' increments
- BRANDING:** Example: Galvanator® 3000 3/8" (9.5mm) 3000 psi (20.7 Mpa). Made in USA.
- COUPLINGS:** Contact fitting manufacturer for proper fitting recommendation and coupling procedure. Coupled lengths with MxMS fittings and Kink Guards available.
- NON-STOCK/SIZES:** For special production run minimum requirements, see Appendix D.
- ORDER CODES:** 539-200 (yellow)      539-201 (black)

### GALVANATOR® 3000

ID		NOM. OD		MAX. WP		BEND RADIUS		WEIGHT	
in.	mm.	in.	mm.	psi	Mpa	in.	mm.	lb./ft.	kg./m.
3/8	9.5	6.9	17.5	3000	20.69	2.0	64	0.26	0.39
1/2	12.7	0.82	20.8	3000	20.69	3.5	89	0.31	0.49

Note: Not recommended for steam service.

**GOOD YEAR**  
ENGINEERED PRODUCTS

## FOOD TRANSFER



	Page	Dry or Liquid	Temp Range	Beer/Wine	Dairy	Clear	Thermo-plastic	Rubber	3-A, FDA, USDA	NSF 61	Static Wire	Helical Wire
Exstatic®	67	Dry	-25°F to 180°F					Yes	FDA, USDA			Yes
Gray Flextra® LT	66	Liquid	-25°F to 212°F	Yes	Yes			Yes	Yes			Yes
Harvest™	68	Dry	-25°F to 180°F					Yes	Yes			Yes
Nutriflex™ S&D	70	Both	-15°F to 158°F	Yes	Yes	Yes	Yes		Yes	Yes		
Nutriflex™ Static Wire	71	Dry	-15°F to 158°F		Yes	Yes	Yes		Yes	Yes	Yes	
Nutriflo® S&D	69	Both	-15°F to 158°F	Yes	Yes	Yes	Yes		Yes	Yes		
Plicord® Blue Flour	72	Dry	-40°F to 180°F					Yes	FDA		Yes	
Plicord® Brewline®	73	Liquid	-40°F to 220°F	Yes				Yes	Yes			
Plicord® Extremeflex™	74	Dry	-25°F to 212°F		Yes			Yes	Yes			Yes
Plicord® Gray Food	65	Liquid	-25°F to 230°F		Yes			Yes	Yes			Yes
Plicord® Wineline®	75	Liquid	-40°F to 220°F	Yes				Yes	Yes			
Pliovic® FG (FDA-3A)	76	Both	-10°F to 158°F	Yes	Yes	Yes	Yes		Yes	Yes		
Potable Water	77	Liquid	-40°F to 180°F					Yes	Yes			
Spirathane™ PT	119	Dry	0°F to 158°F			Yes	Yes		FDA		Yes	
Vintner™	78-79	Liquid	-30°F to 220°F	Yes				Yes	Yes			
White Flexwing®	64	Both	-25°F to 230°F		Yes			Yes	Yes			Yes

AIR &  
MULTIPURPOSE  
*General Purpose*  
*Heavy Duty*  
*Push-on*

CHEMICAL  
TRANSFER

CLEANING  
EQUIPMENT

FOOD  
Transfer  
Washdown

MARINE

MATERIAL  
HANDLING  
*Abrasives*  
*Bulk Transfer*  
*Cement & Concrete*

MINING

PETROLEUM  
*Aircraft Fueling*  
*Dispensing*  
*Dock Transfer*

SPRAY

STEAM

VACUUM

VEYANCE

WATER  
*Discharge*  
*Suction &*  
*Discharge*  
*Washdown*

WELDING

COUPLING  
SYSTEMS

APPENDIX



AIR &  
MULTIPURPOSE  
*General Purpose  
Heavy Duty  
Push-on*

CHEMICAL  
TRANSFER

CLEANING  
EQUIPMENT

**FOOD**  
*Transfer  
Washdown*

MARINE

MATERIAL  
HANDLING  
*Abrasives  
Bulk Transfer  
Cement & Concrete*

MINING

PETROLEUM  
*Aircraft Fueling  
Dispensing  
Dock  
Transfer*

SPRAY

STEAM

VACUUM

VEYANCE

WATER  
*Discharge  
Suction &  
Discharge  
Washdown*

WELDING

COUPLING  
SYSTEMS

APPENDIX

## WHITE FLEXWING®



### Product Specifications



- APPLICATION:** A highly flexible hose for gravity flow, pressure, or suction service transferring oily and nonoily edibles from tank truck and in-plant service.
- CONSTRUCTION**  
**TUBE:** White Chemivic™ synthetic rubber (FDA/USDA compliant and conforms to 3-A Sanitary Standard 18-03)
- COVER:** White Chemivic synthetic rubber (wrapped impression)
- REINFORCEMENT:** Spiral-ply synthetic fabric with galvanized wire helix
- TEMPERATURE:** -25°F to 230°F (-32°C to 110°C)
- PACKAGING:** 100' length, coiled, polywrapped
- BRANDING (SPIRAL):** Example: Goodyear® White Flexwing® 150 psi WP; FDA, 3-A, and USDA.
- COUPLINGS:** Contact fitting manufacturer for proper fitting recommendations and coupling procedure.
- NON-STOCK/SIZES:** For special production run minimum requirements, see Appendix D.
- ORDER CODES:** 549-151

### WHITE FLEXWING®

ID		NOM. OD		MAX. WP		BEND RADIUS		VACUUM HG		WEIGHT	
in.	mm.	in.	mm.	psi	Mpa	in.	mm.	in.	mm.	lb./ft.	kg./m.
3/4	19.1	1.20	30.5	150	1.03	2	51	29	737	0.47	0.70
1	25.4	1.44	36.6	150	1.03	3	76	29	737	0.57	0.85
1¼	31.8	1.70	43.2	150	1.03	4	102	29	737	0.69	1.03
1½	38.1	1.97	50.0	150	1.03	4	102	29	737	0.86	1.28
2	50.8	2.53	64.3	150	1.03	5	114	29	737	1.23	1.83
2½	63.5	3.10	78.7	150	1.03	6	146	29	737	1.81	2.69
3	76.2	3.60	91.4	150	1.03	7	178	29	737	2.16	3.21
4	101.6	4.64	117.9	150	1.03	10	254	29	737	3.05	4.54
5	127.0	5.97	151.6	150	1.03	20	508	29	737	5.73	8.53

For Goodyear Engineered Products food hose compliance information, see Appendix C.

## PLICORD® GRAY FOOD



### Product Specifications



- APPLICATION:** A flexible hose for gravity flow, pressure, or suction service transferring edibles from tank truck and in-plant service.
- CONSTRUCTION**
  - TUBE:** White Chemivic™ synthetic rubber (FDA/USDA compliant and conforms to 3-A Sanitary Standard 18-03)
  - COVER:** Gray Chemivic synthetic rubber (wrapped impression)
- REINFORCEMENT:** Spiral-ply synthetic fabric with Galvanized Wire helix
- TEMPERATURE:** -25°F to 230°F (-32°C to 110°C)
- PACKAGING:** 100' length, coiled, polywrapped
- BRANDING (SPIRAL):** Example: Goodyear® Plicord® Gray Food; FDA, 3-A, and USDA 150 psi.
- COUPLINGS:** Contact fitting manufacturer for proper fitting recommendations and coupling procedure.
- NON-STOCK/SIZES:** For special production run minimum requirements, see Appendix D.
- ORDER CODES:** 549-834

### PLICORD® GRAY FOOD

ID		NOM. OD		MAX. WP		BEND RADIUS		VACUUM HG		WEIGHT	
in.	mm.	in.	mm.	psi	Mpa	in.	mm.	in.	mm.	lb./ft.	kg./m.
1	25.4	1.45	36.7	150	1.03	3	75	29	737	0.58	0.86
1½	38.1	1.97	50.0	150	1.03	4	102	29	737	0.85	1.26
2	50.8	2.59	65.8	150	1.03	5	114	29	737	1.42	2.11
2½	63.5	3.09	78.5	150	1.03	6	152	29	737	1.77	2.63
3	76.2	3.59	91.2	150	1.03	7	178	29	737	2.10	3.13
4	101.6	4.68	118.9	150	1.03	10	254	29	737	3.19	4.75

For Goodyear Engineered Products food hose compliance information, see Appendix C.

AIR &  
MULTIPURPOSE  
General Purpose  
Heavy Duty  
Push-on

CHEMICAL  
TRANSFER

CLEANING  
EQUIPMENT

FOOD  
Transfer  
Washdown

MARINE

MATERIAL  
HANDLING  
Abrasives  
Bulk Transfer  
Cement & Concrete

MINING

PETROLEUM  
Aircraft Fueling  
Dispensing  
Dock  
Transfer

SPRAY

STEAM

VACUUM

VEYANCE

WATER  
Discharge  
Suction &  
Discharge  
Washdown

WELDING

COUPLING  
SYSTEMS

APPENDIX

AIR &  
MULTIPURPOSE  
*General Purpose  
Heavy Duty  
Push-on*

CHEMICAL  
TRANSFER

CLEANING  
EQUIPMENT

**FOOD**  
*Transfer  
Washdown*

MARINE

MATERIAL  
HANDLING  
*Abrasives  
Bulk Transfer  
Cement & Concrete*

MINING

PETROLEUM  
*Aircraft Fueling  
Dispensing  
Dock  
Transfer*

SPRAY

STEAM

VACUUM

VEYANCE

WATER  
*Discharge  
Suction &  
Discharge  
Washdown*

WELDING

COUPLING  
SYSTEMS

APPENDIX

## GRAY FLEXTRA® LT



### Product Specifications

- APPLICATION:** A lightweight, highly flexible hose used for transferring edibles in gravity flow, pressure, or suction service. Larger I.D. sizes (5" and 6") applicable as "must" hoses in the wine industry.
- CONSTRUCTION**
- TUBE:** White Chemivic™ (complies with FDA, USDA and 3-A)
- COVER:** Gray Chemivic™ (corrugated, wrapped impression)
- REINFORCEMENT:** Synthetic textile fabric plies and two galvanized wire helix
- TEMPERATURE:** -25°F to 212°F (-32°C to 100°C)
- PACKAGING:** Coiled-polyethylene wrapped/bagel pack
- BRANDING (SPIRAL):** Example: Goodyear® Gray Flextra® LT 150 psi WP; FDA, 3-A and USDA.
- COUPLINGS:** Contact fitting manufacturer for proper fitting recommendation and coupling procedure.
- NON-STOCK/SIZES:** For special production run minimum requirements, see Appendix D.
- ORDER CODES:** 549-357

### GRAY FLEXTRA® LT

ID		NOM. OD		MAX. WP		BEND RADIUS		VACUUM HG		WEIGHT	
in.	mm.	in.	mm.	psi	Mpa	in.	mm.	in.	mm.	lb./ft.	kg./m.
1½	38.1	1.92	48.8	150	1.03	3	64	29	737	0.77	1.15
2	50.8	2.44	62.0	150	1.03	3	76	29	737	1.00	1.49
2½	63.5	3.00	76.2	150	1.03	5	127	29	737	1.46	2.17
3	76.2	3.51	89.2	150	1.03	6	140	29	737	1.95	2.90
4	101.6	4.55	115.6	150	1.03	7	191	29	737	2.59	3.85
5	127.0	5.66	143.8	150	1.03	12	305	29	737	3.84	5.71
6	152.4	6.66	169.2	150	1.03	17	432	29	737	4.55	6.77

For Goodyear Engineered Products food hose compliance information, see Appendix C.

## EXSTATIC®



### Product Specifications



- APPLICATION:** Exstatic® hose is for tank truck and/or in-plant transfer of dry, bulk foodstuffs where there is a potential for electrical static build-up.
- CONSTRUCTION**
  - TUBE:** FDA UHMWPE (static dissipating/static conductive) has FDA/USDA compliant materials
  - COVER:** Blue Plioflex® synthetic rubber (corrugated)/spiral transfer brand (wrapped impression)
- REINFORCEMENT:** Spiral-ply synthetic fabric with double wire helix
- TEMPERATURE:** -25°F to 180°F (-32°C to 82°C)
- PACKAGING:** 100' length, coiled, polywrapped
- BRANDING (SPIRAL):** Example: Goodyear® Plicord® Exstatic® FDA Dry Material handling 150 psi.
- COUPLINGS:** Contact fitting manufacturer for proper fitting recommendation and coupling procedure. Use Goodyear Engineered Products Insta-Lock Cam & Groove Fittings with this product. See the Couplings Systems information pages at the back of the catalog.
- NON-STOCK/SIZES:** For special production run minimum requirements, see Appendix D.
- ORDER CODES:** 549-608

### EXSTATIC®

ID		NOM. OD		MAX. WP		BEND RADIUS		VACUUM HG		WEIGHT	
in.	mm.	in.	mm.	psi	Mpa	in.	mm.	in.	mm.	lb./ft.	kg./m.
2	50.8	2.50	63.5	150	1.03	8	203	29	737	1.07	1.59
3	76.2	3.56	90.4	150	1.03	12	305	29	737	1.83	2.72
4	101.6	4.59	116.6	150	1.03	16	406	29	737	2.49	3.71
5	127.0	5.67	144.0	150	1.03	20	508	29	737	3.69	5.49

For Goodyear Engineered Products food hose compliance information, see Appendix C.

AIR &  
MULTIPURPOSE  
General Purpose  
Heavy Duty  
Push-on

CHEMICAL  
TRANSFER

CLEANING  
EQUIPMENT

FOOD  
Transfer  
Washdown

MARINE

MATERIAL  
HANDLING  
Abrasives  
Bulk Transfer  
Cement & Concrete

MINING

PETROLEUM  
Aircraft Fueling  
Dispensing  
Dock  
Transfer

SPRAY

STEAM

VACUUM

VEYANCE

WATER  
Discharge  
Suction &  
Discharge  
Washdown

WELDING

COUPLING  
SYSTEMS

APPENDIX

AIR &  
MULTIPURPOSE  
*General Purpose*  
*Heavy Duty*  
*Push-on*

CHEMICAL  
TRANSFER

CLEANING  
EQUIPMENT

FOOD  
*Transfer*  
*Washdown*

MARINE

MATERIAL  
HANDLING  
*Abrasives*  
*Bulk Transfer*  
*Cement & Concrete*

MINING

PETROLEUM  
*Aircraft Fueling*  
*Dispensing*  
*Dock*  
*Transfer*

SPRAY

STEAM

VACUUM

VEYANCE

WATER  
*Discharge*  
*Suction &*  
*Discharge*  
*Washdown*

WELDING

COUPLING  
SYSTEMS

APPENDIX

## HARVEST™



### Product Specifications

- APPLICATION:** For tank truck and/or in-plant applications for the transfer of dry, nonoily bulk foodstuffs.
- CONSTRUCTION TUBE:** FDA, White Pureten™ (natural rubber) (FDA/USDA compliant and conforms to 3-A Sanitary Standard 18-03)
- COVER:** Gray Versigard® synthetic rubber (corrugated)/orange branding tape (wrapped impression)
- REINFORCEMENT:** Spiral-ply synthetic fabric with double galvanized wire helix
- TEMPERATURE:** -25°F to 180°F (-32°C to 82°C)
- PACKAGING:** 100' length, coiled, polywrapped
- BRANDING (SPIRAL):** Example: Goodyear® Harvest™ 150 psi WP; FDA/USDA.
- COUPLINGS:** Contact fitting manufacturer for proper fitting recommendation and coupling procedure.
- NON-STOCK/SIZES:** For special production run minimum requirements, see Appendix D.
- ORDER CODES:** 549-627

### HARVEST™

ID		NOM. OD		MAX. WP		BEND RADIUS		VACUUM HG		WEIGHT	
in.	mm.	in.	mm.	psi	Mpa	in.	mm.	in.	mm.	lb./ft.	kg./m.
2	50.8	2.73	69.3	150	1.03	5	127	29	737	1.57	2.34
3	76.2	3.74	95.0	150	1.03	7	178	29	737	2.32	3.45
4	101.6	4.78	121.4	150	1.03	10	254	29	737	3.44	5.12
5	127.0	5.91	150.1	150	1.03	15	381	29	737	4.76	7.08

For Goodyear Engineered Products food hose compliance information, see Appendix C.

## NUTRIFLO® SUCTION AND DISCHARGE HOSE



### Product Specifications



- APPLICATION:** For handling almost every type of dry bulk food material or liquid in gravity flow and vacuum service. Nutriflo conforms to USDA Meat and Poultry, 3-A Sanitary, and FDA Standards and is used for the transmission of raw and pasteurized milk and other high water content dairy items.
- CONSTRUCTION**  
**TUBE:** Clear Pliovic® (FDA, 3-A, USDA compliant), NSF-61
- COVER:** Clear Pliovic
- REINFORCEMENT:** White or Clear high-density Pliovic® helix
- TEMPERATURE:** -15°F to 158°F (-26°C to 70°C)
- PACKAGING:** 100' length, coiled, polywrapped
- BRANDING:** Not branded
- COUPLINGS:** Contact fitting manufacturer for proper fitting recommendation and coupling procedure.
- NON-STOCK/SIZES:** For special production run minimum requirements, see Appendix D.
- ORDER CODES:** 586-416 (white)      586-421 (clear)

### NUTRIFLO®

ID		NOM. OD		MAX. WP		BEND RADIUS		VACUUM HG		WEIGHT	
in.	mm.	in.	mm.	psi	Mpa	in.	mm.	in.	mm.	lb./ft.	kg./m.
3/4	19.1	0.99	25.2	120	0.83	3	83	29	737	0.18	0.27
1	25.4	1.24	31.5	106	0.73	5	114	29	737	0.26	0.39
1¼	31.8	1.55	39.4	99	0.68	5	127	29	737	0.36	0.54
1½	38.1	1.78	45.2	89	0.61	6	152	29	737	0.43	0.64
2	50.8	2.37	60.2	79	0.54	8	203	29	737	0.67	1.00
2½	63.5	2.89	73.4	65	0.45	10	254	29	737	0.89	1.32
3	76.2	3.48	88.4	65	0.45	12	305	29	737	1.15	1.71
4	101.6	4.50	114.3	55	0.38	16	406	29	737	1.65	2.46
6	152.4	6.63	168.4	47	0.32	36	914	29	737	3.39	5.04

For Goodyear Engineered Products food hose compliance information, see Appendix C.

AIR &  
MULTIPURPOSE  
General Purpose  
Heavy Duty  
Push-on

CHEMICAL  
TRANSFER

CLEANING  
EQUIPMENT

FOOD  
Transfer  
Washdown

MARINE

MATERIAL  
HANDLING  
Abrasives  
Bulk Transfer  
Cement & Concrete

MINING

PETROLEUM  
Aircraft Fueling  
Dispensing  
Dock  
Transfer

SPRAY

STEAM

VACUUM

VEYANCE

WATER  
Discharge  
Suction &  
Discharge  
Washdown

WELDING

COUPLING  
SYSTEMS

APPENDIX

AIR &  
MULTIPURPOSE  
*General Purpose  
Heavy Duty  
Push-on*

CHEMICAL  
TRANSFER

CLEANING  
EQUIPMENT

**FOOD**  
*Transfer  
Washdown*

MARINE

MATERIAL  
HANDLING  
*Abrasives  
Bulk Transfer  
Cement & Concrete*

MINING

PETROLEUM  
*Aircraft Fueling  
Dispensing  
Dock  
Transfer*

SPRAY

STEAM

VACUUM

VEYANCE

WATER  
*Discharge  
Suction &  
Discharge  
Washdown*

WELDING

COUPLING  
SYSTEMS

APPENDIX

## NUTRIFLEX™ SUCTION AND DISCHARGE HOSE



### Product Specifications

- APPLICATION:** Nutriflex™ S&D hose is capable of handling almost every type of dry bulk food material or liquid in gravity flow and vacuum service. Nutriflex conforms to USDA Meat and Poultry, 3-A Sanitary, and FDA Standards and is used for transmission of raw and pasteurized milk and other high water content dairy items.
- CONSTRUCTION**  
**TUBE:** Clear Pliovic® (FDA, 3-A, USDA compliant), NSF-61
- COVER:** Clear Pliovic (corrugated construction)
- REINFORCEMENT:** Clear high-density rigid Pliovic® helix
- TEMPERATURE:** -15°F to 158°F (-26°C to 70°C)
- PACKAGING:** 100' length, coiled, polywrapped
- BRANDING:** Not branded
- COUPLINGS:** Contact fitting manufacturer for proper fitting recommendation and coupling procedure.
- NON-STOCK/SIZES:** For special production run minimum requirements, see Appendix D.
- ORDER CODES:** 586-417 (white)      586-422 (clear)

### NUTRIFLEX™

ID		NOM. OD		MAX. WP		BEND RADIUS		VACUUM HG		WEIGHT	
in.	mm.	in.	mm.	psi	Mpa	in.	mm.	in.	mm.	lb./ft.	kg./m.
1	25.4	1.29	32.8	60	0.41	2	38	29	737	0.22	0.33
1¼	31.8	1.56	39.6	50	0.34	3	64	29	737	0.28	0.42
1½	38.1	1.88	47.8	50	0.34	4	81	29	737	0.31	0.46
2	50.8	2.43	61.7	40	0.28	4	81	29	737	0.51	0.76
2½	63.5	3.00	76.2	35	0.24	5	114	29	737	0.82	1.22
3	76.2	3.58	90.9	35	0.24	7	165	29	737	1.05	1.56
4	101.6	4.71	119.6	35	0.24	10	264	29	737	1.67	2.49
5	127.0	5.62	142.8	25	0.17	30	747	29	737	2.03	3.02
6	152.4	6.72	170.7	25	0.17	30	747	29	737	2.27	3.38

For Goodyear Engineered Products food hose compliance information, see Appendix C.



## NUTRIFLEX® STATIC WIRE



### Product Specifications

- APPLICATION:** For handling almost every type of dry bulk food material or liquid in gravity flow and vacuum service. Nutriflex Static Wire conforms to USDA Meat and Poultry, 3-A Sanitary, and FDA Standards and is recommended for transmission of powder pellets or granular materials.
- CONSTRUCTION**
  - TUBE:** Clear Pliovic® (FDA, 3-A, USDA compliant), NSF-61
  - COVER:** Clear Pliovic (corrugated construction) static wire placed between the tube and cover
- REINFORCEMENT:** Clear, high-density Pliovic® helix
- TEMPERATURE:** -15°F to 158°F (-26°C to 70°C)
- PACKAGING:** 100' length, coiled, polywrapped
- BRANDING:** Not branded
- COUPLINGS:** Contact fitting manufacturer for proper fitting recommendation and coupling procedure.
- NON-STOCK/SIZES:** For special production run minimum requirements, see Appendix D.
- ORDER CODES:** 586-472

### NUTRIFLEX® STATIC WIRE

ID		NOM. OD		MAX. WP		BEND RADIUS		VACUUM HG		WEIGHT	
in.	mm.	in.	mm.	psi	Mpa	in.	mm.	in.	mm.	lb./ft.	kg./m.
1	25.4	1.30	33.0	60	0.41	2	38	29	737	0.23	0.34
1¼	31.8	1.56	39.6	50	0.34	3	64	29	737	0.29	0.43
1½	38.1	1.84	46.8	50	0.34	4	81	29	737	0.36	0.54
1¾	44.5	2.09	53.1	45	0.31	4	81	29	737	0.40	0.60
2	50.8	2.43	61.7	40	0.28	4	89	29	737	0.52	0.77
2½	63.5	3.00	76.2	35	0.24	5	114	29	737	0.80	1.19
3	76.2	3.58	90.9	35	0.24	7	165	29	737	1.09	1.62
4	101.6	4.65	118.1	35	0.24	11	264	29	737	1.51	2.25
5	127.0	5.75	146.1	35	0.24	22	559	29	737	2.15	3.20
6	152.4	6.87	174.5	25	0.17	30	747	28	711	2.98	4.43

For Goodyear Engineered Products food hose compliance information, see Appendix C.

AIR &  
MULTIPURPOSE  
General Purpose  
Heavy Duty  
Push-on

CHEMICAL  
TRANSFER

CLEANING  
EQUIPMENT

FOOD  
Transfer  
Washdown

MARINE

MATERIAL  
HANDLING  
Abrasives  
Bulk Transfer  
Cement & Concrete

MINING

PETROLEUM  
Aircraft Fueling  
Dispensing  
Dock  
Transfer

SPRAY

STEAM

VACUUM

VEYANCE

WATER  
Discharge  
Suction &  
Discharge  
Washdown

WELDING

COUPLING  
SYSTEMS

APPENDIX

AIR &  
MULTIPURPOSE  
*General Purpose  
Heavy Duty  
Push-on*

CHEMICAL  
TRANSFER

CLEANING  
EQUIPMENT

**FOOD**  
*Transfer  
Washdown*

MARINE

MATERIAL  
HANDLING  
*Abrasives  
Bulk Transfer  
Cement & Concrete*

MINING

PETROLEUM  
*Aircraft Fueling  
Dispensing  
Dock  
Transfer*

SPRAY

STEAM

VACUUM

VEYANCE

WATER  
*Discharge  
Suction &  
Discharge  
Washdown*

WELDING

COUPLING  
SYSTEMS

APPENDIX

## PLICORD® BLUE FLOUR



### Product Specifications

- APPLICATION:** Tank truck or in-plant service hose is for discharge transfer of abrasive materials and dry foods such as flour, cake mixes, etc.
- CONSTRUCTION**
- TUBE:** 3/16" gauge white Pureten™ tube (FDA compliant)
- COVER:** Blue Plioflex® rubber (wrapped impression)
- REINFORCEMENT:** Spiral-plied synthetic fabric with 2 antistatic wires
- TEMPERATURE:** -40°F to 180°F (-40°C to 82°C)
- PACKAGING:** 100' length, coiled, polywrapped
- BRANDING (SPIRAL):** Example: Goodyear® Plicord® Blue Flour Discharge FDA 150 psi.
- COUPLINGS:** Contact fitting manufacturer for proper fitting recommendation and coupling procedure.
- NON-STOCK/SIZES:** For special production run minimum requirements, see Appendix D.
- ORDER CODES:** 549-503

### PLICORD® BLUE FLOUR

ID		NOM. OD		MAX. WP		WEIGHT	
in.	mm.	in.	mm.	psi	Mpa	lb./ft.	kg./m.
2	50.8	2.68	68.1	150	1.03	1.39	2.07
3	76.2	3.69	93.7	150	1.03	2.02	3.01
4	101.6	4.71	119.6	150	1.03	2.63	3.91
5	127.0	5.72	145.3	150	1.03	3.27	4.87

For Goodyear Engineered Products food hose compliance information, see Appendix C.

## PLICORD® BREWLINER®



### Product Specifications



- APPLICATION:** A quality discharge hose designed specifically for the highly demanding service of transferring nonoily liquid products in wineries and breweries.
- CONSTRUCTION**
  - TUBE:** White chlorobutyl rubber (FDA/USDA compliant and conforms to 3-A Sanitary Standard 18-03)
  - COVER:** Red Versigard® with a white spiral stripe (wrapped impression)
- REINFORCEMENT:** Spiral-plied synthetic fabric, 4 plies to 1½" I.D.; 6 plies over 1½" I.D.
- TEMPERATURE:** -40°F to 220°F (-40°C to 104°C)
- PACKAGING:** 100' length, coiled, polywrapped
- BRANDING:** Example: Goodyear® Plicord® Brewline® hose 250 psi; FDA, 3-A, and USDA.
- COUPLINGS:** Contact fitting manufacturer for proper fitting recommendation and coupling procedure.
- NON-STOCK/SIZES:** For special production run minimum requirements, see Appendix D.
- ORDER CODES:** 549-885

### PLICORD® BREWLINER®

ID		NOM. OD		MAX. WP		BEND RADIUS		WEIGHT	
in.	mm.	in.	mm.	psi	Mpa	in.	mm.	lb./ft.	kg./m.
3/4	19.1	1.34	34.0	250	1.72	20	508	0.54	0.80
1	25.4	1.69	42.9	250	1.72	20	508	0.81	1.21
1¼	31.8	2.00	50.8	250	1.72	20	508	1.05	1.56
1½	38.1	2.23	56.6	250	1.72	20	508	1.19	1.77
2	50.8	2.88	73.2	250	1.72	20	508	1.86	2.77
2½	63.5	3.51	89.2	250	1.72	20	508	2.66	3.96
3	76.2	4.09	103.9	250	1.72	20	508	3.57	5.31
4	101.6	5.31	134.9	250	1.72	20	508	5.43	8.08

For Goodyear Engineered Products food hose compliance information, see Appendix C.

AIR &  
MULTIPURPOSE  
General Purpose  
Heavy Duty  
Push-on

CHEMICAL  
TRANSFER

CLEANING  
EQUIPMENT

FOOD  
Transfer  
Washdown

MARINE

MATERIAL  
HANDLING  
Abrasives  
Bulk Transfer  
Cement & Concrete

MINING

PETROLEUM  
Aircraft Fueling  
Dispensing  
Dock  
Transfer

SPRAY

STEAM

VACUUM

VEYANCE

WATER  
Discharge  
Suction &  
Discharge  
Washdown

WELDING

COUPLING  
SYSTEMS

APPENDIX

AIR &  
MULTIPURPOSE  
General Purpose  
Heavy Duty  
Push-on

CHEMICAL  
TRANSFER

CLEANING  
EQUIPMENT

**FOOD**  
Transfer  
Washdown

MARINE

MATERIAL  
HANDLING  
Abrasives  
Bulk Transfer  
Cement & Concrete

MINING

PETROLEUM  
Aircraft Fueling  
Dispensing  
Dock  
Transfer

SPRAY

STEAM

VACUUM

VEYANCE

WATER  
Discharge  
Suction &  
Discharge  
Washdown

WELDING

COUPLING  
SYSTEMS

APPENDIX

## PLICORD® EXTREMEFLEX™



### Product Specifications

- APPLICATION:** A high-tech, flexible corrugated hose with pretzel-like agility and proven performance. Best of all, it's available at a non-corrugated price, making it a great value. With ExtremeFlex, there's even more to appreciate:
- **Flexible Handling:** Easier to move in and out of tight spaces and around sharp corners.
  - **Lightweight:** Easier to lift and carry, so there are fewer workplace injuries.
  - **Lower Force to Bend:** Easier to connect and disconnect, keeping productivity high.
- CONSTRUCTION TUBE:** White Chemivic™ synthetic rubber (FDA/USDA compliant and conforms to 3-A Sanitary Standard 18-03)
- COVER:** White or gray Chemivic™ corrugated synthetic rubber (wrapped impression)
- REINFORCEMENT:** Spiral-plied synthetic fabric with galvanized wire helix
- TEMPERATURE:** -25°F to 212°F (-32°C to 100°C)
- PACKAGING:** Coiled & polywrapped
- BRANDING (SPIRAL):** Goodyear® Plicord® ExtremeFlex® Food Grade 150 PSI WP
- COUPLINGS:** Contact fitting manufacturer for proper fitting recommendations and coupling procedure
- NON-STOCK/SIZES:** 400' minimum order
- ORDER CODES:** 549-462 (white)      549-164 (gray)

### EXTREMEFLEX FOOD GRADE

ID		NOM. OD		MAX. WP		BEND RADIUS		VACUUM HG		WEIGHT	
in.	mm.	in.	mm.	psi	Mpa	in.	mm.	in.	mm.	lb./ft.	kg./m
2	51.2	2.4	62.0	150	1.03	2	51	29	737	1.00	1.48
2½	63.7	3.0	77.5	150	1.03	2½	63	29	737	1.61	2.38
3	76.1	3.5	89.9	150	1.03	3	76	29	737	1.89	2.79
4	102.1	4.6	116.6	150	1.03	4	102	29	737	2.69	3.98

For Goodyear Engineered Products food compliance information, see Appendix C.



## PLICORD® WINELINE®



### Product Specifications



- APPLICATION:** A quality, nontoxic hose for handling wine, potable water, and other nonoily liquid food products where the hose must meet FDA requirements. For discharge service and suction service up to 20" hg vacuum at ambient temperature.
- CONSTRUCTION TUBE:** White chlorobutyl rubber (FDA/USDA compliant and conforms to 3-A Sanitary Standard 18-03)
- COVER:** White Versigard® rubber with a purple spiral stripe (wrapped impression)
- REINFORCEMENT:** Spiral-ply synthetic fabric, 4 plies to 1½" I.D.; 6 plies over 1½" I.D.
- TEMPERATURE:** -40°F to 220°F (-40°C to 104°C)
- PACKAGING:** 100' length, coiled, polywrapped
- BRANDING (SPIRAL):** Example: Goodyear® Plicord® Winline® hose 250 psi; FDA, 3-A, and USDA.
- COUPLINGS:** Contact fitting manufacturer for proper fitting recommendation and coupling procedure.
- NON-STOCK/SIZES:** For special production run minimum requirements, see Appendix D.
- ORDER CODES:** 549-887

### PLICORD® WINELINE®

ID		NOM. OD		MAX. WP		BEND RADIUS		WEIGHT	
in.	mm.	in.	mm.	psi	Mpa	in.	mm.	lb./ft.	kg./m.
3/4	19.1	1.39	35.3	250	1.72	20	508	0.60	0.89
1	25.4	1.69	42.9	250	1.72	20	508	0.80	1.19
1¼	31.8	2.00	50.8	250	1.72	20	508	1.04	1.55
1½	38.1	2.23	56.6	250	1.72	20	508	1.20	1.79
2	50.8	2.92	74.2	250	1.72	20	508	1.98	2.95
2½	63.5	3.50	88.9	250	1.72	20	508	2.65	3.94
3	76.2	4.09	103.9	250	1.72	20	508	3.55	5.28
4	101.6	5.30	134.6	250	1.72	20	508	5.40	8.04

For Goodyear Engineered Products food hose compliance information, see Appendix C.

AIR &  
MULTIPURPOSE  
General Purpose  
Heavy Duty  
Push-on

CHEMICAL  
TRANSFER

CLEANING  
EQUIPMENT

FOOD  
Transfer  
Washdown

MARINE

MATERIAL  
HANDLING  
Abrasives  
Bulk Transfer  
Cement & Concrete

MINING

PETROLEUM  
Aircraft Fueling  
Dispensing  
Dock  
Transfer

SPRAY

STEAM

VACUUM

VEYANCE

WATER  
Discharge  
Suction &  
Discharge  
Washdown

WELDING

COUPLING  
SYSTEMS

APPENDIX

AIR &  
MULTIPURPOSE  
*General Purpose  
Heavy Duty  
Push-on*

CHEMICAL  
TRANSFER

CLEANING  
EQUIPMENT

**FOOD**  
*Transfer  
Washdown*

MARINE

MATERIAL  
HANDLING  
*Abrasives  
Bulk Transfer  
Cement & Concrete*

MINING

PETROLEUM  
*Aircraft Fueling  
Dispensing  
Dock  
Transfer*

SPRAY

STEAM

VACUUM

VEYANCE

WATER  
*Discharge  
Suction &  
Discharge  
Washdown*

WELDING

COUPLING  
SYSTEMS

APPENDIX

## PLIOVIC® FG (FDA-3A)



### Product Specifications



- APPLICATION:** A versatile, lightweight, reinforced tubing for the food and beverage, general air, multipurpose, pharmaceutical and cosmetics industries; computer component manufacturers; textile mills; and air-actuated equipment.
- CONSTRUCTION**  
**TUBE:** Clear Pliovic® compound, conforms to FDA, USDA, NSF-61 and 3-A standards
- COVER:** Clear Pliovic compound, conforms to FDA, USDA, NSF-61 and 3-A standards
- REINFORCEMENT:** Spiral synthetic yarn
- TEMPERATURE:** -10°F to 158°F (-23°C to 70°C)
- PACKAGING:** 1/4" – 5/8" 300' Bagel Pack, one piece  
3/4" and 1" 200' Bagel Pack, one piece
- BRANDING:** Example: Goodyear® Pliovic® FG 3/8" ID (9.5 mm) 250 psi WP (1.7 Mpa). Made in USA.
- COUPLINGS:** Contact fitting manufacturer for proper fitting recommendation and coupling procedure.
- NON-STOCK/SIZES:** Contact customer service for availability on cut, coiled, and tied hose lengths.
- ORDER CODES:** 540-337

### PLIOVIC® FG

ID		NOM. OD		MAX. WP		WEIGHT	
in.	mm.	in.	mm.	psi	Mpa	lb./ft.	kg./m.
1/4	6.4	0.44	11.2	250	1.72	0.05	0.07
5/16	7.9	0.50	12.7	250	1.72	0.07	0.10
3/8	9.5	0.59	15.0	250	1.72	0.08	0.12
1/2	12.7	0.75	19.1	200	1.38	0.12	0.18
5/8	15.9	0.87	22.1	200	1.38	0.15	0.22
3/4	19.1	1.02	25.9	150	1.03	0.19	0.28
1	25.4	1.34	34.0	125	0.86	0.31	0.46
1¼	31.75	1.72	43.6	125	0.86	0.60	0.89
1½	38.1	1.98	50.2	125	0.86	0.72	1.07
2	50.8	2.51	63.8	100	0.69	1.00	1.48

For Goodyear Engineered Products food hose compliance information, see Appendix C.

## POTABLE WATER



### Product Specifications

- APPLICATION:** Designed to handle water suitable for drinking. Used in oilfield or industrial applications. Used in discharge service only. This hose is not NSF approved.
- CONSTRUCTION**
  - TUBE:** White natural rubber (complies with FDA requirements)
  - COVER:** Blue SBR (smooth, wrapped impression)
- REINFORCEMENT:** Synthetic textile fabric plies
- TEMPERATURE:** -40°F to 180°F (-40°C to 82°C)
- PACKAGING:** Coiled-polyethylene wrapped/bagel pack
- BRANDING (SPIRAL):** Example: Goodyear® Potable Water Hose.
- COUPLINGS:** Contact fitting manufacturer for proper fitting recommendation and coupling procedure.
- NON-STOCK/SIZES:** For special production run minimum requirements, see Appendix D.
- ORDER CODES:** 542-445

### POTABLE WATER

ID		NOM. OD		MAX. WP		WEIGHT	
in.	mm.	in.	mm.	psi	Mpa	lb./ft.	kg./m.
1	25.4	1.49	37.9	250	1.72	0.55	0.82
1½	38.1	1.98	50.3	250	1.38	0.77	1.15
2	50.8	2.50	63.5	150	1.03	0.96	1.43
3	76.2	3.58	91.0	150	1.03	1.72	2.56
4	101.6	4.56	115.8	150	1.03	1.99	2.96

For Goodyear Engineered Products food hose compliance information, see Appendix C.

AIR &  
MULTIPURPOSE  
General Purpose  
Heavy Duty  
Push-on

CHEMICAL  
TRANSFER

CLEANING  
EQUIPMENT

FOOD  
Transfer  
Washdown

MARINE

MATERIAL  
HANDLING  
Abrasives  
Bulk Transfer  
Cement & Concrete

MINING

PETROLEUM  
Aircraft Fueling  
Dispensing  
Dock  
Transfer

SPRAY

STEAM

VACUUM

VEYANCE

WATER  
Discharge  
Suction &  
Discharge  
Washdown

WELDING

COUPLING  
SYSTEMS

APPENDIX

AIR &  
MULTIPURPOSE  
*General Purpose  
Heavy Duty  
Push-on*

CHEMICAL  
TRANSFER

CLEANING  
EQUIPMENT

**FOOD**  
*Transfer  
Washdown*

MARINE

MATERIAL  
HANDLING  
*Abrasives  
Bulk Transfer  
Cement & Concrete*

MINING

PETROLEUM  
*Aircraft Fueling  
Dispensing  
Dock  
Transfer*

SPRAY

STEAM

VACUUM

VEYANCE

WATER  
*Discharge  
Suction &  
Discharge  
Washdown*

WELDING

COUPLING  
SYSTEMS

APPENDIX

## VINTNER™



### Product Specifications

- APPLICATION:** For handling in-plant and/or tank truck transfer of wine, beer, potable water and other nonoily, liquid foodstuffs.
- CONSTRUCTION**  
**TUBE:** White Chlorobutyl (FDA/USDA compliant and conforms to 3-A Sanitary Standard 18-03)
- COVER:** Gray Versigard® synthetic rubber (wrapped) / purple branding tape
- REINFORCEMENT:** Spiral-plyed synthetic fabric with Monofilament Helix
- TEMPERATURE:** - 30°F to 220°F (- 34°C to 104°C)
- PACKAGING:** 100' length, coiled, polywrapped
- BRANDING (SPIRAL):** Example: Goodyear® Plicord® Vintner™ 250 psi; FDA, 3 - A, and USDA.
- COUPLINGS:** Contact fitting manufacturer for proper fitting recommendation and coupling procedure.
- NON-STOCK/SIZES:** For special production run minimum requirements, see Appendix D.
- ORDER CODES:** 549-886

### VINTNER™

ID		NOM. OD		MAX. WP		BEND RADIUS		VACUUM HG		WEIGHT	
in.	mm.	in.	mm.	psi	Mpa	in.	mm.	in.	mm.	lb./ft.	kg./m.
1	25.4	1.62	41.1	250	1.72	3	76	27	686	0.71	1.06
1½	38.1	2.11	53.6	250	1.72	4	102	27	686	0.98	1.46
2	50.8	2.68	68.1	250	1.72	7	178	27	686	1.38	2.05
2½	63.5	3.21	81.5	250	1.72	10	254	27	686	1.78	2.65
3	76.2	3.85	97.8	250	1.72	12	305	27	686	2.59	3.86

For Goodyear Engineered Products food hose compliance information, see Appendix C.



## FOOD TRANSFER

Refer to Food Hose Recommendation Guide below for specific hose application capabilities.

### FOOD HOSE RECOMMENDATION GUIDE

TUBE: Compound TUBE: Color	CHEMIVIC WHITE	PURETEN TAN	PURETEN WHITE	CHLOROBUTYL WHITE	PLIOVIC CLEAR
HOSE NAME	WHITE FLEXWING, WHITE FLEXTRA, GRAY FLEXTRA LT, GRAY FOOD, WHITE SOFTWALL	FLEXWING, TAN FLEXTRA, TAN SOFTWALL	BLUE FLOUR DISCHARGE, HARVEST	WINELINE, BREWLINE, VINTNER	PLIOVIC FG, NUTRIFLO, NUTRIFLEX, NUTRIFLEX SW
FOOD					
(B)					
Beet Sugar, granular	I	A	A	X	B
Buttermilk, dried	X	A	A	X	B
(C)					
Cane Sugar, granular	I	A	A	X	B
Cashew Nut Oil	A	X	X	X	X
Castor Oil	A	X	X	X	X
Citric Acid	A	A	A	A	B
Cocoa Butter	A	X	X	X	I
Coconut Oil	A	X	X	X	X
Corn Oil	A	X	X	X	X
Cottonseed Oil	A	X	X	X	X
(F)					
Fish Meal	A	X	X	X	B
Flour	I	A	A	X	
(G)					
Grape Juice	A	X	X	A	B
(L)					
Lactic Acid	A	B	B	B	X
Lard Oil	A	X	X	X	X
Linseed Oil	A	X	X	X	X
Liquor (spirits)	B	X	X	X	B
(M)					
Milk	A	X	X	A	B
Mineral Oil	A	X	X	X	B
Molasses	A	A	A	A	A
(O)					
Olive Oil	A	X	X	X	X
Orange Juice	A	X	X	A	A
(P)					
Palm Oil	A	X	X	X	X
Paraffin	A	X	X	X	B
Peanut Oil	A	X	X	X	X
Potato Flour	I	A	A	X	A
(S)					
Salt, granular, table grade	I	A	A	X	A
Shortening	A	X	X	X	I
Soybean Oil	A	X	X	X	X
Sucrose	A	A	A	X	A
Sugar, granulated	I	A	A	X	A
Sugar, syrup	A	A	A	A	A
(T)					
Tallow	A	X	X	X	X
Tomato Juice, paste & puree sauce	A	X	X	I	B
(V)					
Vegetable Oil	A	X	X	X	X
Vinegar	A	X	X	A	A
(W)					
Water, Potable	A	X	X	A	A
Whiskey	B	X	X	X	X
Wine	A	X	X	A	I

Key: A – Excellent; B – Good; X – Not recommended; I – Insufficient information.

Note: For temperatures in excess of 150°F, consult Customer Service.

AIR &  
MULTIPURPOSE  
General Purpose  
Heavy Duty  
Push-on

CHEMICAL  
TRANSFER

CLEANING  
EQUIPMENT

FOOD  
Transfer  
Washdown

MARINE

MATERIAL  
HANDLING  
Abrasives  
Bulk Transfer  
Cement & Concrete

MINING

PETROLEUM  
Aircraft Fueling  
Dispensing  
Dock  
Transfer

SPRAY

STEAM

VACUUM

VEYANCE

WATER  
Discharge  
Suction &  
Discharge  
Washdown

WELDING

COUPLING  
SYSTEMS

APPENDIX

# FOOD

AIR &  
MULTIPURPOSE  
*General Purpose*  
*Heavy Duty*  
*Push-on*

CHEMICAL  
TRANSFER

CLEANING  
EQUIPMENT

## FOOD WASHDOWN



FOOD  
Transfer  
Washdown

MARINE

MATERIAL  
HANDLING  
*Abrasives*  
*Bulk Transfer*  
*Cement & Concrete*

MINING

PETROLEUM  
*Aircraft Fueling*  
*Dispensing*  
*Dock*  
*Transfer*

SPRAY

STEAM

VACUUM

VEYANCE

WATER  
*Discharge*  
*Suction &*  
*Discharge*  
*Washdown*

WELDING

COUPLING  
SYSTEMS

APPENDIX

	Page	Non-Marking	Superior Oil Resistance Tube and Cover	Superior Abrasion Cover	Anti Microbial Cover	Tapered Nozzle	Wire	Textile
Fortress® 300	81	Yes	Yes	Yes	Yes			Yes
Fortress® 1000	82	Yes	Yes	Yes	Yes			Yes
Fortress® 3000	83	Yes	Yes	Yes	Yes		Yes	
Gauntlet® 1500	59	Yes*	Yes	Yes				Yes
Plicord® Washdown	238					Yes		Yes
Sani-Wash™ 300	88	Yes						Yes
Spectra® 300	85	Yes	Yes					Yes
Spectra® 1000	86	Yes	Yes				Yes	
Spectra® 3000	87	Yes	Yes				Yes	
Blue Fortress® 300	84	Yes	Yes	Yes	Yes			Yes
Super Sani-Wash™ 300	89	Yes			Yes			Yes

\*Nonblack Colors

## FORTRESS® 300 WITH Microban® PRODUCT PROTECTION



### Product Specifications

- APPLICATION:** A high-quality construction for hot water up to 200°F (93°C) cleanup service in food processing plants, dairies, packing houses, bottling plants, breweries, canneries and creameries. Its super abrasion and oil-resistant cover provides maximum protection against the adverse affects of oil and animal fats. The cover of our Fortress® 300 hose incorporates Microban's\*\* antimicrobial built-in product protection.
- CONSTRUCTION TUBE:** Black Nitrile synthetic rubber
- COVER:** Yellow Carbryn™ synthetic rubber, RMA Class A (High Oil Resistance) with Microban® product protection
- REINFORCEMENT:** Spiral synthetic yarn
- TEMPERATURE:** -20°F to 200°F (-29°C to 93°C)
- PACKAGING:** 1/2"– 3/4" 500' reels, maximum 3 pieces, 50' increments  
1" 450' reels, maximum 3 pieces, 50' increments
- BRANDING:** Example: Fortress® 300 with Microban® Antimicrobial Product Protection 3/8" 300 psi WP. Made in USA Goodyear®.
- COUPLINGS:** Use Goodyear Engineered Products pressure washing fittings with this product. See the Couplings Systems information pages at the back of the catalog for available sizes. Refer to the Goodyear Engineered Products Hose Assembly Manual for crimp procedures. Coupled lengths with MxMS fittings and Kink Guards available.
- NON-STOCK/SIZES:** Contact customer service for availability on cut, coiled, and tied hose lengths.
- ORDER CODES:** 569-120 (Yellow) 569-121 (Blue)

### FORTRESS® 300

ID		NOM. OD		MAX. WP		WEIGHT	
in.	mm.	in.	mm.	psi	Mpa	lb./ft.	kg./m.
1/2	12.7	0.90	22.8	300	2.07	0.29	0.43
5/8	15.9	1.06	27.0	300	2.07	0.36	0.54
3/4	19.1	1.19	30.2	300	2.07	0.41	0.61
1	25.4	1.50	38.1	300	2.07	0.60	0.89

\*Microban® antimicrobial product protection inhibits the growth of bacteria, mold, and fungi that can cause odor, stains, or degradation of the hose cover.

Microban® is intended to protect the hose cover only. It is not a substitute for good sanitary practices.

AIR &  
MULTIPURPOSE  
General Purpose  
Heavy Duty  
Push-on

CHEMICAL  
TRANSFER

CLEANING  
EQUIPMENT

FOOD  
Transfer  
Washdown

MARINE

MATERIAL  
HANDLING  
Abrasives  
Bulk Transfer  
Cement & Concrete

MINING

PETROLEUM  
Aircraft Fueling  
Dispensing  
Dock  
Transfer

SPRAY

STEAM

VACUUM

VEYANCE

WATER  
Discharge  
Suction &  
Discharge  
Washdown

WELDING

COUPLING  
SYSTEMS

APPENDIX

AIR &  
MULTIPURPOSE  
General Purpose  
Heavy Duty  
Push-on

CHEMICAL  
TRANSFER

CLEANING  
EQUIPMENT

**FOOD  
Transfer  
Washdown**

MARINE

MATERIAL  
HANDLING  
Abrasives  
Bulk Transfer  
Cement & Concrete

MINING

PETROLEUM  
Aircraft Fueling  
Dispensing  
Dock  
Transfer

SPRAY

STEAM

VACUUM

VEYANCE

WATER  
Discharge  
Suction &  
Discharge  
Washdown

WELDING

COUPLING  
SYSTEMS

APPENDIX

## FORTRESS® 1000 WITH Microban® PRODUCT PROTECTION



### Product Specifications

- APPLICATION:** For use on pressure washer machines with working pressures up to 1000 psi. Applications include washdown service in food processing plants, dairies, packing houses, bottling plants, breweries, canneries and creameries. Its super abrasion and oil-resistant cover provides maximum protection against the adverse affects of oil and animal fats. The cover of our Fortress® Washdown hose incorporates Microban's\*\* antimicrobial built-in product protection.
- CONSTRUCTION**
- TUBE:** Nitrile synthetic rubber
- COVER:** Carbryn™ synthetic rubber, RMA Class A (High Oil Resistance) with Microban® product protection.
- REINFORCEMENT:** Braided (1) synthetic yarn
- TEMPERATURE:** -20°F to 200°F (-29°C to 93°C)
- PACKAGING:** 500' reels, maximum 3 pieces, 50' increments: coupled lengths available
- BRANDING:** Example: Fortress® 1000 with Microban® Antimicrobial Product Protection 3/8" 1000 psi WP. Made in USA Goodyear®.
- COUPLINGS:** Contact fitting manufacturer for proper fitting recommendation and coupling procedure.
- NON-STOCK/SIZES:** For special production run minimum requirements, see Appendix D.
- ORDER CODES:** 536-575 (yellow)    536-583 (red)    536-481 (blue)

### FORTRESS® 1000

ID		NOM. OD		MAX. WP		WEIGHT	
in.	mm.	in.	mm.	psi	Mpa	lb./ft.	kg./m.
1/4	6.4	0.59	15.0	1000	6.9	0.12	0.18
3/8	9.5	0.75	19.1	1000	6.9	0.18	0.27
1/2	12.7	0.86	21.8	1000	6.9	0.20	0.30
3/4	19.1	1.20	30.5	1000	6.9	0.42	0.62

\*Microban® antimicrobial product protection inhibits the growth of bacteria, mold, and fungi that can cause odor, stains, or degradation of the hose cover.

Microban® is intended to protect the hose cover only. It is not a substitute for good sanitary practices.

## FORTRESS® 3000 WITH Microban® PRODUCT PROTECTION



### Product Specifications

- APPLICATION:** Fortress® 3000 is for use on pressure washer machines with working pressures up to 3000 psi. Applications include washdown service in food processing plants, dairies, packing houses, bottling plants, breweries, canneries and creameries. Its super abrasion and oil-resistant cover provides maximum protection against the adverse effects of oil and animal fats. The cover of Fortress® Washdown hose incorporates Microban's®\* antimicrobial built-in product protection.
- CONSTRUCTION TUBE:** Nitrile synthetic rubber
- COVER:** Carbryn™ synthetic rubber, RMA Class A (High Oil Resistance) with Microban® built-in product protection.
- REINFORCEMENT:** Braided (1) steel wire
- TEMPERATURE:** -20°F to 250°F (-29°C to 121°C)
- PACKAGING:** 500' reel, maximum 3 pieces, 50' increments: coupled lengths available
- BRANDING:** Example: Fortress® 3000 with Microban® Antimicrobial Product Protection 3/8" 3000 psi WP. Made in USA Goodyear®.
- COUPLINGS:** Use Goodyear Engineered Products pressure washing fittings with this product. See the Couplings Systems information pages at the back of the catalog for available sizes. Refer to the Goodyear Engineered Products Hose Assembly Manual for crimp procedures. Coupled lengths with MxMS fittings and Kink Guards available.
- NON-STOCK/SIZES:** For special production run minimum requirements, see Appendix D.
- ORDER CODES:** 539-400 (Yellow)    539-401 (Blue)

### FORTRESS® 3000

ID		NOM. OD		MAX. WP		WEIGHT	
in.	mm.	in.	mm.	psi	Mpa	lb./ft.	kg./m.
1/4	6.4	0.53	13.5	3000	20.69	0.15	0.22
3/8	9.5	0.69	17.5	3000	20.69	0.24	0.36
1/2	12.7	0.82	20.8	3000	20.69	0.32	0.48

\*Microban® antimicrobial product protection inhibits the growth of bacteria, mold, and fungi that can cause odor, stains, or degradation of the hose cover.

Microban® is intended to protect the hose cover only. It is not a substitute for good sanitary practices.

AIR &  
MULTIPURPOSE  
General Purpose  
Heavy Duty  
Push-on

CHEMICAL  
TRANSFER

CLEANING  
EQUIPMENT

FOOD  
Transfer  
Washdown

MARINE

MATERIAL  
HANDLING  
Abrasives  
Bulk Transfer  
Cement & Concrete

MINING

PETROLEUM  
Aircraft Fueling  
Dispensing  
Dock  
Transfer

SPRAY

STEAM

VACUUM

VEYANCE

WATER  
Discharge  
Suction &  
Discharge  
Washdown

WELDING

COUPLING  
SYSTEMS

APPENDIX

AIR &  
MULTIPURPOSE  
*General Purpose  
Heavy Duty  
Push-on*

CHEMICAL  
TRANSFER

CLEANING  
EQUIPMENT

FOOD  
Transfer  
Washdown

MARINE

MATERIAL  
HANDLING  
*Abrasives  
Bulk Transfer  
Cement & Concrete*

MINING

PETROLEUM  
*Aircraft Fueling  
Dispensing  
Dock  
Transfer*

SPRAY

STEAM

VACUUM

VEYANCE

WATER  
*Discharge  
Suction &  
Discharge  
Washdown*

WELDING

COUPLING  
SYSTEMS

APPENDIX

## BLUE FORTRESS® 300 WITH WITH FDA COMPLIANT WHITE TUBE



### Product Specifications

- APPLICATION:** A high-quality construction for hot water up to 200°F (93°C) cleanup service in food processing plants, dairies, packing houses, bottling plants, breweries, canneries and creameries. Its super abrasion and oil-resistant cover provides maximum protection against the adverse effects of oil and animal fats. The cover of our Blue Fortress® 300 hose incorporates Microban's® antimicrobial built-in product protection. The white tube is comprised of FDA compliant materials.
- CONSTRUCTION**  
**TUBE:** White FDA compliant nitrile synthetic rubber
- COVER:** Blue Carbyn™ synthetic rubber, RMA Class A (High Oil Resistance) with Microban® product protection
- REINFORCEMENT:** Spiral synthetic yarn
- TEMPERATURE:** -20°F to 200°F (-29°C to 93°C)
- PACKAGING:** Bulk
- BRANDING:** Example: Fortress® 300 with Microban® Antimicrobial Product Protection 3/4" 300 psi WP. Made in USA Goodyear®.
- COUPLINGS:** Contact fitting manufacturer for proper fitting recommendation and coupling procedure.
- ORDER CODES:** 569-121

### BLUE FORTRESS® 300 WITH FDA COMPLIANT WHITE TUBE

SIZE		ID		OD		MAX. WP		WEIGHT	
in.	in.	mm.	in.	mm.	psi	Mpa	lbs/ft	kg./m.	
1/2	0.50	12.7	0.90	22.8	300	2.07	0.30	0.45	
3/4	0.75	19.1	1.19	30.2	300	2.07	0.44	0.65	
1	1.00	25.4	1.50	38.1	300	2.07	0.64	0.95	

## SPECTRA® 300



### Product Specifications

- APPLICATION:** A high-quality, economical construction for hot water up to 200°F (93°C) cleanup service in food processing plants, dairies, packing houses, bottling plants, breweries, canneries and creameries.
- CONSTRUCTION**
  - TUBE:** Black Nitrile synthetic rubber, RMA Class A (High Oil Resistance), non-FDA
  - COVER:** White Chemivac™ synthetic rubber, RMA Class A (High Oil Resistance)
- REINFORCEMENT:** Spiral synthetic yarn
- TEMPERATURE:** -20°F to 200°F (-29°C to 93°C)
- PACKAGING:** 1/2"– 3/4"      500' reels, maximum 3 pieces, 50' increments  
1"                      450' reels, maximum 3 pieces, 50' increments
- BRANDING:** Example: Spectra® (19.1 mm) 300 psi WP. Made in USA Goodyear®.
- COUPLINGS:** Contact fitting manufacturer for proper fitting recommendation and coupling procedure.
- NON-STOCK/SIZES:** For special production run minimum requirements, see Appendix D.
- ORDER CODES:** 569-019

### SPECTRA® 300

ID		NOM. OD		MAX. WP		WEIGHT	
in.	mm.	in.	mm.	psi	Mpa	lb./ft.	kg./m.
1/2	12.7	0.91	23.1	300	2.07	0.27	0.40
3/4	19.1	1.18	30.0	300	2.07	0.40	0.60
1	25.4	1.50	38.1	275	1.90	0.60	0.89

AIR &  
MULTIPURPOSE  
*General Purpose*  
*Heavy Duty*  
*Push-on*

CHEMICAL  
TRANSFER

CLEANING  
EQUIPMENT

FOOD  
*Transfer*  
*Washdown*

MARINE

MATERIAL  
HANDLING  
*Abrasives*  
*Bulk Transfer*  
*Cement & Concrete*

MINING

PETROLEUM  
*Aircraft Fueling*  
*Dispensing*  
*Dock*  
*Transfer*

SPRAY

STEAM

VACUUM

VEYANCE

WATER  
*Discharge*  
*Suction &*  
*Discharge*  
*Washdown*

WELDING

COUPLING  
SYSTEMS

APPENDIX

AIR &  
MULTIPURPOSE  
*General Purpose*  
*Heavy Duty*  
*Push-on*

CHEMICAL  
TRANSFER

CLEANING  
EQUIPMENT

**FOOD**  
*Transfer*  
*Washdown*

MARINE

MATERIAL  
HANDLING  
*Abrasives*  
*Bulk Transfer*  
*Cement & Concrete*

MINING

PETROLEUM  
*Aircraft Fueling*  
*Dispensing*  
*Dock*  
*Transfer*

SPRAY

STEAM

VACUUM

VEYANCE

WATER  
*Discharge*  
*Suction &*  
*Discharge*  
*Washdown*

WELDING

COUPLING  
SYSTEMS

APPENDIX

## SPECTRA® 1000



### Product Specifications

<b>APPLICATION:</b>	For use on pressure washer machines with working pressures up to 1000 psi. Its oil-resistant cover provides protection against the effects of oil and animal fats.
<b>CONSTRUCTION</b>	
<b>TUBE:</b>	Nitrile synthetic rubber
<b>COVER:</b>	Yellow oil-resistant synthetic rubber, RMA Class A (High Oil Resistance)
<b>REINFORCEMENT:</b>	Braided (1) steel wire
<b>TEMPERATURE:</b>	-20°F to 250°F (-29°C to 121°C)
<b>PACKAGING:</b>	500' reel, maximum 3 pieces, 50' increments, coupled lengths available
<b>BRANDING:</b>	Example: Spectra® 1000 3/8" 1000 psi WP. Made in USA Goodyear®.
<b>COUPLINGS:</b>	Contact fitting manufacturer for proper fitting recommendation and coupling procedure.
<b>NON-STOCK/SIZES:</b>	For special production run minimum requirements, see Appendix D.
<b>ORDER CODES:</b>	539-404

### SPECTRA® 1000

ID		NOM. OD		MAX. WP		WEIGHT	
in.	mm.	in.	mm.	psi	Mpa	lb./ft.	kg./m.
3/8	9.5	0.69	17.5	1000	6.90	0.23	0.34
1/2	12.7	0.81	20.6	1000	6.90	0.28	0.42
3/4	19.1	1.10	27.9	1000	6.90	0.42	0.63

Note: Not recommended for steam service.



## SPECTRA® 3000



### Product Specifications

- APPLICATION:** For use on pressure washer machines with working pressures up to 3000 psi. Its oil-resistant cover provides protection against the effects of oil and animal fats.
- CONSTRUCTION**
  - TUBE:** Nitrile synthetic rubber
  - COVER:** Yellow oil-resistant synthetic rubber, RMA Class A (High Oil Resistance)
- REINFORCEMENT:** Braided (1) steel wire
- TEMPERATURE:** -20°F to 250°F (-29°C to 121°C)
- PACKAGING:** 500' reels, maximum 3 pieces, 50' increments, coupled lengths available
- BRANDING:** Example: Spectra® 3000 3/8" 3000 psi WP. Made in USA Goodyear®.
- COUPLINGS:** Use Goodyear Engineered Products pressure washing fittings with this product. See the Couplings Systems information pages at the back of the catalog for available sizes. Refer to the Goodyear Engineered Products Hose Assembly Manual for crimp procedures. Coupled lengths with MxMS fittings and Kink Guards available.
- NON-STOCK/SIZES:** For special production run minimum requirements, see Appendix D.
- ORDER CODES:** 539-413

### SPECTRA® 3000

ID		NOM. OD		MAX. WP		WEIGHT	
in.	mm.	in.	mm.	psi	Mpa	lb./ft.	kg./m.
1/4	6.4	0.54	13.7	3000	20.69	0.16	0.24
3/8	9.5	0.69	17.5	3000	20.69	0.24	0.36
1/2	12.7	0.82	20.8	3000	20.69	0.32	0.48

Note: Not recommended for steam service.

AIR &  
MULTIPURPOSE  
*General Purpose*  
*Heavy Duty*  
*Push-on*

CHEMICAL  
TRANSFER

CLEANING  
EQUIPMENT

FOOD  
Transfer  
Washdown

MARINE

MATERIAL  
HANDLING  
*Abrasives*  
*Bulk Transfer*  
*Cement & Concrete*

MINING

PETROLEUM  
*Aircraft Fueling*  
*Dispensing*  
*Dock*  
*Transfer*

SPRAY

STEAM

VACUUM

VEYANCE

WATER  
*Discharge*  
*Suction &*  
*Discharge*  
*Washdown*

WELDING

COUPLING  
SYSTEMS

APPENDIX

AIR &  
MULTIPURPOSE  
*General Purpose*  
*Heavy Duty*  
*Push-on*

CHEMICAL  
TRANSFER

CLEANING  
EQUIPMENT

**FOOD**  
*Transfer*  
*Washdown*

MARINE

MATERIAL  
HANDLING  
*Abrasives*  
*Bulk Transfer*  
*Cement & Concrete*

MINING

PETROLEUM  
*Aircraft Fueling*  
*Dispensing*  
*Dock*  
*Transfer*

SPRAY

STEAM

VACUUM

VEYANCE

WATER  
*Discharge*  
*Suction &*  
*Discharge*  
*Washdown*

WELDING

COUPLING  
SYSTEMS

APPENDIX

## SANI-WASH™ 300



### Product Specifications

- APPLICATION:** An economical hose for hot water washdown up to 205°F cleanup in food processing plants, dairies, packing houses, bottling plants, breweries, canneries and creameries.
- CONSTRUCTION**  
**TUBE:** Versigard® synthetic rubber
- COVER:** White Versigard® synthetic rubber
- REINFORCEMENT:** Textile reinforced
- TEMPERATURE:** -40°F to 205°F (-40°C to 93°C)
- PACKAGING:** 1/2"– 3/4" 500' reels, maximum 3 pieces, 50' increments  
1" 450' reels, maximum 3 pieces, 50' increments
- BRANDING:** Example: Goodyear® Sani-Wash™ 300 psi WP 3/4" (19.1 mm) Made in USA.
- COUPLINGS:** Contact fitting manufacturer for proper fitting recommendation and coupling procedure.
- NON-STOCK/SIZES:** For special production run minimum requirements, see Appendix D.
- ORDER CODES:** 569-020

### SANI-WASH™ 300

ID		NOM. OD		MAX. WP		WEIGHT	
in.	mm.	in.	mm.	psi	Mpa	lb./ft.	kg./m.
1/2	12.7	0.84	21.3	300	2.07	0.26	0.39
5/8	15.9	1.00	25.4	300	2.07	0.31	0.46
3/4	19.1	1.17	29.7	300	2.07	0.42	0.63
1	25.4	1.47	37.3	300	2.07	0.62	0.92

## SUPER SANI-WASH™ 300



### Product Specifications

- APPLICATION:** An economical hose for hot water washdown up to 200°F cleanup in food processing plants, dairies, packing houses, bottling plants, breweries, canneries and creameries. The cover of the Super Sani-Wash™ Washdown hose incorporates Microban's® antimicrobial built-in product protection.
- CONSTRUCTION TUBE:** Versigard® synthetic rubber
- COVER:** White Versigard® synthetic rubber with Microban® product protection
- REINFORCEMENT:** Spiral textile reinforced
- TEMPERATURE:** - 40°F to 200°F (- 40°C to 93°C)
- PACKAGING:** Reels
- BRANDING:** Example: Goodyear® Super Sani-Wash™ 300 with Microban® antimicrobial product protection 300 PSI WP. 3/4" (19.1 MM) Made in USA.
- COUPLINGS:** Contact fitting manufacturer for proper fitting recommendation and coupling procedure. For special production run minimum requirements, see Appendix C.
- NON-STOCK/SIZES:** Contact a Goodyear Engineered Products representative for special production run minimum requirements.
- ORDER CODES:** 569-021

### SUPER SANI-WASH™ 300

ID		NOM. OD		MAX. WP		WEIGHT	
in.	mm.	in.	mm.	psi	Mpa	lb./ft.	kg./m.
1/2	12.7	0.84	21.3	300	2.07	0.26	0.39
3/4	19.1	1.17	29.7	300	2.07	0.42	0.63
1	25.4	1.47	37.3	300	2.07	0.62	0.92

AIR &  
MULTIPURPOSE  
General Purpose  
Heavy Duty  
Push-on

CHEMICAL  
TRANSFER

CLEANING  
EQUIPMENT

FOOD  
Transfer  
Washdown

MARINE

MATERIAL  
HANDLING  
Abrasives  
Bulk Transfer  
Cement & Concrete

MINING

PETROLEUM  
Aircraft Fueling  
Dispensing  
Dock  
Transfer

SPRAY

STEAM

VACUUM

VEYANCE

WATER  
Discharge  
Suction &  
Discharge  
Washdown

WELDING

COUPLING  
SYSTEMS

APPENDIX



## MARINE



	Page	SAE	USCG	Hardwall	Softwall
Flexshield™ Marine Barrier Hose USCG/SAE J1527 & ISO 7840 Type A1-15	98	Yes	Yes		
Marine Fuel Feed Vent Hose USCG/SAE J1527 Type A2	99	Yes	Yes		
Marine Fuel Feed Vent Hose USCG/SAE J1527 Type B2	100	Yes	Yes		
Marine Fuel Line USCG/SAE J1527 & ISO 7840 Type A1	97	Yes	Yes		
Plicord® Hardwall Wet Exhaust	92-93		Yes	Yes	
Plicord® SAE J1527 Type A2 (fuel fill)	96	Yes	Yes	Yes	
Plicord® Softwall Wet Exhaust	94-95		Yes		Yes

AIR &  
MULTIPURPOSE  
*General Purpose*  
*Heavy Duty*  
*Push-on*

CHEMICAL  
TRANSFER

CLEANING  
EQUIPMENT

FOOD  
*Transfer*  
*Washdown*

### MARINE

MATERIAL  
HANDLING  
*Abrasives*  
*Bulk Transfer*  
*Cement & Concrete*

MINING

PETROLEUM  
*Aircraft Fueling*  
*Dispensing*  
*Dock*  
*Transfer*

SPRAY

STEAM

VACUUM

VEYANCE

WATER  
*Discharge*  
*Suction &*  
*Discharge*  
*Washdown*

WELDING

COUPLING  
SYSTEMS

APPENDIX

AIR &  
MULTIPURPOSE  
*General Purpose*  
*Heavy Duty*  
*Push-on*

CHEMICAL  
TRANSFER

CLEANING  
EQUIPMENT

FOOD  
*Transfer*  
*Washdown*

## MARINE

MATERIAL  
HANDLING  
*Abrasives*  
*Bulk Transfer*  
*Cement & Concrete*

MINING

PETROLEUM  
*Aircraft Fueling*  
*Dispensing*  
*Dock*  
*Transfer*

SPRAY

STEAM

VACUUM

VEYANCE

WATER  
*Discharge*  
*Suction &*  
*Discharge*  
*Washdown*

WELDING

COUPLING  
SYSTEMS

APPENDIX

## PLICORD® HARDWALL WET EXHAUST



### Product Specifications

<b>APPLICATION:</b>	For water suction and discharge applications including: engine intake, bilge exhaust, toilet, holding tank and scupper lines. Also for industrial water suction and discharge applications where unique sizes are required to fit over pipe. Does not meet SAE J2006 R2 Spec.*
<b>CONSTRUCTION</b>	
<b>TUBE:</b>	Black Nitrile synthetic rubber RMA Class A (High Oil Resistance)
<b>COVER:</b>	Black Plioflex® synthetic rubber (wrapped impression)
<b>REINFORCEMENT:</b>	Spiral-plyed synthetic fabric with wire helix
<b>TEMPERATURE:</b>	-20°F to 180°F (-29°C to 82°C)
<b>PACKAGING:</b>	1/2"– 5½" 50' exact length, coiled and polywrapped 6"– 8" 25' exact length, polywrapped
<b>BRANDING (SPIRAL):</b>	Example: Industrial ORS/Wet Exhaust Goodyear®.
<b>COUPLINGS:</b>	Contact fitting manufacturer for proper fitting recommendation and coupling procedure.
<b>NON-STOCK/SIZES:</b>	For special production run minimum requirements, see Appendix D.
<b>ORDER CODES:</b>	543-193 (<6")      541-193 (>6")

*\*Spec 542-812 (<6") and 541-812 (>6") meet the SAE J2006 R2 Spec but the tube is non-oil resistant (Class C Oil Resistance)*

## PLICORD® HARDWALL WET EXHAUST

ID		NOM. OD		MAX. WP		BEND RADIUS		VACUUM HG		WEIGHT	
in.	mm.	in.	mm.	psi	Mpa	in.	mm.	in.	mm.	lb./ft.	kg./m.
1/2	12.7	0.95	24.3	250	1.72	2	51	29	737	0.35	0.52
5/8	15.9	1.07	27.3	200	1.38	2	51	29	737	0.40	0.59
3/4	19.0	1.19	30.4	200	1.38	3	76	29	737	0.46	0.68
7/8	22.2	1.32	33.5	200	1.38	3	76	29	737	0.52	0.77
1	25.4	1.44	36.6	150	1.03	3	76	29	737	0.57	0.84
1 1/8	28.6	1.58	40.3	150	1.03	4	102	29	737	0.64	0.95
1 1/4	31.8	1.70	43.3	150	1.03	4	102	29	737	0.70	1.04
1 1/6	33.3	1.76	44.8	125	0.86	4	102	29	737	0.72	1.07
1 3/8	34.9	1.82	46.3	125	0.86	4	102	29	737	0.75	1.11
1 1/2	38.1	1.94	49.3	100	0.69	4	102	29	737	0.81	1.20
1 5/8	41.3	2.07	52.8	100	0.69	4	102	29	737	0.87	1.29
1 3/4	44.4	2.22	56.4	100	0.69	4	102	29	737	0.94	1.40
1 7/8	47.6	2.33	59.3	100	0.69	6	152	29	737	0.99	1.47
2	50.8	2.44	62.4	75	0.52	6	152	29	737	1.05	1.56
2 1/8	54.0	2.59	65.8	75	0.52	6	152	29	737	1.11	1.65
2 1/4	57.1	2.70	68.6	75	0.52	6	152	29	737	1.16	1.72
2 3/8	60.3	2.83	72.1	75	0.52	8	203	29	737	1.22	1.81
2 1/2	63.5	3.02	76.8	75	0.52	8	203	29	737	1.57	2.33
2 5/8	66.7	3.16	80.3	75	0.52	8	203	29	737	1.65	2.45
2 3/4	69.8	3.28	83.3	50	0.34	8	203	29	737	1.72	2.56
2 7/8	73.0	3.40	86.5	50	0.34	8	203	29	737	1.79	2.66
3	76.2	3.51	89.1	50	0.34	10	254	29	737	1.77	2.63
3 1/8	79.4	3.66	93.0	50	0.34	10	254	29	737	1.86	2.77
3 1/4	82.5	3.78	96.2	50	0.34	10	254	29	737	1.92	2.86
3 1/2	88.9	4.05	103.0	50	0.34	10	254	29	737	2.07	3.08
4	101.6	4.53	115.2	50	0.34	12	305	29	737	2.45	3.65
4 1/8	104.8	4.66	118.4	30	0.21	12	305	29	737	2.52	3.75
4 1/2	114.3	5.10	129.7	30	0.21	14	356	29	737	3.47	5.17
5	127.0	5.61	142.5	30	0.21	24	610	29	737	3.83	5.70
5 1/8	130.2	5.74	145.8	30	0.21	24	610	29	737	4.19	6.24
5 1/2	139.7	6.12	155.4	30	0.21	24	610	29	737	4.48	6.67
6	152.4	6.67	169.4	30	0.21	30	762	29	737	5.19	7.73
6 1/8	155.6	6.79	172.6	30	0.21	30	762	29	737	5.30	7.89
6 1/2	168.3	7.49	190.4	30	0.21	36	914	29	737	7.93	11.80
8	203.2	8.87	225.4	30	0.21	44	1118	29	737	8.92	13.20

AIR &  
MULTIPURPOSE  
General Purpose  
Heavy Duty  
Push-on

CHEMICAL  
TRANSFER

CLEANING  
EQUIPMENT

FOOD  
Transfer  
Washdown

### MARINE

MATERIAL  
HANDLING  
Abrasives  
Bulk Transfer  
Cement & Concrete

MINING

PETROLEUM  
Aircraft Fueling  
Dispensing  
Dock  
Transfer

SPRAY

STEAM

VACUUM

VEYANCE

WATER  
Discharge  
Suction &  
Discharge  
Washdown

WELDING

COUPLING  
SYSTEMS

APPENDIX

AIR &  
MULTIPURPOSE  
*General Purpose  
Heavy Duty  
Push-on*

CHEMICAL  
TRANSFER

CLEANING  
EQUIPMENT

FOOD  
*Transfer  
Washdown*

## MARINE

MATERIAL  
HANDLING  
*Abrasives  
Bulk Transfer  
Cement & Concrete*

MINING

PETROLEUM  
*Aircraft Fueling  
Dispensing  
Dock  
Transfer*

SPRAY

STEAM

VACUUM

VEYANCE

WATER  
*Discharge  
Suction &  
Discharge  
Washdown*

WELDING

COUPLING  
SYSTEMS

APPENDIX

## PLICORD® SOFTWALL WET EXHAUST



### Product Specifications

<b>APPLICATION:</b>	For water discharge applications for engines, toilets, scuppers and bilge pumps. Will not pant. Does not meet SAE J2006 R1 Spec.*
<b>CONSTRUCTION</b>	
<b>TUBE:</b>	Black Nitrile synthetic rubber RMA Class A (High Oil Resistance)
<b>COVER:</b>	Black Chemivic™ synthetic rubber (wrapped impression)
<b>REINFORCEMENT:</b>	Spiral-ply synthetic fabric
<b>TEMPERATURE:</b>	-20°F to 180°F (-29°C to 82°C)
<b>PACKAGING:</b>	25' exact lengths, coiled and polywrapped
<b>BRANDING (SPIRAL):</b>	Example: Industrial ORS/Wet Exhaust Goodyear®.
<b>COUPLINGS:</b>	Contact fitting manufacturer for proper fitting recommendation and coupling procedure.
<b>NON-STOCK/SIZES:</b>	For special production run minimum requirements, see Appendix D.
<b>ORDER CODES:</b>	543-154 (<6")      541-154 (>6")

*\*Spec 542-813 (<6") and 541-813 (>6") meet the SAE J2006 R1 Spec but the tube is non-oil resistant (Class C Oil Resistance)*



## PLICORD® SOFTWALL WET EXHAUST

ID		NOM. OD		MAX. WP		WEIGHT	
in.	mm.	in.	mm.	psi	Mpa	lb./ft.	kg./m.
1/2	12.7	0.94	23.9	250	1.72	0.29	0.43
5/8	15.9	1.06	27.8	200	1.38	0.34	0.50
3/4	19.0	1.18	30.0	200	1.38	0.26	0.38
7/8	22.2	1.30	33.2	200	1.38	0.44	0.65
1	25.4	1.43	36.3	150	1.03	0.48	0.71
1 1/8	28.6	1.57	39.9	150	1.03	0.54	0.80
1 1/4	31.8	1.69	43.0	150	1.03	0.59	0.87
1 5/16	33.3	1.75	44.5	125	0.86	0.64	0.90
1 3/8	34.9	1.81	46.0	125	0.86	0.64	0.95
1 1/2	38.1	1.92	49.0	100	0.62	0.62	0.92
1 5/8	41.3	2.06	52.5	100	0.69	0.74	1.10
1 3/4	44.4	2.20	56.0	100	0.69	0.80	1.19
1 7/8	47.6	2.32	59.0	100	0.69	0.84	1.25
2	50.8	2.51	63.7	75	0.52	1.04	1.54
2 1/8	54.0	2.64	67.1	75	0.52	1.10	1.63
2 1/4	57.1	2.75	69.9	75	0.52	1.15	1.71
2 3/8	60.3	2.94	74.7	75	0.52	1.35	2.01
2 1/2	63.5	3.05	77.6	75	0.52	1.41	2.10
2 5/8	66.7	3.19	81.1	75	0.52	1.48	2.20
2 3/4	73.0	3.44	87.4	75	0.52	1.61	2.31
3	76.2	3.54	90.1	50	0.34	1.66	2.47
3 1/8	79.4	3.70	94.0	50	0.34	1.74	2.59
3 1/2	88.9	4.09	109.0	50	0.34	1.94	2.89
4	101.6	4.57	116.1	50	0.34	2.18	3.24
4 1/8	104.8	4.69	119.3	30	0.21	2.24	3.33
4 1/2	114.3	5.06	128.6	30	0.21	2.43	3.62
5	127.0	5.56	141.3	30	0.21	2.68	3.99
5 1/8	130.2	5.68	144.3	30	0.21	2.75	4.11
5 1/2	139.7	6.09	154.8	30	0.21	2.94	4.38
6	152.4	6.56	166.6	30	0.21	3.19	4.75
6 1/8	155.6	6.68	169.8	30	0.21	3.25	4.84
6 3/8	168.3	7.37	187.3	30	0.21	4.78	7.12
8	203.2	8.75	222.2	30	0.21	5.72	8.52
8 5/8	219.1	9.34	237.3	20	0.14	6.12	9.11
10	254.0	10.73	272.7	20	0.14	7.08	10.54

AIR &  
MULTIPURPOSE  
General Purpose  
Heavy Duty  
Push-on

CHEMICAL  
TRANSFER

CLEANING  
EQUIPMENT

FOOD  
Transfer  
Washdown

### MARINE

MATERIAL  
HANDLING  
Abrasives  
Bulk Transfer  
Cement & Concrete

MINING

PETROLEUM  
Aircraft Fueling  
Dispensing  
Dock  
Transfer

SPRAY

STEAM

VACUUM

VEYANCE

WATER  
Discharge  
Suction &  
Discharge  
Washdown

WELDING

COUPLING  
SYSTEMS

APPENDIX

AIR &  
MULTIPURPOSE  
*General Purpose  
Heavy Duty  
Push-on*

CHEMICAL  
TRANSFER

CLEANING  
EQUIPMENT

FOOD  
*Transfer  
Washdown*

## MARINE

MATERIAL  
HANDLING  
*Abrasives  
Bulk Transfer  
Cement & Concrete*

MINING

PETROLEUM  
*Aircraft Fueling  
Dispensing  
Dock  
Transfer*

SPRAY

STEAM

VACUUM

VEYANCE

WATER  
*Discharge  
Suction &  
Discharge  
Washdown*

WELDING

COUPLING  
SYSTEMS

APPENDIX

## PLICORD® SAE J1527 TYPE A2 FUEL FILL



### Product Specifications

- APPLICATION:** The Plicord® SAE J1527 Type A2, ISO 7840 and CE Fuel Fill hose is for marine gasoline tanks. It is the connection from the boat's fuel fill port down to the boat's fuel tank.
- CONSTRUCTION**
- TUBE:** Nitrile synthetic rubber RMA Class A (High Oil Resistance)
- COVER:** Chemivic™ synthetic rubber (wrapped impression)
- REINFORCEMENT:** Spiral-plied synthetic fabric with wire helix
- TEMPERATURE:** -20°F to 180°F (-29°C to 82°C)
- PACKAGING:** 50' exact length, coiled, and polywrapped
- BRANDING:** Example: Goodyear® SAE J1527, USCG Type A2, ISO 7840.
- COUPLINGS:** Contact fitting manufacturer for proper fitting recommendation and coupling procedure.
- NON-STOCK/SIZES:** For special production run minimum requirements, see Appendix D.
- ORDER CODES:** 543-414

### PLICORD® SAE J1527 TYPE A2

ID		NOM. OD		MAX. WP		VACUUM		WEIGHT	
in.	mm.	in.	mm.	psi	Mpa	in.	mm.	lb./ft.	kg./m.
1¼	31.8	1.70	43.2	100	0.69	29	737	0.68	1.01
1½	38.0	1.86	47.1	100	0.69	29	737	0.65	0.97
1⅝	47.6	2.30	58.4	100	0.69	29	737	0.96	1.43
2	50.8	2.43	61.7	50	0.34	29	737	1.01	1.50
2⅝	69.9	2.80	71.1	50	0.34	29	737	1.19	1.77

## MARINE FUEL LINE USCG/SAE J1527 & ISO 7840 TYPE A1

USCG/SAE J1527 TYPE A1



### Product Specifications

- APPLICATION:** For marine gasoline tanks. For fuel feed and vent applications on marine pleasure craft. It meets U.S. Coast Guard and International Marine Certification Institute requirements for type A1 service.
- CONSTRUCTION**
  - TUBE:** Black Nitrile synthetic rubber RMA Class A (High Oil Resistance)
  - COVER:** Black Chemivic™ synthetic rubber
- REINFORCEMENT:** Spiral synthetic yarn
- TEMPERATURE:** 0°F to 115°F (-17°C to 46°C)
- PACKAGING:** 200' reels, maximum 3 pieces, increments of 50'
- BRANDING:** Example: Goodyear® USCG/SAE J 1527 Type A1 ISO 7840-A1 CE.
- COUPLINGS:** Contact fitting manufacturer for proper fitting recommendation and coupling procedure.
- NON-STOCK/SIZES:** For special production run minimum requirements, see Appendix D.
- ORDER CODES:** 595-032

### MARINE FUEL LINE SAE J1527 A1

ID		NOM. OD		MAX. WP		WEIGHT	
in.	mm.	in.	mm.	psi	Mpa	lb./ft.	kg./m.
1/4	6.4	0.65	16.5	49	0.34	0.17	0.25
5/16	7.9	0.71	18.0	49	0.34	0.19	0.28
3/8	9.5	0.78	19.8	49	0.34	0.20	0.30
1/2	12.7	0.89	23.0	36	0.25	0.26	0.39
5/8	15.9	1.06	25.8	36	0.25	0.35	0.52

AIR &  
MULTIPURPOSE  
*General Purpose*  
*Heavy Duty*  
*Push-on*

CHEMICAL  
TRANSFER

CLEANING  
EQUIPMENT

FOOD  
*Transfer*  
*Washdown*

MARINE

MATERIAL  
HANDLING  
*Abrasives*  
*Bulk Transfer*  
*Cement & Concrete*

MINING

PETROLEUM  
*Aircraft Fueling*  
*Dispensing*  
*Dock*  
*Transfer*

SPRAY

STEAM

VACUUM

VEYANCE

WATER  
*Discharge*  
*Suction &*  
*Discharge*  
*Washdown*

WELDING

COUPLING  
SYSTEMS

APPENDIX

AIR &  
MULTIPURPOSE  
*General Purpose  
Heavy Duty  
Push-on*

CHEMICAL  
TRANSFER

CLEANING  
EQUIPMENT

FOOD  
*Transfer  
Washdown*

## MARINE

MATERIAL  
HANDLING  
*Abrasives  
Bulk Transfer  
Cement & Concrete*

MINING

PETROLEUM  
*Aircraft Fueling  
Dispensing  
Dock  
Transfer*

SPRAY

STEAM

VACUUM

VEYANCE

WATER  
*Discharge  
Suction &  
Discharge  
Washdown*

WELDING

COUPLING  
SYSTEMS

APPENDIX

## FLEXSHIELD™ SAE J1527 USCG TYPE A1-15 / ISO 7840 MARINE BARRIER HOSE

USCG/SAE J1527 TYPE A1-15



**NEW**

### Product Specifications

<b>APPLICATION:</b>	Designed for marine gasoline tanks for fuel feed and vent applications on marine pleasure craft. Barrier style construction meets new EPA requirements for low permeation class A1-15 marine fuel lines. Fire resistant cover provides minimum 2-1/2 minute fire resistivity for USCG type A service.								
<b>CONSTRUCTION</b>									
<b>TUBE:</b>	Black Chemivic™ synthetic rubber								
<b>COVER:</b>	Nitrile synthetic rubber								
<b>REINFORCEMENT:</b>	Polyester spiral with nylon barrier								
<b>TEMPERATURE:</b>	- 20°F to 180°F (-29°C to 82°C)								
<b>PACKAGING:</b>	Reels								
<b>BRANDING:</b>	Example: FLEXSHIELD™ 5412 3/8" SAE J1527 USCG TYPE A1-15 / ISO 7840-A1 CE Goodyear®								
<b>COUPLINGS:</b>	Contact fitting manufacturer for proper fitting recommendation and coupling procedure.								
<b>NON-STOCK/SIZES:</b>	Contact a Goodyear Engineered Products representative for special production run minimum requirements and private label options.								
<b>ORDER CODES:</b>	<table> <tr> <td>1/4 inch</td> <td>475-412-008</td> <td>5/16 inch</td> <td>475-412-010</td> </tr> <tr> <td>3/8 inch</td> <td>475-412-012</td> <td>1/2 inch</td> <td>475-412-016</td> </tr> </table>	1/4 inch	475-412-008	5/16 inch	475-412-010	3/8 inch	475-412-012	1/2 inch	475-412-016
1/4 inch	475-412-008	5/16 inch	475-412-010						
3/8 inch	475-412-012	1/2 inch	475-412-016						

### FLEXSHIELD™ SAE J1527 TYPE A1-15

ID		NOM. OD		WEIGHT		MIN BURST	
in.	mm.	in.	mm.	lb./ft.	kg./m.	psi	bar
1/4	5.95	0.627	15.92	0.15	0.23	250	17.2
5/16	7.54	0.658	16.71	0.16	0.24	250	17.2
3/8	9.12	0.725	18.41	0.20	0.30	250	17.2
1/2	12.11	0.890	18.85	0.17	0.25	175	12.1

## MARINE FUEL FEED VENT HOSE USCG/SAE J1527 TYPE A2 FIRE RETARDANT



### Product Specifications

- APPLICATION:** For fuel feed and vent application on marine pleasure craft.
- CONSTRUCTION**
  - TUBE:** Black Nitrile synthetic rubber RMA Class A (High Oil Resistance)
  - COVER:** Gray Chemivic™ synthetic rubber
- REINFORCEMENT:** Spiral synthetic yarn
- TEMPERATURE:** 0°F to 115°F (-17°C to 46°C)
- PACKAGING:** 500'–750' reels, maximum 3 pieces, minimum length 35'
- BRANDING:** Example: Goodyear® USCG/SAE J 1527 Type A2.
- COUPLINGS:** Contact fitting manufacturer for proper fitting recommendation and coupling procedure.
- NON-STOCK/SIZES:** For special production run minimum requirements, see Appendix D.
- ORDER CODES:** 595-022

### MARINE FUEL FEED VENT HOSE

ID		NOM. OD		MAX. WP		WEIGHT	
in.	mm.	in.	mm.	psi	Mpa	lb./ft.	kg./m.
1/4	6.4	0.66	16.8	35	0.24	0.19	0.28
5/16	7.9	0.72	18.3	35	0.24	0.22	0.33
3/8	9.5	0.78	19.8	35	0.24	0.24	0.36
1/2	12.7	0.91	23.1	35	0.24	0.3	0.45
5/8	15.9	0.96	25.8	35	0.24	0.34	0.51

AIR &  
MULTIPURPOSE  
General Purpose  
Heavy Duty  
Push-on

CHEMICAL  
TRANSFER

CLEANING  
EQUIPMENT

FOOD  
Transfer  
Washdown

### MARINE

MATERIAL  
HANDLING  
Abrasives  
Bulk Transfer  
Cement & Concrete

MINING

PETROLEUM  
Aircraft Fueling  
Dispensing  
Dock  
Transfer

SPRAY

STEAM

VACUUM

VEYANCE

WATER  
Discharge  
Suction &  
Discharge  
Washdown

WELDING

COUPLING  
SYSTEMS

APPENDIX

AIR &  
MULTIPURPOSE  
*General Purpose*  
*Heavy Duty*  
*Push-on*

CHEMICAL  
TRANSFER

CLEANING  
EQUIPMENT

FOOD  
*Transfer*  
*Washdown*

## MARINE

MATERIAL  
HANDLING  
*Abrasives*  
*Bulk Transfer*  
*Cement & Concrete*

MINING

PETROLEUM  
*Aircraft Fueling*  
*Dispensing*  
*Dock*  
*Transfer*

SPRAY

STEAM

VACUUM

VEYANCE

WATER  
*Discharge*  
*Suction &*  
*Discharge*  
*Washdown*

WELDING

COUPLING  
SYSTEMS

APPENDIX

## MARINE FUEL FEED VENT HOSE

USCG/SAE J1527 TYPE B2  
NON-FIRE RETARDANT



### Product Specifications

<b>APPLICATION:</b>	For fuel feed and vent application on marine pleasure craft.
<b>CONSTRUCTION</b>	
<b>TUBE:</b>	Nitrile synthetic rubber RMA Class A (High Oil Resistance)
<b>COVER:</b>	Gray Chemivic™ synthetic rubber
<b>REINFORCEMENT:</b>	Spiral synthetic yarn
<b>TEMPERATURE:</b>	0°F to 115°F (-17°C to 46°C)
<b>PACKAGING:</b>	500'–750', maximum 3 pieces, minimum length 35'
<b>BRANDING:</b>	Example: Goodyear® USCG/SAE J 1527 Type B2.
<b>COUPLINGS:</b>	Contact fitting manufacturer for proper fitting recommendation and coupling procedure.
<b>NON-STOCK/SIZES:</b>	For special production run minimum requirements, see Appendix D.
<b>ORDER CODES:</b>	595-009

### MARINE FUEL FEED VENT HOSE

ID		NOM. OD		MAX. WP		WEIGHT	
in.	mm.	in.	mm.	psi	Mpa	lb./ft.	kg./m.
1/4	6.4	0.58	14.7	34	0.23	0.12	0.18
5/16	7.9	0.66	16.8	34	0.23	0.15	0.22
3/8	9.5	0.70	17.8	34	0.23	0.16	0.24
1/2	12.7	0.81	20.6	34	0.23	0.18	0.27
5/8	15.9	0.96	24.4	34	0.23	0.19	0.28

## ABRASIVES



	Page	Food Grade	Clear	Static Dissipating/ Static Conductive Tube	Temperature Range	Static Wire	Thermo-plastic	Rubber
Artrac®	107			Yes	-40°F to 158°F		Yes	
Arvac™ SW	106				-40°F to 158°F	Yes	Yes	
Blucor™	104			Yes*	-25°F to 180°F			Yes
Blucor Couplings™	105							
Diversiflex™	108			Yes*	-25°F to 180°F			Yes
Diversipipe® 75	109			Yes*	-40°F to 180°F			Yes
Diversipipe® 150	110			Yes*	-40°F to 180°F			Yes
Flexible Downspout	111				-25°F to 180°F			Yes
Nutriflex® Static Wire	71	Yes	Yes		-15°F to 158°F	Yes	Yes	
Plicord® Blast	102			Yes	-25°F to 180°F			Yes
Plicord® Dredge Sleeve	113			Yes	-25°F to 180°F			Yes
Plicord® Hydrovator™	112			Yes	-25°F to 180°F			Yes
Plicord® RVC	114				-20°F to 180°F			Yes
Plicord® Sand Suction	115			Yes	-25°F to 180°F			Yes
Plicord® XF Blast	103			Yes	-25°F to 180°F			Yes
Sandblast Deadman	116				-20°F to 190°F			Yes
Spiraflex® Air Seeder	117		Yes		0°F to 158°F			
Spirathane™ HD	118				0°F to 158°F		Yes	
Spirathane™ LD	120		Yes		0°F to 158°F		Yes	
Spirathane™ PT	119	Yes	Yes		0°F to 158°F	Yes	Yes	

\* Black Tufsyrn® Only

AIR &  
MULTIPURPOSE  
General Purpose  
Heavy Duty  
Push-on

CHEMICAL  
TRANSFER

CLEANING  
EQUIPMENT

FOOD  
Transfer  
Washdown

MARINE

MATERIAL  
HANDLING

Abrasives  
Bulk Transfer  
Cement & Concrete

MINING

PETROLEUM  
Aircraft Fueling  
Dispensing  
Dock  
Transfer

SPRAY

STEAM

VACUUM

VEYANCE

WATER  
Discharge  
Suction &  
Discharge  
Washdown

WELDING

COUPLING  
SYSTEMS

APPENDIX

# MATERIAL HANDLING

AIR &  
MULTIPURPOSE  
*General Purpose*  
*Heavy Duty*  
*Push-on*

CHEMICAL  
TRANSFER

CLEANING  
EQUIPMENT

FOOD  
*Transfer*  
*Washdown*

MARINE

MATERIAL  
HANDLING

*Abrasives*

*Bulk Transfer*

*Cement & Concrete*

MINING

PETROLEUM  
*Aircraft Fueling*  
*Dispensing*  
*Dock*  
*Transfer*

SPRAY

STEAM

VACUUM

VEYANCE

WATER  
*Discharge*  
*Suction &*  
*Discharge*  
*Washdown*

WELDING

COUPLING  
SYSTEMS

APPENDIX

## PLICORD® BLAST



### Product Specifications

- APPLICATION:** Heavy-duty hose for steel shot or sand blasting in cleaning or finishing metal, stone, glass or other surfaces.
- CONSTRUCTION TUBE:** Tufsyn® synthetic rubber (static dissipating/static conductive)
- COVER:** 2 ply: Black Plioflex® synthetic rubber (wrapped impression)  
4 ply: Green Plioflex synthetic rubber (wrapped impression)
- REINFORCEMENT:** Spiral-plyed synthetic fabric
- TEMPERATURE:** -25°F to 180°F (-32°C to 82°C)
- PACKAGING:** 50' lengths, coiled and polywrapped
- BRANDING (SPIRAL):** Example: Goodyear® Plicord® Blast 150 psi WP.
- COUPLINGS:** Contact fitting manufacturer for proper fitting recommendation and coupling procedure.
- NON-STOCK/SIZES:** For special production run minimum requirements, see Appendix D.

### PLICORD® BLAST (2 PLY)

ORDER CODES: 549-020

ID		NOM. OD		MAX. WP		WEIGHT	
in.	mm.	in.	mm.	psi	Mpa	lb./ft.	kg./m.
1/2	12.7	1.13	28.7	150	1.03	0.41	0.61
3/4	19.1	1.48	37.6	150	1.03	0.68	1.01
1	25.4	1.88	47.8	150	1.03	1.05	1.56
1¼	31.8	2.16	54.9	150	1.03	1.26	1.88
1½	38.1	2.38	60.5	150	1.03	1.42	2.11
2	50.8	2.86	72.6	150	1.03	1.70	2.53

### PLICORD® BLAST (4 PLY)

ORDER CODES: 549-027

ID		NOM. OD		MAX. WP		WEIGHT	
in.	mm.	in.	mm.	psi	Mpa	lb./ft.	kg./m.
1/2	12.7	1.14	26.7	150	1.03	0.44	0.61
3/4	19.1	1.50	38.1	150	1.03	0.71	1.06
1	25.4	1.88	47.8	150	1.03	1.08	1.61
1¼	31.8	2.16	54.9	150	1.03	1.31	1.95
1½	38.1	2.38	60.5	150	1.03	1.45	2.16
2	50.8	2.88	73.2	150	1.03	1.75	2.60

**GOODYEAR**  
ENGINEERED PRODUCTS



# MATERIAL HANDLING

## PLICORD® XF BLAST



### Product Specifications

- APPLICATION:** Standard-duty hose for steel shot or sand blasting in cleaning or finishing metal, stone, glass or other surfaces.
- CONSTRUCTION**  
**TUBE:** Tufsyn® synthetic rubber (static dissipating/static conductive)
- COVER:** Black Plioflex® synthetic rubber (static dissipating/static conductive) (wrapped impression)
- REINFORCEMENT:** Spiral-plyed synthetic fabric
- TEMPERATURE:** -25°F to 180°F (-32°C to 82°C)
- PACKAGING:** 50' lengths, coiled and polywrapped
- BRANDING (SPIRAL):** Example: Goodyear® XF Blast 150 psi WP.
- COUPLINGS:** Contact fitting manufacturer for proper fitting recommendation and coupling procedure.
- NON-STOCK/SIZES:** For special production run minimum requirements, see Appendix D.

AIR &  
MULTIPURPOSE  
General Purpose  
Heavy Duty  
Push-on

CHEMICAL  
TRANSFER

CLEANING  
EQUIPMENT

FOOD  
Transfer  
Washdown

MARINE

MATERIAL  
HANDLING  
Abrasives  
Bulk Transfer  
Cement & Concrete

MINING

PETROLEUM  
Aircraft Fueling  
Dispensing  
Dock  
Transfer

SPRAY

STEAM

VACUUM

VEYANCE

WATER  
Discharge  
Suction &  
Discharge  
Washdown

WELDING

COUPLING  
SYSTEMS

APPENDIX

### PLICORD® XF BLAST (2 PLY)

ORDER CODES: 549-018

ID		NOM. OD		MAX. WP		WEIGHT	
in.	mm.	in.	mm.	psi	Mpa	lb./ft.	kg./m.
5/8	15.9	1.13	28.7	150	1.03	0.37	0.55
7/8	22.2	1.51	38.4	150	1.03	0.61	0.91
1½	28.6	1.88	47.8	150	1.03	0.92	1.37
1¾	34.9	2.15	54.6	150	1.03	1.12	1.67
1⅞	41.3	2.38	60.5	150	1.03	1.21	1.80
2½	54.0	2.89	73.4	150	1.03	1.53	2.28

### PLICORD® XF BLAST (4 PLY)

ORDER CODES: 549-019

ID		NOM. OD		MAX. WP		WEIGHT	
in.	mm.	in.	mm.	psi	Mpa	lb./ft.	kg./m.
5/8	15.9	1.12	28.5	150	1.03	0.35	0.52
7/8	22.2	1.50	38.1	150	1.03	0.71	1.06
1½	28.6	1.88	47.8	150	1.03	0.93	1.38
1¾	34.9	2.16	54.9	150	1.03	1.11	1.65
1⅞	41.3	2.38	60.5	150	1.03	1.23	1.83
2½	54.0	2.88	73.2	150	1.03	1.48	2.20



# MATERIAL HANDLING

AIR &  
MULTIPURPOSE  
General Purpose  
Heavy Duty  
Push-on

CHEMICAL  
TRANSFER

CLEANING  
EQUIPMENT

FOOD  
Transfer  
Washdown

MARINE

MATERIAL  
HANDLING

Abrasives  
Bulk Transfer  
Cement & Concrete

MINING

PETROLEUM  
Aircraft Fueling  
Dispensing  
Dock  
Transfer

SPRAY

STEAM

VACUUM

VEYANCE

WATER  
Discharge  
Suction &  
Discharge  
Washdown

WELDING

COUPLING  
SYSTEMS

APPENDIX

## BLUCOR™



### Product Specifications

<b>APPLICATION:</b>	Blucor™ material handling hose with the Goodyear Engineered Products 150 psi bolt-on split flange coupling is an easy and economical choice. Blucor has the high strength needed to handle pressure or suction service in the transfer of dry bulk, slurry, salt, cement, fertilizers and a limited quantity of oil-based products.	
<b>CONSTRUCTION TUBE:</b>	3/8" Black Pureten™, 3/8" Black Tufsyn® (static dissipating/static conductive), or 3/8" Tan Pureten™	
<b>COVER:</b>	Black corrugated abrasion-resistant Plioflex® (wrapped impression)	
<b>REINFORCEMENT:</b>	Spiral-plied synthetic fabric with wire helix	
<b>TEMPERATURE:</b>	-25°F to 180°F (-32°C to 82°C)	
<b>PACKAGING:</b>	3"–8"	Coiled or straight, polywrapped
	10"–12"	Straight, polywrapped
<b>BRANDING (SPIRAL):</b>	Example: Goodyear® Blucor™ Black Pureten™ Liner.	
<b>COUPLINGS:</b>	Blucor bolt-on split flange couplings, see next page.	
<b>NON-STOCK/SIZES:</b>	Maximum shipping length: 3"–8": 100'; 10" & 12": 50'	
<b>ORDER CODES:</b>	541-789 (black Pureten)	541-458 (tan Pureten)
	541-788 (black Tufsyn)	

### BLUCOR™

ID		NOM. OD		MAX. WP		BEND RADIUS		VACUUM HG		WEIGHT	
in.	mm.	in.	mm.	psi	Mpa	in.	mm.	in.	mm.	lb./ft.	kg./m.
3	76.2	4.39	111.5	150	1.03	16	406	29	737	4.63	6.89
4	101.6	5.25	133.4	150	1.03	20	508	29	737	5.67	8.44
6	152.4	7.37	187.2	150	1.03	36	914	29	737	9.48	14.11
8	203.2	9.44	239.8	150	1.03	48	1219	29	737	14.20	21.13
10	254.0	11.38	289.1	150	1.03	60	1524	29	737	16.63	24.75
12	304.8	13.81	350.8	100	0.69	72	1829	29	737	23.40	34.82

**GOODYEAR**  
ENGINEERED PRODUCTS

# MATERIAL HANDLING

## BLUCOR™ COUPLINGS BOLT-ON SPLIT FLANGE COUPLINGS



### Product Specifications

**SPECIFICATIONS:** Each fitting is manufactured of high-tensile 432 aluminum alloy. All flanges are 150 lbs. ANSI B16.5. Bolt-on split flange couplings are supplied with necessary mounting hardware (bolts, nuts and washers). Internal configurations of fitting corrugations has been designed specifically to match the corrugation of the Blucor hose.

**ORDER CODES:** 604-189

### BLUCOR™ COUPLINGS

ID		NOM. OD		WEIGHT	
in.	mm.	in.	mm.	lb./ft.	kg./m.
3	76.2	7.5	190.5	3.6	5.36
4	101.6	9.0	228.6	4.0	5.95
6	152.4	11.0	279.4	8.2	12.20
8	203.2	13.5	342.9	14.0	20.83
10	254.0	16.0	406.4	25.0	37.20
12	304.8	19.0	482.6	30.0	44.64

AIR &  
MULTIPURPOSE  
General Purpose  
Heavy Duty  
Push-on

CHEMICAL  
TRANSFER

CLEANING  
EQUIPMENT

FOOD  
Transfer  
Washdown

MARINE

MATERIAL  
HANDLING

Abrasives  
Bulk Transfer  
Cement & Concrete

MINING

PETROLEUM  
Aircraft Fueling  
Dispensing  
Dock  
Transfer

SPRAY

STEAM

VACUUM

VEYANCE

WATER  
Discharge  
Suction &  
Discharge  
Washdown

WELDING

COUPLING  
SYSTEMS

APPENDIX

# MATERIAL HANDLING

AIR &  
MULTIPURPOSE  
*General Purpose  
Heavy Duty  
Push-on*

CHEMICAL  
TRANSFER

CLEANING  
EQUIPMENT

FOOD  
*Transfer  
Washdown*

MARINE

MATERIAL  
HANDLING

*Abrasives*

*Bulk Transfer  
Cement & Concrete*

MINING

PETROLEUM  
*Aircraft Fueling  
Dispensing  
Dock  
Transfer*

SPRAY

STEAM

VACUUM

VEYANCE

WATER  
*Discharge  
Suction &  
Discharge  
Washdown*

WELDING

COUPLING  
SYSTEMS

APPENDIX

## ARVAC™ SW



NEW

### Product Specifications

- APPLICATION:** Heavy-duty abrasion-resistant suction hose used for a variety of abrasive material-handling applications, including the transfer of sand, gravel, cement, fly ash, glass, metals, plastic pellets, fertilizers, rock salts and slurries. Static wire for static dissipation.
- CONSTRUCTION TUBE:** Higher-temperature urethane
- COVER:** Static-dissipating thermoplastic alloyed blend of nitrile, polyurethane and PVC
- REINFORCEMENT:** Rigid high-density PVC helix
- TEMPERATURE:** -40°F to 158°F (-40°C to 70°C)
- PACKAGING:** 1¼"–6" 20' lengths, polytube  
100' lengths, coiled and polywrapped  
8"–10" 20', 40', 50' lengths, polytube
- BRANDING:** Not branded
- COUPLINGS:** Contact fitting manufacturer for proper fitting recommendation and coupling procedure.
- NON-STOCK/SIZES:** Contact Goodyear Engineered Products for special production run minimum requirements.
- ORDER CODES:** 586-550

### ARVAC™ SW

ID		NOM. OD		MAX. WP		WEIGHT		VACUUM HG		BEND RADIUS		LENGTH
in.	mm.	in.	mm.	psi	Mpa	lb./ft.	kg./m.	in.	mm.	in.	mm.	feet
1¼	31.8	1.60	40.7	45	0.31	0.35	0.52	29	737	3.0	76	100'
1½	38.1	1.87	47.4	40	0.28	0.39	0.58	29	737	3.0	76	100'
2	50.8	2.46	62.5	40	0.28	0.67	0.99	29	737	2.5	63	100'
2½	63.5	3.03	77.0	35	0.24	0.9	1.33	29	737	4.0	101	100'
3	76.2	3.60	91.5	30	0.21	1.17	1.73	29	737	6.0	152	100'
4	101.6	4.74	120.5	30	0.21	1.97	2.91	29	737	7.0	177	100'
5	127.0	5.81	147.5	30	0.21	2.58	3.82	29	737	8.0	203	100'
6	152.4	6.89	175.0	25	0.17	3.32	4.91	29	737	8.0	203	20'
6	152.4	6.89	175.0	25	0.17	3.32	4.91	29	737	8.0	203	50'
6	152.4	6.89	175.0	25	0.17	3.32	4.91	29	737	8.0	203	100'
8	203.2	9.13	232.0	20	0.14	5.66	8.38	29	737	18.0	456	20'
8	203.2	9.13	232.0	20	0.14	5.66	8.38	29	737	18.0	456	50'
10	254.0	11.16	283.5	20	0.14	7.86	11.63	29	737	36.0	912	20'
10	254.0	11.16	283.5	20	0.14	7.86	11.63	29	737	36.0	912	40'

**GOODYEAR**  
ENGINEERED PRODUCTS

# MATERIAL HANDLING

## ARTRAC®



### Product Specifications



- APPLICATION:** The Artrac® hose is used for a variety of abrasive, material-handling applications to transfer sand, gravel, cement, fly ash, glass, metals, plastic pellets, fertilizers, rock salts and slurries.
- CONSTRUCTION TUBE:** Thermoplastic alloyed blend of polyurethane and PVC (static dissipating/static conductive)
- COVER:** Thermoplastic alloyed blend of nitrile, polyurethane, and PVC (nonconductive)  
(Available with conductive cover—see order code below.)
- REINFORCEMENT:** Rigid high-density PVC helix
- TEMPERATURE:** -40°F to 158°F (-40°C to 70°C)
- PACKAGING:** 1¼"-6"                      100' lengths, coiled and polywrapped  
8"-10"                              20' lengths, polytube
- BRANDING:** Not branded
- COUPLINGS:** Contact fitting manufacturer for proper fitting recommendation and coupling procedure.
- NON-STOCK/SIZES:** Contact customer service
- ORDER CODES:** 586-462                      586-522 (with conductive cover)

### ARTRAC® ABRASIVE MATERIAL HANDLING

ID		NOM. OD		MAX. WP		BEND RADIUS		VACUUM HG		WEIGHT	
in.	mm.	in.	mm.	psi	Mpa	in.	mm.	in.	mm.	lb./ft.	kg./m.
1¼	31.8	1.63	41.4	45	0.31	3	76	29	737	0.34	0.51
1½	38.1	1.89	48.0	40	0.28	3	81	29	737	0.40	0.60
2	50.8	2.47	62.7	40	0.28	6	140	29	737	0.67	1.00
2½	63.5	3.05	77.5	35	0.24	6	152	29	737	0.87	1.29
3	76.2	3.69	93.7	30	0.21	8	191	29	737	1.16	1.73
4	101.6	4.81	122.2	30	0.21	11	279	29	737	2.16	3.21
5	127.0	5.78	146.8	30	0.21	10	381	29	737	2.60	3.87
6	152.4	7.08	179.8	25	0.17	20	508	29	737	3.43	5.10
8	203.2	9.22	234.2	20	0.14	30	762	29	737	5.84	8.69
10	254.0	11.21	284.7	20	0.14	45	1143	29	737	7.96	11.85

AIR &  
MULTIPURPOSE  
General Purpose  
Heavy Duty  
Push-on

CHEMICAL  
TRANSFER

CLEANING  
EQUIPMENT

FOOD  
Transfer  
Washdown

MARINE

MATERIAL  
HANDLING  
Abrasives  
Bulk Transfer  
Cement & Concrete

MINING

PETROLEUM  
Aircraft Fueling  
Dispensing  
Dock  
Transfer

SPRAY

STEAM

VACUUM

VEYANCE

WATER  
Discharge  
Suction &  
Discharge  
Washdown

WELDING

COUPLING  
SYSTEMS

APPENDIX

# MATERIAL HANDLING

AIR &  
MULTIPURPOSE  
*General Purpose  
Heavy Duty  
Push-on*

CHEMICAL  
TRANSFER

CLEANING  
EQUIPMENT

FOOD  
*Transfer  
Washdown*

MARINE

MATERIAL  
HANDLING

*Abrasives*

*Bulk Transfer  
Cement & Concrete*

MINING

PETROLEUM  
*Aircraft Fueling  
Dispensing  
Dock  
Transfer*

SPRAY

STEAM

VACUUM

VEYANCE

WATER  
*Discharge  
Suction &  
Discharge  
Washdown*

WELDING

COUPLING  
SYSTEMS

APPENDIX

## DIVERSIFLEX™



### Product Specifications

- APPLICATION:** Provides the high strength needed to handle pressure or suction service in the movement of nonoily dry bulk materials such as salt, cement, fertilizers and dry chemicals. Typical applications include unloading hoppers to rail cars or barges and transferring materials from rail cars or barges to storage units.
- CONSTRUCTION**  
**TUBE:** 1/4" Black Tufsyn® synthetic rubber for abrasion resistance (static dissipating/static conductive)
- COVER:** Abrasion-resistant Plioflex® synthetic rubber (corrugated surface) (wrapped impression)
- REINFORCEMENT:** Spiral-plied synthetic fabric with wire helix
- TEMPERATURE:** -25°F to 180°F (-32°C to 82°C)
- PACKAGING:** Polywrapped
- BRANDING:** Example: Goodyear® Plicord® Diversiflex™ Hose 75 psi Max WP.
- COUPLINGS:** Contact fitting manufacturer for proper fitting recommendation and coupling procedure.
- NON-STOCK/SIZES:** Available up to 18" ID.
- ORDER CODES:** 541-400

### DIVERSIFLEX™

ID		NOM. OD		MAX. WP		BEND RADIUS		VACUUM HG		WEIGHT	
in.	mm.	in.	mm.	psi	Mpa	in.	mm.	in.	mm.	lb./ft.	kg./m.
4	101.6	4.88	124.0	75	0.52	20	508	29	737	3.43	5.10
5	127.0	6.25	158.5	75	0.52	25	635	29	737	6.32	9.41
6	152.4	6.92	175.8	75	0.52	36	914	29	737	5.84	8.69
6½	168.3	7.60	193.0	75	0.52	40	1016	29	737	7.04	10.48
8	203.2	9.05	229.9	75	0.52	48	1219	29	737	9.22	13.72
8½	219.2	9.69	246.1	75	0.52	52	1321	29	737	10.82	16.10
10	254.0	11.04	280.4	75	0.52	60	1524	29	737	12.04	17.92
12	304.8	13.16	334.3	75	0.52	72	1829	29	737	16.38	24.38
12¾	323.9	13.91	353.3	75	0.52	77	1956	29	737	17.78	26.46

# MATERIAL HANDLING

## DIVERSIPIPE® 75



### Product Specifications

<b>APPLICATION:</b>	A high-quality flexible hose for replacing cast iron pipes for the transfer of abrasive materials or corrosive chemicals where installation requires minimum bends or where the inherent flexibility of a durable rubber hose is required. Diversipipe is also available in a softwall construction for discharge service.		
<b>CONSTRUCTION</b>			
<b>TUBE:</b>	Black Tufsyn® synthetic rubber (static dissipating/static conductive) for slurry and dry bulk transfer, black Pureten™ for slurry, tan Pureten™ for slurry with high kinetic energy		
<b>COVER:</b>	Plioflex® synthetic rubber (wrapped impression)		
<b>REINFORCEMENT:</b>	Spiral-plied synthetic fabric with wire helix		
<b>TEMPERATURE:</b>	-40°F to 180°F (-40°C to 82°C)		
<b>PACKAGING:</b>	Polywrapped		
<b>BRANDING:</b>	Example: Goodyear® Plicord® Material Handling Hose, 75 psi Max WP.		
<b>COUPLINGS:</b>	Contact fitting manufacturer for proper fitting recommendation and coupling procedure.		
<b>NON-STOCK/SIZES:</b>	Available up to 18" ID		
<b>ORDER CODES:</b>	Black Tufsyn:	541-047 (1/4" tube gauge) 541-050* (1/2" tube gauge)	541-044* (3/8" tube gauge)
	Black Pureten:	541-731 (1/4" tube gauge)	
	Tan Pureten:	541-335 (1/4" tube gauge)	541-353* (3/8" tube gauge)

### DIVERSIPIPE® 75

ID		NOM. OD		MAX. WP		BEND RADIUS		VACUUM HG		WEIGHT	
in.	mm.	in.	mm.	psi	Mpa	in.	mm.	in.	mm.	lb./ft.	kg./m.
2	50.8	2.91	73.9	75	0.52	12	304.80	29	736.6	1.98	2.95
2½	63.5	3.39	86.1	75	0.52	15	381.00	29	736.6	2.44	3.64
3	76.2	3.89	98.8	75	0.52	18	457.20	29	736.6	2.99	4.46
4	101.6	4.91	124.7	75	0.52	24	609.60	29	736.6	3.79	5.65
4½	114.3	5.50	139.7	75	0.52	27	685.80	29	736.6	4.74	7.06
5	127.0	6.44	163.6	75	0.52	30	762.00	29	736.6	5.48	8.17
6	152.4	7.13	181.1	75	0.52	36	914.40	29	736.6	7.33	10.92
6¾	168.3	7.78	197.6	75	0.52	39.7	1009.65	29	736.6	8.36	12.46
8	203.2	9.19	233.4	75	0.52	48	1219.20	29	736.6	10.48	15.62
8¾	219.1	9.75	247.6	75	0.52	51.75	1314.45	29	736.6	11.43	17.03
10	254.0	11.23	285.2	75	0.52	60	1524.00	29	736.6	14.83	22.10
12	304.8	13.31	338.1	75	0.52	72	1828.80	29	736.6	18.16	27.06
12¾	323.8	14.22	361.2	75	0.52	76.5	1943.10	29	736.6	22.51	33.54

\*Note: 3/8" and 1/2" tube gauge specs available on request. Contact Customer Service.



AIR &  
MULTIPURPOSE  
General Purpose  
Heavy Duty  
Push-on

CHEMICAL  
TRANSFER

CLEANING  
EQUIPMENT

FOOD  
Transfer  
Washdown

MARINE

MATERIAL  
HANDLING

Abrasives  
Bulk Transfer  
Cement & Concrete

MINING

PETROLEUM  
Aircraft Fueling  
Dispensing  
Dock  
Transfer

SPRAY

STEAM

VACUUM

VEYANCE

WATER  
Discharge  
Suction &  
Discharge  
Washdown

WELDING

COUPLING  
SYSTEMS

APPENDIX

# MATERIAL HANDLING

AIR &  
MULTIPURPOSE  
General Purpose  
Heavy Duty  
Push-on

CHEMICAL  
TRANSFER

CLEANING  
EQUIPMENT

FOOD  
Transfer  
Washdown

MARINE

MATERIAL  
HANDLING

Abrasives

Bulk Transfer

Cement & Concrete

MINING

PETROLEUM  
Aircraft Fueling  
Dispensing  
Dock  
Transfer

SPRAY

STEAM

VACUUM

VEYANCE

WATER  
Discharge  
Suction &  
Discharge  
Washdown

WELDING

COUPLING  
SYSTEMS

APPENDIX

## DIVERSIPIPE® 150



### Product Specifications

- APPLICATION:** A high-quality flexible hose for replacing cast iron pipes for the transfer of abrasive materials or corrosive chemicals where installation requires minimum bends or where the inherent flexibility of a durable rubber hose is required. Diversipipe is also available in a softwall construction for a discharge service.
- CONSTRUCTION TUBE:** Black Tufsyn® (static dissipating/static conductive) for slurry and dry bulk transfer, black Pureten™ for slurry, tan Pureten™ for slurry with high kinetic energy
- COVER:** Plioflex® synthetic rubber (wrapped impression)
- REINFORCEMENT:** Spiral-plied synthetic fabric with wire helix
- TEMPERATURE:** -40°F to 180°F (-40°C to 82°C)
- PACKAGING:** Polywrapped
- BRANDING:** Example: Goodyear® Plicord® Material Handling Hose, 150 psi Max WP.
- COUPLINGS:** Contact fitting manufacturer for proper fitting recommendation and coupling procedure.
- NON-STOCK/SIZES:** Available up to 18" ID
- ORDER CODES:**
- |                |                            |                            |
|----------------|----------------------------|----------------------------|
| Black Tufsyn:  | 541-362 (1/4" tube gauge)  | 541-364* (3/8" tube gauge) |
|                | 541-360* (1/2" tube gauge) |                            |
| Black Pureten: | 541-372 (1/4" tube gauge)  | 541-350* (3/8" tube gauge) |
|                | 541-369* (1/2" tube gauge) |                            |
| Tan Pureten:   | 541-380 (1/4" tube gauge)  | 541-366* (3/8" tube gauge) |
|                | 541-373* (1/2" tube gauge) |                            |

### DIVERSIPIPE® 150

ID		NOM. OD		MAX. WP		BEND RADIUS		VACUUM HG		WEIGHT	
in.	mm.	in.	mm.	psi	Mpa	in.	mm.	in.	mm.	lb./ft.	kg./m.
2	50.8	2.97	75.4	150	1.03	12	304.80	29	736.6	2.11	3.14
2½	63.5	3.44	87.4	150	1.03	15	381.00	29	736.6	2.65	3.95
3	76.2	3.94	100.1	150	1.03	18	457.20	29	736.6	3.05	4.54
4	101.6	5.00	127.0	150	1.03	24	609.60	29	736.6	4.10	6.11
4½	114.3	5.53	140.5	150	1.03	27	685.80	29	736.6	4.91	7.32
5	127.0	6.09	154.7	150	1.03	30	762.00	29	736.6	6.01	8.95
6	152.4	7.22	183.4	150	1.03	36	914.40	29	736.6	8.13	12.11
6¾	168.3	7.84	199.1	150	1.03	40	1016.00	29	736.6	9.34	13.92
8	203.2	9.06	230.1	150	1.03	48	1219.20	29	736.6	11.51	17.15
8¾	219.1	10.03	254.8	150	1.03	52	1320.80	29	736.6	14.35	21.38
10	254.0	11.38	289.1	150	1.03	60	1524.00	29	736.6	16.40	24.44
12	304.8	13.47	342.1	150	1.03	72	1828.80	29	736.6	19.83	29.55
12¾	323.8	14.31	363.5	150	1.03	76	1930.40	29	736.6	23.38	34.84

\*Note: 3/8" and 1/2" tube gauge specs available on request. Contact Customer Service.

**GOODYEAR**  
ENGINEERED PRODUCTS



## FLEXIBLE DOWNSPOUT



### Product Specifications

- APPLICATION:** Flexible Downspout is an economical choice for gravity flow service. Install only in a vertical position.
- CONSTRUCTION**
  - TUBE:** 1/8" Black Tufsyn® synthetic rubber for abrasion resistance (static dissipating/static conductive)
  - COVER:** Black Plioflex® synthetic rubber (wrapped impression)
- REINFORCEMENT:** Spiral-plied synthetic fabric
- TEMPERATURE:** -25°F to 180°F (-32°C to 82°C)
- PACKAGING:** Polywrapped
- BRANDING:** Example: Goodyear® Flexible Downspout.
- COUPLINGS:** Contact fitting manufacturer for proper fitting recommendation and coupling procedure.
- NON-STOCK/SIZES:** Available up to 18" ID.
- ORDER CODES:** 541-015

### FLEXIBLE DOWNSPOUT

ID		NOM. OD		MAX. WP		WEIGHT	
in.	mm.	in.	mm.	psi	Mpa	lb./ft.	kg./m.
4	101.6	4.41	111.9	50	0.34	1.28	1.89
4½	114.3	4.90	124.5	50	0.34	1.46	2.17
6	152.4	6.40	162.6	35	0.24	1.92	2.86
6⅝	168.3	7.02	178.3	35	0.24	2.11	3.14
8	203.2	8.40	213.4	25	0.17	2.54	3.78
8⅝	219.1	8.99	228.4	25	0.17	2.72	4.05
10	254.0	10.38	263.7	20	0.14	3.15	4.69
10¾	273.1	11.23	285.2	20	0.14	3.84	5.71
12	304.8	12.46	316.5	15	0.10	4.28	6.37
12¾	323.9	13.21	335.5	15	0.10	4.54	6.76
14	355.6	14.56	369.9	15	0.10	4.91	7.32
16	406.4	16.53	419.9	10	0.07	5.59	8.33

AIR &  
MULTIPURPOSE  
General Purpose  
Heavy Duty  
Push-on

CHEMICAL  
TRANSFER

CLEANING  
EQUIPMENT

FOOD  
Transfer  
Washdown

MARINE

MATERIAL  
HANDLING  
Abrasives  
Bulk Transfer  
Cement & Concrete

MINING

PETROLEUM  
Aircraft Fueling  
Dispensing  
Dock  
Transfer

SPRAY

STEAM

VACUUM

VEYANCE

WATER  
Discharge  
Suction &  
Discharge  
Washdown

WELDING

COUPLING  
SYSTEMS

APPENDIX

# MATERIAL HANDLING

AIR &  
MULTIPURPOSE  
*General Purpose  
Heavy Duty  
Push-on*

CHEMICAL  
TRANSFER

CLEANING  
EQUIPMENT

FOOD  
*Transfer  
Washdown*

MARINE

**MATERIAL  
HANDLING**  
*Abrasives  
Bulk Transfer  
Cement & Concrete*

MINING

PETROLEUM  
*Aircraft Fueling  
Dispensing  
Dock  
Transfer*

SPRAY

STEAM

VACUUM

VEYANCE

WATER  
*Discharge  
Suction &  
Discharge  
Washdown*

WELDING

COUPLING  
SYSTEMS

APPENDIX

## PLICORD® HYDROVATOR™

### Product Specifications



- APPLICATION:** A rugged yet lightweight hose designed exclusively for Hydrovac operations. Plicord® Hydrovator™ from Goodyear Engineered Products combines the best in lightweight design and durability. Tufsyn® tube handles the toughest Hydro Excavation jobs. The unique corrugated Plioflex® cover provides superior flexibility in all applications. Hydrovator Hose rated for full vacuum. All sizes are rated for full vacuum.
- CONSTRUCTION**  
**TUBE:** Black natural rubber combined with a static dissipating Tufsyn® liner.
- COVER:** Static dissipating black Plioflex® synthetic rubber with a heavy corrugated profile for high flexibility.
- REINFORCEMENT:** Double helix spiral steel wire with plies of synthetic fabric.
- TEMPERATURE:** -25°F to 180°F (-32°C to 82°C)
- PACKAGING:** Coiled or straight length.
- BRANDING:** Example: Plicord® Hydrovator™ Vacuum Hose
- COUPLINGS:** Plain end, soft end or enlarged soft end.
- STOCK LENGTH:** Built to length
- ORDER CODES:** 541-289

### PLICORD® HYDROVATOR™

ID		NOM. OD		MAX. WP		WEIGHT	
in.	mm.	in.	mm.	psi	Mpa	lb./ft.	kg./m.
6	152.6	7.10	180.3	12	0.24	6.4	2.86
8	203.5	8.90	226.5	16	0.17	8.4	3.78
10	253.9	11.10	281.9	20	0.14	11.8	4.69



## PLICORD® DREDGE SLEEVE



### Product Specifications

- APPLICATION:** The Plicord® Dredge Sleeve is used as a flexible connection between pipe sections on the discharge line of hydraulic-type dredges.
- CONSTRUCTION**
- TUBE:** 3/8" Tufsyn® abrasion-resistant rubber (static dissipating/static conductive). Other gauges available upon request.
- COVER:** Black Plioflex® synthetic rubber (wrapped impression)
- REINFORCEMENT:** Multiple plies spirals synthetic and fabric
- TEMPERATURE:** -25°F to 180°F (-32°C to 82°C)
- PACKAGING:** Polywrapped
- BRANDING:** Example: Goodyear® Plicord® Dredge Sleeve.
- COUPLINGS:** Contact fitting manufacturer for proper fitting recommendation and coupling procedure.
- NON-STOCK/SIZES:** For special production run minimum requirements, see Appendix D.
- ORDER CODES:** 541-107  
Available on request  
541-290 1/2" Tufsyn® tube 150 psi  
541-177 1/2" Black Pureten™ 150 psi  
541-081 3/4" Tufsyn® tube 150 psi  
541-316 3/4" Black Pureten™ 150 psi

### PLICORD® DREDGE SLEEVE

ID		NOM. OD		MAX. WP		BEND RADIUS		WEIGHT	
in.	mm.	in.	mm.	psi	Mpa	in.	mm.	lb./ft.	kg./m.
6½	114.3	6.09	154.7	75	0.52	40	1016	7.00	10.42
6⅝	168.3	8.22	208.8	75	0.52	60	1524	9.77	14.54
8⅝	219.1	10.31	261.9	75	0.52	80	2032	13.59	20.22
10¾	273.1	12.50	317.5	75	0.52	100	2540	16.72	24.88
12¾	323.9	14.53	369.1	75	0.52	120	3048	20.04	29.82
14	355.6	15.89	403.6	75	0.52	140	3556	22.65	33.71
16	406.4	17.84	453.1	75	0.52	160	4064	24.91	37.07
18	457.2	19.94	506.5	75	0.52	180	4572	27.80	41.37

AIR &  
MULTIPURPOSE  
General Purpose  
Heavy Duty  
Push-on

CHEMICAL  
TRANSFER

CLEANING  
EQUIPMENT

FOOD  
Transfer  
Washdown

MARINE

MATERIAL  
HANDLING

Abrasives  
Bulk Transfer  
Cement & Concrete

MINING

PETROLEUM  
Aircraft Fueling  
Dispensing  
Dock  
Transfer

SPRAY

STEAM

VACUUM

VEYANCE

WATER  
Discharge  
Suction &  
Discharge  
Washdown

WELDING

COUPLING  
SYSTEMS

APPENDIX

# MATERIAL HANDLING

AIR &  
MULTIPURPOSE  
*General Purpose  
Heavy Duty  
Push-on*

CHEMICAL  
TRANSFER

CLEANING  
EQUIPMENT

FOOD  
*Transfer  
Washdown*

MARINE

MATERIAL  
HANDLING

*Abrasives*

*Bulk Transfer*

*Cement & Concrete*

MINING

PETROLEUM  
*Aircraft Fueling  
Dispensing  
Dock  
Transfer*

SPRAY

STEAM

VACUUM

VEYANCE

WATER  
*Discharge  
Suction &  
Discharge  
Washdown*

WELDING

COUPLING  
SYSTEMS

APPENDIX

## PLICORD® RVC



### Product Specifications

**APPLICATION:** For use on reverse drilling rigs.

**CONSTRUCTION**

**TUBE:** Black Tufsyn® synthetic rubber: 1/4" Gauge-2"-4" I.D.; 1/2" Gauge-6"; 3/8" Gauge-8"

**COVER:** Blue Plioflex® synthetic rubber with orange spiral transfer brand (wrapped impression)

**REINFORCEMENT:** Spiral-plyed synthetic fabric: 2" & 3" ID-6 plies; 4" & 6" ID-8 plies; 8" ID-10 plies

**TEMPERATURE:** -20°F to 180°F (-29°C to 82°C)

**PACKAGING:** 2" - 4", 100' length, coiled polywrapped; 6" - 8", 50' length, shipped straight polywrapped over 6", custom lengths up to 100'

**BRANDING (SPIRAL):** Example: Goodyear® Reverse Circulation 600 psi Max W.P. Made in Canada.

**COUPLINGS:** Contact fitting manufacturer for proper fitting recommendation and coupling procedure.

**NON-STOCK/SIZES:** Custom lengths available.

**ORDER CODES:** 549-341 (2" - 4")    541-341 (6" and 8")

### PLICORD® RVC

ID		NOM. OD		MAX. WP		WEIGHT	
in.	mm.	in.	mm.	psi	Mpa	lb./ft.	kg./m.
2	50.8	3.11	79.0	600	4.14	2.37	3.53
3	76.2	4.17	105.9	600	4.14	3.39	5.04
4	101.6	5.39	136.9	600	4.14	5.15	7.66
6	152.4	7.91	200.9	600	4.14	10.66	15.86
8	203.2	9.89	251.2	600	4.14	12.54	18.66

## PLICORD® SAND SUCTION



### Product Specifications

<b>APPLICATION:</b>	Plicord® Sand Suction hose is for use on the suction end of hydraulic dredges. It provides a flexible connection between dredging lines and pumps.
<b>CONSTRUCTION</b>	
<b>TUBE:</b>	3/8" Black Tufsyn® synthetic rubber for abrasion resistance (static dissipating/static conductive). Also available in 1/2" or 3/4" tube gauge.
<b>COVER:</b>	Black Plioflex® synthetic rubber (wrapped impression)
<b>REINFORCEMENT:</b>	Spiral-plied synthetic fabric with wire helix
<b>TEMPERATURE:</b>	-25°F to 180°F (-32°C to 82°C)
<b>PACKAGING:</b>	Custom lengths polywrapped
<b>BRANDING:</b>	Example: Goodyear® Style M Sand Suction.
<b>COUPLINGS:</b>	Contact fitting manufacturer for proper fitting recommendation and coupling procedure.
<b>NON-STOCK/SIZES:</b>	Custom lengths available.
<b>ORDER CODES:</b>	541-267 (3/8" tube)    541-268 (3/4" tube) 541-265 (1/2" tube)

### PLICORD® SAND SUCTION

ID		NOM. OD		MAX. WP		BEND RADIUS		WEIGHT	
in.	mm.	in.	mm.	psi	Mpa	in.	mm.	lb./ft.	kg./m.
4	101.6	5.31	134.9	40	1016	30	762	5.71	8.50
5	127.0	6.98	177.3	46	1168	30	762	9.47	14.09
6	152.4	7.54	191.5	52	1321	30	762	11.35	16.89
6 <sup>5</sup> / <sub>8</sub>	168.3	8.20	208.3	55	1397	30	762	13.96	20.77
8	203.2	9.63	244.6	62	1575	30	762	16.93	25.19
8 <sup>5</sup> / <sub>8</sub>	219.1	10.25	260.4	68	1727	30	762	17.85	26.56
10	254.0	11.81	300.0	76	1930	30	762	23.94	35.63
10 <sup>3</sup> / <sub>4</sub>	273.1	12.63	320.8	82	2083	30	762	25.68	38.22
12	304.8	13.91	353.3	91	2311	30	762	28.95	43.08
12 <sup>3</sup> / <sub>4</sub>	323.9	14.59	370.6	94	2388	30	762	29.98	44.61

AIR &  
MULTIPURPOSE  
General Purpose  
Heavy Duty  
Push-on

CHEMICAL  
TRANSFER

CLEANING  
EQUIPMENT

FOOD  
Transfer  
Washdown

MARINE

MATERIAL  
HANDLING  
Abrasives  
Bulk Transfer  
Cement & Concrete

MINING

PETROLEUM  
Aircraft Fueling  
Dispensing  
Dock  
Transfer

SPRAY

STEAM

VACUUM

VEYANCE

WATER  
Discharge  
Suction &  
Discharge  
Washdown

WELDING

COUPLING  
SYSTEMS

APPENDIX

# MATERIAL HANDLING

AIR &  
MULTIPURPOSE  
*General Purpose  
Heavy Duty  
Push-on*

CHEMICAL  
TRANSFER

CLEANING  
EQUIPMENT

FOOD  
*Transfer  
Washdown*

MARINE

**MATERIAL  
HANDLING**

*Abrasives*

*Bulk Transfer*

*Cement & Concrete*

MINING

PETROLEUM  
*Aircraft Fueling  
Dispensing  
Dock  
Transfer*

SPRAY

STEAM

VACUUM

VEYANCE

WATER  
*Discharge  
Suction &  
Discharge  
Washdown*

WELDING

COUPLING  
SYSTEMS

APPENDIX

## SANDBLAST DEADMAN



### Product Specifications

<b>APPLICATION:</b>	Double Line Sandblast Deadman hose is for use with systems for the automatic shut-off of sandblasting equipment at the operator end of the system. Used in a pneumatic closed circuit pattern, deadman hose is connected to air-actuated shut valves which, in turn, are controlled at all times by the sandblast operator via a "deadman" switch at the nozzle end of the sandblast hose.
<b>CONSTRUCTION</b>	
<b>TUBE:</b>	Premium-quality Versigard® synthetic rubber, RMA Class C (Limited Oil Resistance)
<b>COVER:</b>	Yellow/Yellow Versigard, RMA Class C (Limited Oil Resistance)
<b>REINFORCEMENT:</b>	Spiral-plied synthetic yarn
<b>TEMPERATURE:</b>	-20°F to 190°F (-29°C to 88°C)
<b>PACKAGING:</b>	450'–750' reels, maximum 2 pieces, minimum length 25'
<b>BRANDING:</b>	Continuous brand 3/16" ID (4.8mm) Sandblast Deadman Made in USA Goodyear®
<b>COUPLINGS:</b>	Contact fitting manufacturer for proper fitting recommendation and coupling procedure.
<b>NON-STOCK/SIZES:</b>	For special production run minimum requirements, see Appendix D.
<b>ORDER CODES:</b>	569-595

### SANDBLAST DEADMAN

ID		NOM. OD		MAX. WP		WEIGHT	
in.	mm.	in.	mm.	psi	Mpa	lb./ft.	kg./m.
3/16	4.8	0.44	11.2	200	1.38	0.14	0.21

**GOODYEAR**  
ENGINEERED PRODUCTS

# MATERIAL HANDLING

## SPIRAFLEX® AIR SEEDER HOSE



**NEW**

### Product Specifications

- APPLICATION:** For dry conveying of seeds and other materials where abrasion is present and service conditions are moderate. Excellent for low-pressure blowing applications.
- CONSTRUCTION**
  - TUBE:** Clear Thermoplastic Urethane
  - COVER:** Clear Flexible Vinyl
- REINFORCEMENT:** White Rigid Vinyl Helix
- TEMPERATURE:** 0°F to 158°F ( - 18°C to 70°C )
- PACKAGING:** Coil wrapped with cardboard and stretch film
- BRANDING:** Date code only
- COUPLINGS:** Contact fitting manufacturer for proper fitting recommendation and coupling procedure.
- ORDER CODES:** 586-450

### SPIRAFLEX® AIR SEEDER

ID		NOM. OD		MAX. WP		BEND RADIUS		VACUUM HG		WEIGHT	
in.	mm.	in.	mm.	psi	Mpa	in.	mm.	in.	mm.	lb./ft.	kg./m.
1	25.4	1.25	32.0	60	.41	3	76.19	29	737	.195	0.29
1½	38.1	1.82	46.2	50	.34	4	101.60	29	737	.320	0.48
2	50.8	2.37	60.4	40	.27	5	127.00	29	737	.420	0.63
2½	63.5	2.87	72.9	40	.27	7	177.79	29	737	.650	0.99
3	76.2	3.42	86.8	35	.24	8	203.20	29	737	.890	1.33
4	101.6	4.50	114.4	27	.18	11	279.4	29	737	.997	1.48

AIR &  
MULTIPURPOSE  
*General Purpose*  
*Heavy Duty*  
*Push-on*

CHEMICAL  
TRANSFER

CLEANING  
EQUIPMENT

FOOD  
*Transfer*  
*Washdown*

MARINE

**MATERIAL  
HANDLING**  
*Abrasives*  
*Bulk Transfer*  
*Cement & Concrete*

MINING

PETROLEUM  
*Aircraft Fueling*  
*Dispensing*  
*Dock*  
*Transfer*

SPRAY

STEAM

VACUUM

VEYANCE

WATER  
*Discharge*  
*Suction &*  
*Discharge*  
*Washdown*

WELDING

COUPLING  
SYSTEMS

APPENDIX

# MATERIAL HANDLING

AIR &  
MULTIPURPOSE  
*General Purpose  
Heavy Duty  
Push-on*

CHEMICAL  
TRANSFER

CLEANING  
EQUIPMENT

FOOD  
*Transfer  
Washdown*

MARINE

MATERIAL  
HANDLING

*Abrasives  
Bulk Transfer  
Cement & Concrete*

MINING

PETROLEUM  
*Aircraft Fueling  
Dispensing  
Dock  
Transfer*

SPRAY

STEAM

VACUUM

VEYANCE

WATER  
*Discharge  
Suction &  
Discharge  
Washdown*

WELDING

COUPLING  
SYSTEMS

APPENDIX

## SPIRATHANE™ HD



### Product Specifications

<b>APPLICATION:</b>	For dry pneumatic conveying of solids where heavy duty abrasive conditions are present. Sizes 1½"–5" rated to full vacuum.	
<b>CONSTRUCTION</b>		
<b>TUBE:</b>	Polyurethane RMA Class B (Medium Oil Resistance) with improved abrasion resistance	
<b>COVER:</b>	High-density, low-temperature blue Pliovic® compound	
<b>REINFORCEMENT:</b>	High-density, rigid Pliovic PVC helix	
<b>TEMPERATURE:</b>	0°F to 158°F (-18°C to 70°C)	
<b>PACKAGING:</b>	1½"–6"	100' lengths, coiled and polywrapped
	8"–10"	0' lengths, polytube with corrugated protection
<b>BRANDING:</b>	Not branded	
<b>COUPLINGS:</b>	Contact fitting manufacturer for proper fitting recommendation and coupling procedure.	
<b>NON-STOCK/SIZES:</b>	For special production run minimum requirements, see Appendix D.	
<b>ORDER CODES:</b>	586-407	

### SPIRATHANE™ HD

ID		NOM. OD		MAX. WP		BEND RADIUS		VACUUM HG		WEIGHT	
in.	mm.	in.	mm.	psi	Mpa	in.	mm.	in.	mm.	lb./ft.	kg./m.
1½	38.1	1.86	47.2	50	0.34	4	99	29	737	0.34	0.51
2	50.8	2.47	62.7	50	0.34	6	140	29	737	0.63	0.94
2½	63.5	3.12	79.3	50	0.34	7	178	29	737	0.95	1.41
3	76.2	3.64	92.5	40	0.28	8	203	29	737	1.37	2.04
4	101.6	4.77	121.2	35	0.24	14	356	29	737	1.98	2.95
5	127.0	5.83	148.1	30	0.21	20	508	29	737	2.41	3.59
6	152.4	6.84	173.7	23	0.16	25	635	25	635	3.08	4.58
8	203.2	8.75	222.3	20	0.14	48	1219	25	635	4.53	6.74
10	254.0	10.96	278.4	20	0.14	75	1905	25	635	6.36	9.46



# MATERIAL HANDLING

## SPIRATHANE™ PT



### Product Specifications



- APPLICATION:** For the transfer of a variety of dry, bulk, and abrasive materials. It is used in applications where static electrical buildup is common. For powders, plastic pellets and granular materials.
- CONSTRUCTION TUBE:** Polyurethane conforms to FDA standards.
- COVER:** High molecular weight, clear PVC, corrugated for flexibility.
- REINFORCEMENT:** High-density, rigid Pliovic® PVC helix with static wire placed between tube and cover.
- TEMPERATURE:** 0°F to 158°F (-18°C to 70°C)
- PACKAGING:** 100' lengths, coiled and polywrapped
- BRANDING:** Not branded
- COUPLINGS:** Contact fitting manufacturer for proper fitting recommendation and coupling procedure.
- NON-STOCK/SIZES:** For special production run minimum requirements, see Appendix D.
- ORDER CODES:** 586-489

### SPIRATHANE™ PT

ID		NOM. OD		MAX. WP		BEND RADIUS		VACUUM HG		WEIGHT	
in.	mm.	in.	mm.	psi	Mpa	in.	mm.	in.	mm.	lb./ft.	kg./m.
1½	38.1	1.82	46.2	45	0.31	4	102	29	737	0.31	0.46
1¾	44.5	2.15	54.6	45	0.31	5	127	29	737	0.38	0.57
2	50.8	2.38	60.5	30	0.21	6	152	29	737	0.52	0.77
2¼	57.2	2.77	70.4	35	0.24	7	165	29	737	0.63	0.94
2½	63.5	3.03	77.0	30	0.21	7	178	29	737	0.69	1.03
3	76.2	3.63	92.2	30	0.21	8	203	29	737	1.15	1.71
4	101.6	4.76	120.9	27	0.19	14	356	29	737	1.63	2.43
5	127.0	5.83	148.1	27	0.19	20	508	29	737	2.13	3.17

AIR &  
MULTIPURPOSE  
General Purpose  
Heavy Duty  
Push-on

CHEMICAL  
TRANSFER

CLEANING  
EQUIPMENT

FOOD  
Transfer  
Washdown

MARINE

MATERIAL  
HANDLING  
Abrasives  
Bulk Transfer  
Cement & Concrete

MINING

PETROLEUM  
Aircraft Fueling  
Dispensing  
Dock  
Transfer

SPRAY

STEAM

VACUUM

VEYANCE

WATER  
Discharge  
Suction &  
Discharge  
Washdown

WELDING

COUPLING  
SYSTEMS

APPENDIX

# MATERIAL HANDLING

AIR &  
MULTIPURPOSE  
*General Purpose  
Heavy Duty  
Push-on*

CHEMICAL  
TRANSFER

CLEANING  
EQUIPMENT

FOOD  
*Transfer  
Washdown*

MARINE

MATERIAL  
HANDLING

*Abrasives*

*Bulk Transfer*

*Cement & Concrete*

MINING

PETROLEUM  
*Aircraft Fueling  
Dispensing  
Dock  
Transfer*

SPRAY

STEAM

VACUUM

VEYANCE

WATER  
*Discharge  
Suction &  
Discharge  
Washdown*

WELDING

COUPLING  
SYSTEMS

APPENDIX

## SPIRATHANE™ LD



### Product Specifications

<b>APPLICATION:</b>	For dry pneumatic conveying of solid fines where abrasion is present and service conditions are moderate. Excellent for low-pressure blowing applications.		
<b>CONSTRUCTION TUBE:</b>	Clear Polyurethane, RMA Class B (Medium Oil Resistance)		
<b>REINFORCEMENT:</b>	High-density rigid white Pliovic® helix		
<b>TEMPERATURE:</b>	0°F to 158°F (-18°C to 70°C)		
<b>PACKAGING:</b>	1½"–6" 8"–10"	100' lengths, coiled and polywrapped 20' lengths, polywrapped with corrugated protection	
<b>BRANDING:</b>	Not branded		
<b>COUPLINGS:</b>	Contact fitting manufacturer for proper fitting recommendation and coupling procedure.		
<b>NON-STOCK/SIZES:</b>	For special production run minimum requirements, see Appendix D.		
<b>ORDER CODES:</b>	586-406		

### SPIRATHANE™ LD

ID		NOM. OD		MAX. WP		BEND RADIUS		VACUUM HG		WEIGHT	
in.	mm.	in.	mm.	psi	Mpa	in.	mm.	in.	mm.	lb./ft.	kg./m.
1½	38.1	1.84	46.7	30	0.21	2	51	22	559	0.25	0.37
2	50.8	2.35	59.7	25	0.17	3	71	21	533	0.34	0.51
2½	63.5	2.89	73.4	20	0.14	4	89	19	483	0.44	0.65
3	76.2	3.45	87.6	20	0.14	4	102	18	457	0.60	0.89
4	101.6	4.53	115.1	15	0.10	7	178	13	330	0.88	1.31
5	127.0	5.56	141.2	10	0.07	8	203	10	254	1.09	1.62
6	152.4	6.57	166.9	10	0.07	12	305	7	178	1.53	2.28
8	203.2	8.59	218.2	6	0.04	23	584	5	127	1.73	2.57
10	254.0	10.75	273.1	5	0.03	30	762	4	102	2.75	4.09

# MATERIAL HANDLING

## BULK TRANSFER



	Page	Food Grade	Static Dissipating/ Static Conducting Tube	Temp Range	Suction	Discharge Only
Black Softwall	122		Yes	-25°F to 180°F		Yes
Flextra® Dry Material	125		Yes	-40°F to 180°F	Yes	
Plicord® Torridair™ Hot Air Blower	123			-40°F to 400°F	Yes	
Pyroflex® II Hot Air	124			-20°F to 325°F	Yes	
Tan Softwall	129	Yes		-40°F to 180°F		Yes
Tan Flextra®	128	Yes		-40°F to 180°F	Yes	
Tan Flexwing®	127	Yes		-40°F to 180°F	Yes	
Spiraflex® Mulch Blower	126			0°F to 158°F		

AIR &  
MULTIPURPOSE  
*General Purpose*  
*Heavy Duty*  
*Push-on*

CHEMICAL  
TRANSFER

CLEANING  
EQUIPMENT

FOOD  
*Transfer*  
*Washdown*

MARINE

**MATERIAL  
HANDLING**  
*Abrasives*  
**Bulk Transfer**  
*Cement & Concrete*

MINING

PETROLEUM  
*Aircraft Fueling*  
*Dispensing*  
*Dock*  
*Transfer*

SPRAY

STEAM

VACUUM

VEYANCE

WATER  
*Discharge*  
*Suction &*  
*Discharge*  
*Washdown*

WELDING

COUPLING  
SYSTEMS

APPENDIX

# MATERIAL HANDLING

AIR &  
MULTIPURPOSE  
*General Purpose  
Heavy Duty  
Push-on*

CHEMICAL  
TRANSFER

CLEANING  
EQUIPMENT

FOOD  
*Transfer  
Washdown*

MARINE

**MATERIAL  
HANDLING**  
*Abrasives  
Bulk Transfer  
Cement & Concrete*

MINING

PETROLEUM  
*Aircraft Fueling  
Dispensing  
Dock  
Transfer*

SPRAY

STEAM

VACUUM

VEYANCE

WATER  
*Discharge  
Suction &  
Discharge  
Washdown*

WELDING

COUPLING  
SYSTEMS

APPENDIX

## BLACK SOFTWALL



### Product Specifications

**APPLICATION:** For the discharge of dry bulk cement from tank truck and in-plant service.

**CONSTRUCTION**

**TUBE:** 1/8" (static dissipating/static conductive) Black Tufsyn® synthetic rubber. Available in 1/8", 3/16", and 1/4" tube gauges.

**COVER:** Black Plioflex® synthetic rubber with white spiral stripe (wrapped impression)

**REINFORCEMENT:** Spiral-plied synthetic fabric

**TEMPERATURE:** -25°F to 180°F (-32°C to 82°C)

**PACKAGING:** 100' lengths, coiled and polywrapped

**BRANDING (SPIRAL):** Example: Goodyear® Black Softwall.

**COUPLINGS:** Contact fitting manufacturer for proper fitting recommendation and coupling procedure. Use Goodyear Engineered Products Insta-Lock Cam & Groove Fittings with this product. See the Couplings Systems information pages at the back of the catalog.

**NON-STOCK/SIZES:** For special production run minimum requirements, see Appendix D.

**ORDER CODES:** 549-152 (1/8" tube gauge 50psi)      549-149 (3/16" tube gauge 75psi)  
549-148 (1/4" tube gauge 50psi)

### BLACK SOFTWALL

ID		NOM. OD		MAX. WP		WEIGHT	
in.	mm.	in.	mm.	psi	Mpa	lb./ft.	kg./m.
4	101.6	4.42	112.27	50	0.34	1.38	2.05
5	127.0	5.44	138.18	50	0.34	1.82	2.71
6	152.4	6.45	163.83	50	0.34	2.25	3.35

# MATERIAL HANDLING

## PLICORD® TORRIDAIR™ HOT AIR BLOWER



### Product Specifications

<b>APPLICATION:</b>	Designed to transfer hot, nonoily air (up to 400°F) from manifold blowers or in-plant compressors to holding tanks used in the transfer of dry bulk materials.
<b>CONSTRUCTION</b>	
<b>TUBE:</b>	Black, STF (Super Thermo-Flo) Versigard® synthetic rubber
<b>COVER:</b>	Black, weather-resistant, STF (Super Thermo-Flo) Versigard® synthetic rubber (wrapped impression)
<b>REINFORCEMENT:</b>	Spiral-plied synthetic fabric with double wire helix
<b>TEMPERATURE:</b>	-40°F to 400°F (-40°C to 204°C)
<b>PACKAGING:</b>	100' lengths, coiled and polywrapped
<b>BRANDING (SPIRAL):</b>	Example: Goodyear® Torridair Blower Hose 400°F.
<b>COUPLINGS:</b>	Contact fitting manufacturer for proper fitting recommendation and coupling procedure. Use Goodyear Engineered Products Insta-Lock Cam & Groove Fittings with this product. See the Couplings Systems information pages at the back of the catalog.
<b>NON-STOCK/SIZES:</b>	For special production run minimum requirements, see Appendix D.
<b>ORDER CODES:</b>	549-856

### PLICORD® TORRIDAIR™

ID		NOM. OD		MAX. WP		BEND RADIUS		VACUUM HG		WEIGHT	
in.	mm.	in.	mm.	psi	Mpa	in.	mm.	in.	mm.	lb./ft.	kg./m.
1¼	31.8	1.73	44.0	100	0.52	3	75	29	737	0.66	0.98
1½	38.1	1.97	50.1	100	0.52	4	100	29	737	0.79	1.18
2	50.8	2.51	63.8	100	0.52	5	127	29	737	1.06	1.58
2½	63.5	3.00	76.2	100	0.52	6	152	29	737	1.35	2.01
3	76.2	3.53	89.7	100	0.52	7	178	29	737	1.84	2.74
4	101.6	4.60	116.8	100	0.69	16	400	29	737	2.47	3.68
4½	114.3	5.14	130.5	100	0.69	20	500	29	737	2.93	4.37
5	127.0	5.65	143.5	100	0.69	25	625	29	737	3.56	5.30
6	152.4	6.70	170.0	100	0.69	30	750	29	737	4.46	6.65

AIR &  
MULTIPURPOSE  
General Purpose  
Heavy Duty  
Push-on

CHEMICAL  
TRANSFER

CLEANING  
EQUIPMENT

FOOD  
Transfer  
Washdown

MARINE

MATERIAL  
HANDLING  
Abrasives  
Bulk Transfer  
Cement & Concrete

MINING

PETROLEUM  
Aircraft Fueling  
Dispensing  
Dock  
Transfer

SPRAY

STEAM

VACUUM

VEYANCE

WATER  
Discharge  
Suction &  
Discharge  
Washdown

WELDING

COUPLING  
SYSTEMS

APPENDIX

# MATERIAL HANDLING

AIR &  
MULTIPURPOSE  
*General Purpose*  
*Heavy Duty*  
*Push-on*

CHEMICAL  
TRANSFER

CLEANING  
EQUIPMENT

FOOD  
*Transfer*  
*Washdown*

MARINE

**MATERIAL  
HANDLING**  
*Abrasives*  
*Bulk Transfer*  
*Cement & Concrete*

MINING

PETROLEUM  
*Aircraft Fueling*  
*Dispensing*  
*Dock*  
*Transfer*

SPRAY

STEAM

VACUUM

VEYANCE

WATER  
*Discharge*  
*Suction &*  
*Discharge*  
*Washdown*

WELDING

COUPLING  
SYSTEMS

APPENDIX

## PYROFLEX® II HOT AIR



### Product Specifications

- APPLICATION:** For conveying hot air from compressors to tanks on bulk dry material carriers.
- CONSTRUCTION**  
**TUBE:** Black heat-resistant Versigard® synthetic rubber
- COVER:** Heat-resistant black Versigard synthetic rubber with orange spiral stripe (wrapped impression)
- REINFORCEMENT:** Spiral-plied synthetic fabric with wire helix
- TEMPERATURE:** -20°F to 325°F (-29°C to 163°C)
- PACKAGING:** 100' lengths, coiled and polywrapped
- BRANDING (SPIRAL):** Example: Goodyear® Pyroflex® II Hot Air.
- COUPLINGS:** Contact fitting manufacturer for proper fitting recommendation and coupling procedure. Use Goodyear Engineered Products Insta-Lock Cam & Groove Fittings with this product. See the Couplings Systems information pages at the back of the catalog.
- NON-STOCK/SIZES:** For special production run minimum requirements, see Appendix D.
- ORDER CODES:** 549-394

### PYROFLEX® II HOT AIR

ID		NOM. OD		MAX. WP		BEND RADIUS		VACUUM HG		WEIGHT	
in.	mm.	in.	mm.	psi	Mpa	in.	mm.	in.	mm.	lb./ft.	kg./m.
2	50.8	2.55	64.8	50	0.34	5	127	29	737	1.22	1.82
3	76.2	3.55	90.2	50	0.34	7	178	29	737	1.93	2.87
4	101.6	4.61	117.1	50	0.34	10	254	29	737	2.65	3.94
5	127.0	5.60	142.3	50	0.35	25	625	29	737	3.78	5.63
6	152.4	6.74	171.1	50	0.35	30	750	29	737	4.80	7.15

**GOODYEAR**  
ENGINEERED PRODUCTS

## FLEXTRA® DRY MATERIAL



### Product Specifications

<b>APPLICATION:</b>	A static dissipating/static conductive hose for tank truck and in-plant service. Used to convey nonoily abrasive materials such as sand, limestone and plastic pellets. Recommended where static buildup can be a problem.
<b>CONSTRUCTION</b>	
<b>TUBE:</b>	3/16" Gauge Black Tufsyn® synthetic rubber (static dissipating/static conductive)
<b>COVER:</b>	Black Plioflex® synthetic rubber (corrugated) with yellow spiral band (wrapped impression)
<b>REINFORCEMENT:</b>	Spiral-plyed synthetic fabric with wire helix
<b>TEMPERATURE:</b>	-40°F to 180°F (-40°C to 82°C)
<b>PACKAGING:</b>	100' lengths, coiled and polywrapped
<b>BRANDING (SPIRAL):</b>	Example: Goodyear® Flextra® Dry Material 75 psi WP.
<b>COUPLINGS:</b>	Contact fitting manufacturer for proper fitting recommendation and coupling procedure.
<b>NON-STOCK/SIZES:</b>	For special production run minimum requirements, see Appendix D.
<b>ORDER CODES:</b>	549-126

### FLEXTRA® DRY MATERIAL

ID		NOM. OD		MAX. WP		BEND RADIUS		VACUUM HG		WEIGHT	
in.	mm.	in.	mm.	psi	Mpa	in.	mm.	in.	mm.	lb./ft.	kg./m.
1	25.4	1.58	40.1	75	0.52	3	76	29	737	0.68	1.01
1½	38.1	2.11	53.6	75	0.52	4	89	29	737	1.03	1.53
2	50.8	2.63	66.8	75	0.52	4	102	29	737	1.29	1.92
2½	63.5	3.13	79.5	75	0.52	5	127	29	737	1.65	2.46
3	76.2	3.69	93.7	75	0.52	6	152	29	737	2.15	3.20
4	101.6	4.75	120.7	75	0.52	9	229	29	737	3.09	4.60
5	127.0	5.78	146.9	75	0.52	20	500	29	737	4.16	6.20
6	152.4	6.81	173.1	75	0.52	24	600	29	737	5.47	8.15

AIR &  
MULTIPURPOSE  
General Purpose  
Heavy Duty  
Push-on

CHEMICAL  
TRANSFER

CLEANING  
EQUIPMENT

FOOD  
Transfer  
Washdown

MARINE

MATERIAL  
HANDLING  
Abrasives  
Bulk Transfer  
Cement & Concrete

MINING

PETROLEUM  
Aircraft Fueling  
Dispensing  
Dock  
Transfer

SPRAY

STEAM

VACUUM

VEYANCE

WATER  
Discharge  
Suction &  
Discharge  
Washdown

WELDING

COUPLING  
SYSTEMS

APPENDIX

# MATERIAL HANDLING

AIR &  
MULTIPURPOSE  
*General Purpose*  
*Heavy Duty*  
*Push-on*

CHEMICAL  
TRANSFER

CLEANING  
EQUIPMENT

FOOD  
*Transfer*  
*Washdown*

MARINE

**MATERIAL  
HANDLING**  
*Abrasives*  
*Bulk Transfer*  
*Cement & Concrete*

MINING

PETROLEUM  
*Aircraft Fueling*  
*Dispensing*  
*Dock*  
*Transfer*

SPRAY

STEAM

VACUUM

VEYANCE

WATER  
*Discharge*  
*Suction &*  
*Discharge*  
*Washdown*

WELDING

COUPLING  
SYSTEMS

APPENDIX

## SPIRAFLEX® MULCH BLOWER HOSE



### Product Specifications

- APPLICATION:** For dry conveying of mulch and other materials where abrasion is present and service conditions are moderate. Excellent for low-pressure blowing applications.
- CONSTRUCTION TUBE:** Clear Flexible PVC
- REINFORCEMENT:** Black Rigid PVC Helix
- TEMPERATURE:** 0°F to 158°F ( -18°C to 70°C )
- PACKAGING:** 50'/100' coils. Covered with corrugated cardboard and wrapped with clear stretch film
- BRANDING:** None
- COUPLINGS:** Contact fitting manufacturer for proper fitting recommendation and coupling procedure.
- ORDER CODES:** 586-479

### SPIRAFLEX® MULCH BLOWER

ID		NOM. OD		MAX. WP		BEND RADIUS		VACUUM HG		WEIGHT	
in.	mm.	in.	mm.	psi	Mpa	in.	mm.	in.	mm.	lb./ft.	kg./m.
4	101.6	4.46	113.2	15	0.10	6	152.4	29	737	1.00	1.49
5	127.0	5.61	142.4	15	0.10	9	228.6	29	737	1.60	2.38
6	152.4	6.54	166.2	15	0.10	15	381.0	29	737	2.00	2.98



# MATERIAL HANDLING

## TAN FLEXWING®



### Product Specifications



- APPLICATION:** Tan Flexwing® is for acids, alcohol bases and salt solutions.
- CONSTRUCTION**
  - TUBE:** Tan Pureten™ gum rubber (non oil-resistant) (FDA/USDA compliant)
  - COVER:** Tan Plioflex® synthetic rubber (non oil-resistant) with blue spiral stripe (wrapped impression)
- REINFORCEMENT:** Spiral-plyed synthetic fabric with wire helix
- TEMPERATURE:** 100' lengths, coiled and polywrapped
- PACKAGING:** -40°F to 180°F (-40°C to 82°C)
- BRANDING (SPIRAL):** Example: Goodyear® Tan Flexwing® with Pureten™ 150 psi WP.
- COUPLINGS:** Contact fitting manufacturer for proper fitting recommendation and coupling procedure.
- NON-STOCK/SIZES:** For special production run minimum requirements, see Appendix D.
- ORDER CODES:** 546-068

### TAN FLEXWING®

ID		NOM. OD		MAX. WP		BEND RADIUS		VACUUM HG		WEIGHT	
in.	mm.	in.	mm.	psi	Mpa	in.	mm.	in.	mm.	lb./ft.	kg./m.
1	25.4	1.61	40.9	150	1.03	3.5	89	29	737	0.75	1.12
1¼	31.8	1.91	48.5	150	1.03	4.0	102	29	737	0.95	1.41
1½	38.1	2.14	54.4	150	1.03	4.0	102	29	737	1.08	1.61
2	50.8	2.68	68.1	150	1.03	5.0	127	29	737	1.44	2.14
2½	63.5	3.24	82.3	150	1.03	6.0	152	29	737	1.93	2.87
3	76.2	3.75	95.3	150	1.03	7.0	178	29	737	2.32	3.45
4	101.6	4.83	122.7	150	1.03	10.0	254	29	737	3.39	5.04
6	152.4	6.96	176.8	150	1.03	30.0	762	29	737	6.04	8.99

AIR &  
MULTIPURPOSE  
General Purpose  
Heavy Duty  
Push-on

CHEMICAL  
TRANSFER

CLEANING  
EQUIPMENT

FOOD  
Transfer  
Washdown

MARINE

MATERIAL  
HANDLING  
Abrasives  
Bulk Transfer  
Cement & Concrete

MINING

PETROLEUM  
Aircraft Fueling  
Dispensing  
Dock  
Transfer

SPRAY

STEAM

VACUUM

VEYANCE

WATER  
Discharge  
Suction &  
Discharge  
Washdown

WELDING

COUPLING  
SYSTEMS

APPENDIX



# MATERIAL HANDLING

AIR &  
MULTIPURPOSE  
General Purpose  
Heavy Duty  
Push-on

CHEMICAL  
TRANSFER

CLEANING  
EQUIPMENT

FOOD  
Transfer  
Washdown

MARINE

**MATERIAL  
HANDLING**  
Abrasives  
Bulk Transfer  
Cement & Concrete

MINING

PETROLEUM  
Aircraft Fueling  
Dispensing  
Dock  
Transfer

SPRAY

STEAM

VACUUM

VEYANCE

WATER  
Discharge  
Suction &  
Discharge  
Washdown

WELDING

COUPLING  
SYSTEMS

APPENDIX

## TAN FLEXTRA®



### Product Specifications

<b>APPLICATION:</b>	For tank truck and in-plant service. Used to convey nonoily abrasive materials such as sand, limestone, plastic pellets and dry abrasive food products.
<b>CONSTRUCTION</b>	
<b>TUBE:</b>	Pureten™ gum rubber (FDA/USDA compliant)
<b>COVER:</b>	Tan Plioflex® gum rubber (corrugated) with yellow spiral stripe (wrapped impression)
<b>REINFORCEMENT:</b>	Spiral-plied synthetic fabric with wire helix
<b>TEMPERATURE:</b>	-40°F to 180°F (-40°C to 82°C)
<b>PACKAGING:</b>	1½"–4" 100' lengths, coiled and polywrapped 5"–6" 50' lengths, coiled and polywrapped
<b>BRANDING (SPIRAL):</b>	Example: Goodyear® Tan Flextra® with Pureten™ 75 psi WP.
<b>COUPLINGS:</b>	Contact fitting manufacturer for proper fitting recommendation and coupling procedure.
<b>NON-STOCK/SIZES:</b>	For special production run minimum requirements, see Appendix D.
<b>ORDER CODES:</b>	549-116

### TAN FLEXTRA®

ID		NOM. OD		MAX. WP		BEND RADIUS		VACUUM HG		WEIGHT	
in.	mm.	in.	mm.	psi	Mpa	in.	mm.	in.	mm.	lb./ft.	kg./m.
1½	38.0	2.09	53.1	75	0.52	4	102	29	737	0.99	1.47
2	50.8	2.60	66.0	75	0.52	4	102	29	737	1.21	1.80
3	76.2	3.63	92.2	75	0.52	6	152	29	737	1.94	2.89
4	101.6	4.69	119.1	75	0.52	9	229	29	737	2.74	4.08
5	127.0	5.78	146.8	75	0.52	12	305	29	737	4.26	6.34
6	152.4	6.78	172.2	75	0.52	15	381	29	737	4.92	7.32

# MATERIAL HANDLING

## TAN SOFTWALL



### Product Specifications



- APPLICATION:** A fabric-reinforced hose for the discharge of nonoily abrasive materials such as sand, limestone, gravel, plastic pellets and dry food products. For use where static electrical buildup is not a problem.
- CONSTRUCTION**
- TUBE:** Tan Pureten™ gum rubber (FDA/USDA compliant)
- COVER:** Tan Plioflex® synthetic rubber (wrapped impression)
- REINFORCEMENT:** Spiral-plied synthetic fabric with static wire
- TEMPERATURE:** -40°F to 180°F (-40°C to 82°C)
- PACKAGING:** 2"–4" 100' lengths, coiled and polywrapped  
5"–6" 50' lengths, coiled and polywrapped
- BRANDING (SPIRAL):** Example: Goodyear® Tan Softwall with Pureten™ 75 psi WP.
- COUPLINGS:** Contact fitting manufacturer for proper fitting recommendation and coupling procedure.
- NON-STOCK/SIZES:** For special production run minimum requirements, see Appendix D.
- ORDER CODES:** 549-040

### TAN SOFTWALL

ID		NOM. OD		MAX. WP		WEIGHT	
in.	mm.	in.	mm.	psi	Mpa	lb./ft.	kg./m.
2	50.8	2.68	68.1	75	0.52	1.22	1.82
3	76.2	3.69	93.7	75	0.52	1.80	2.68
4	101.6	4.78	121.4	75	0.52	2.61	3.88
5	127.0	5.77	146.6	75	0.52	3.19	4.75
6	152.4	6.77	172.0	75	0.52	3.78	5.63

AIR &  
MULTIPURPOSE  
General Purpose  
Heavy Duty  
Push-on

CHEMICAL  
TRANSFER

CLEANING  
EQUIPMENT

FOOD  
Transfer  
Washdown

MARINE

MATERIAL  
HANDLING  
Abrasives  
Bulk Transfer  
Cement & Concrete

MINING

PETROLEUM  
Aircraft Fueling  
Dispensing  
Dock  
Transfer

SPRAY

STEAM

VACUUM

VEYANCE

WATER  
Discharge  
Suction &  
Discharge  
Washdown

WELDING

COUPLING  
SYSTEMS

APPENDIX

# MATERIAL HANDLING

AIR &  
MULTIPURPOSE  
*General Purpose*  
*Heavy Duty*  
*Push-on*

CHEMICAL  
TRANSFER

CLEANING  
EQUIPMENT

FOOD  
*Transfer*  
*Washdown*

MARINE

**MATERIAL  
HANDLING**  
*Abrasives*  
*Bulk Transfer*  
*Cement & Concrete*

MINING

PETROLEUM  
*Aircraft Fueling*  
*Dispensing*  
*Dock*  
*Transfer*

SPRAY

STEAM

VACUUM

VEYANCE

WATER  
*Discharge*  
*Suction &*  
*Discharge*  
*Washdown*

WELDING

COUPLING  
SYSTEMS

APPENDIX

## CEMENT & CONCRETE



	Page	Textile	Wire
Allcrete Textile® (plaster, grout, & concrete)	132	Yes	
Allcrete® Wire	133		Yes
Plicord® Auger Arc Piling	131	Yes	
Plicord® Gunite (tan)	134	Yes	

## PLICORD® AUGER ARC PILING



### Product Specifications

- APPLICATION:** For use in handling a multitude of materials being pumped to concrete forms and structures.
- CONSTRUCTION**
  - TUBE:** Black Tufsyn®
  - COVER:** Black SBR with gray abrasion-resistant spiral strip
- REINFORCEMENT:** 6 fabric plies with boot straps
- TEMPERATURE:** -35°F to 180°F (-37°C to 82°C)
- PACKAGING:** 50' lengths, coiled and poly-wrapped
- BRANDING (SPIRAL):** Example: Goodyear® Auger ARC Piling.
- COUPLINGS:** Contact fitting manufacturer for proper fitting recommendation and coupling procedure.
- NON-STOCK/SIZES:** For special production run minimum requirements, see Appendix D.
- ORDER CODES:** 549-815

### PLICORD® AUGER ARC PILING

ID		NOM. OD		MAX. WP		WEIGHT	
in.	mm.	in.	mm.	psi	Mpa	lb./ft.	kg./m.
2	50.8	3.03	77.0	1000	6.9	1.92	2.86
2½	63.5	3.48	88.4	800	5.5	2.18	3.24
3	76.2	4.02	102.1	800	5.5	2.66	3.96

AIR &  
MULTIPURPOSE  
*General Purpose*  
*Heavy Duty*  
*Push-on*

CHEMICAL  
TRANSFER

CLEANING  
EQUIPMENT

FOOD  
*Transfer*  
*Washdown*

MARINE

MATERIAL  
HANDLING  
*Abrasives*  
*Bulk Transfer*  
**Cement & Concrete**

MINING

PETROLEUM  
*Aircraft Fueling*  
*Dispensing*  
*Dock*  
*Transfer*

SPRAY

STEAM

VACUUM

VEYANCE

WATER  
*Discharge*  
*Suction &*  
*Discharge*  
*Washdown*

WELDING

COUPLING  
SYSTEMS

APPENDIX

# MATERIAL HANDLING

AIR &  
MULTIPURPOSE  
*General Purpose  
Heavy Duty  
Push-on*

CHEMICAL  
TRANSFER

CLEANING  
EQUIPMENT

FOOD  
*Transfer  
Washdown*

MARINE

**MATERIAL  
HANDLING**  
*Abrasives  
Bulk Transfer  
Cement & Concrete*

MINING

PETROLEUM  
*Aircraft Fueling  
Dispensing  
Dock  
Transfer*

SPRAY

STEAM

VACUUM

VEYANCE

WATER  
*Discharge  
Suction &  
Discharge  
Washdown*

WELDING

COUPLING  
SYSTEMS

APPENDIX

## ALLCRETE® TEXTILE PLASTER, GROUT & CONCRETE



### Product Specifications

- APPLICATION:** For use in plaster & grout and shotcrete applications, handling a multitude of materials being pumped to concrete structures, dams, tunnel faces, swimming pools, etc. For use as a flexible connection between pumping equipment and hard piping.
- CONSTRUCTION TUBE:** Black Tufsyn® synthetic rubber
- COVER:** Black Plioflex® rubber (wrapped impression)
- REINFORCEMENT:** Spiral-plied high-strength fabric
- TEMPERATURE:** -25°F to 180°F (-32°C to 82°C)
- PACKAGING:** 50' lengths, coiled and polywrapped
- BRANDING:** Example: Allcrete® Textile Ply Plaster, Grout Concrete Goodyear® 2" 1233 psi / 85 Bars WP. Weight filled with concrete (150 lbs/ft<sup>3</sup>). Meets or Exceeds CPMA 27-2000.
- COUPLINGS:** Contact fitting manufacturer for proper fitting recommendation and coupling procedure.
- NON-STOCK/SIZES:** For special production run minimum requirements, see Appendix D.
- ORDER CODES:** 549-638

### ALLCRETE® TEXTILE

ID		NOM. OD		MAX. WP		WEIGHT	
in.	mm.	in.	mm.	psi	Mpa	lb./ft.	kg./m.
1	25.4	1.67	42.3	1233	8.5	0.67	1.00
1¼	32	1.93	48.96	1233	8.5	0.80	1.19
1½	38.1	2.31	58.7	1233	8.5	1.14	1.70
2	51.6	2.83	71.8	1233	8.5	1.46	2.18
2½	63.69	3.40	86.3	1233	8.5	1.96	2.92
3	76.14	3.92	99.6	1233	8.5	2.39	3.56
4	102.13	4.96	125.97	1233	8.5	2.71	4.04
5	127.0	6.06	153.37	1233	8.5	3.10	4.62

**GOODYEAR**  
ENGINEERED PRODUCTS

# MATERIAL HANDLING

## ALLCRETE® WIRE



### Product Specifications

- APPLICATION:** For handling wet concrete with high head pressures at the critical flex areas of a concrete boom truck and as a discharge hose on the delivery end of high-pressure concrete pumps.
- CONSTRUCTION TUBE:** Black Tufsyn® synthetic rubber
- COVER:** Black Plioflex® rubber (wrapped impression)
- REINFORCEMENT:** Spiral-plied high-strength wire
- TEMPERATURE:** -40°F to 180°F (-40°C to 82°C)
- PACKAGING:** 50' lengths, coiled and polywrapped
- BRANDING:** Allcrete Steel Reinforced Concrete Hose Goodyear® 3" ID 1233 psi / 85 Bars WP. Weight filled with concrete (150 lbs/ft<sup>3</sup>). Meets or Exceeds CPMA 27-2000.
- COUPLINGS:** Contact fitting manufacturer for proper fitting recommendation and coupling procedure.
- NON-STOCK/SIZES:** For special production run minimum requirements, see Appendix D.
- ORDER CODES:** 549-670

### ALLCRETE® WIRE

ID		NOM. OD		MAX. WP		BEND RADIUS		WEIGHT	
in.	mm.	in.	mm.	psi	Mpa	in.	mm.	lb./ft.	kg./m.
2	50.8	3.01	76.4	1233	8.5	9	275	2.75	4.10
2½	63.5	3.50	88.9	1233	8.5	12	300	3.28	4.92
3	76.2	3.98	101.3	1233	8.5	14	350	3.80	5.65
4	101.6	5.02	127.4	1233	8.5	16	400	4.90	7.29
5	127.0	6.00	152.5	1233	8.5	20	500	5.98	8.90

AIR &  
MULTIPURPOSE  
*General Purpose  
Heavy Duty  
Push-on*

CHEMICAL  
TRANSFER

CLEANING  
EQUIPMENT

FOOD  
*Transfer  
Washdown*

MARINE

MATERIAL  
HANDLING  
*Abrasives  
Bulk Transfer  
Cement & Concrete*

MINING

PETROLEUM  
*Aircraft Fueling  
Dispensing  
Dock  
Transfer*

SPRAY

STEAM

VACUUM

VEYANCE

WATER  
*Discharge  
Suction &  
Discharge  
Washdown*

WELDING

COUPLING  
SYSTEMS

APPENDIX

# MATERIAL HANDLING

AIR &  
MULTIPURPOSE  
*General Purpose  
Heavy Duty  
Push-on*

CHEMICAL  
TRANSFER

CLEANING  
EQUIPMENT

FOOD  
*Transfer  
Washdown*

MARINE

**MATERIAL  
HANDLING**  
*Abrasives  
Bulk Transfer  
Cement & Concrete*

MINING

PETROLEUM  
*Aircraft Fueling  
Dispensing  
Dock  
Transfer*

SPRAY

STEAM

VACUUM

VEYANCE

WATER  
*Discharge  
Suction &  
Discharge  
Washdown*

WELDING

COUPLING  
SYSTEMS

APPENDIX

## PLICORD® GUNITE TAN



### Product Specifications

<b>APPLICATION:</b>	For the efficient transfer of sand and cement to the placement mixing gun nozzle. Recommended for all types of gunning applications.
<b>CONSTRUCTION</b>	
<b>TUBE:</b>	Tan Pureten™ gum rubber or black Tufsyn® rubber
<b>COVER:</b>	Tan Plioflex® synthetic rubber (wrapped impression)
<b>REINFORCEMENT:</b>	Spiral-plied synthetic fabric
<b>TEMPERATURE:</b>	-40°F to 180°F (-40°C to 82°C)
<b>PACKAGING:</b>	50' lengths, coiled and polywrapped
<b>BRANDING (SPIRAL):</b>	Example: Goodyear® Gunite 150 Max WP.
<b>COUPLINGS:</b>	Contact fitting manufacturer for proper fitting recommendation and coupling procedure.
<b>NON-STOCK/SIZES:</b>	For special production run minimum requirements, see Appendix D.
<b>ORDER CODES:</b>	549-862 (tan Pureten) 549-863 (black Tufsyn) 549-865 (tan Pureten with anti-static wires)

### PLICORD® GUNITE

ID		NOM. OD		MAX. WP		WEIGHT	
in.	mm.	in.	mm.	psi	Mpa	lb./ft.	kg./m.
1¼	31.8	2.16	54.9	150	1.03	1.24	1.85
1½	38.1	2.43	61.7	150	1.03	1.48	2.20
1⅝	41.3	2.58	65.5	150	1.03	1.60	2.38
1¾	44.5	2.70	68.6	150	1.03	1.68	2.50
2	50.8	2.94	74.7	150	1.03	1.86	2.77



## MINING



	Page	Thermoplastic	Rubber	MSHA	Temp Range	Static Dissipating Tube
Brigade™ Mine	137	Yes		Yes	-10°F to 150°F	
Flextra® Rock Dust	138		Yes	Yes	-25°F to 200°F	Yes
M&P Mine Conduit	139		Yes	Yes	-20°F to 200°F	
Mine Spray	136		Yes	Yes	0°F to 200°F	
Plicord® Ammonium Nitrate Pellet	140		Yes		-25°F to 200°F	Yes
Plicord® Mine Conduit	141		Yes	Yes	-40°F to 200°F	
Spiraflex® Rock Dust - Yellow Cover	143	Yes		Yes	0°F to 158°F	
Spiraflex® Cable Guard	142	Yes		Yes	0°F to 150°F	
Spiraflex® Red	220	Yes		Yes	-10°F to 150°F	
Spiraflex® Yellow	221	Yes		Yes	-10°F to 150°F	
TunnelCote™ Rock Dust - Black Cover	144		Yes	Yes	-25°F to 200°F	Yes

AIR &  
MULTIPURPOSE  
*General Purpose*  
*Heavy Duty*  
*Push-on*

CHEMICAL  
TRANSFER

CLEANING  
EQUIPMENT

FOOD  
*Transfer*  
*Washdown*

MARINE

MATERIAL  
HANDLING  
*Abrasives*  
*Bulk Transfer*  
*Cement & Concrete*

### MINING

PETROLEUM  
*Aircraft Fueling*  
*Dispensing*  
*Dock*  
*Transfer*

SPRAY

STEAM

VACUUM

VEYANCE

WATER  
*Discharge*  
*Suction &*  
*Discharge*  
*Washdown*

WELDING

COUPLING  
SYSTEMS

APPENDIX

AIR &  
MULTIPURPOSE  
*General Purpose  
Heavy Duty  
Push-on*

CHEMICAL  
TRANSFER

CLEANING  
EQUIPMENT

FOOD  
*Transfer  
Washdown*

MARINE

MATERIAL  
HANDLING  
*Abrasives  
Bulk Transfer  
Cement & Concrete*

MINING

PETROLEUM  
*Aircraft Fueling  
Dispensing  
Dock  
Transfer*

SPRAY

STEAM

VACUUM

VEYANCE

WATER  
*Discharge  
Suction &  
Discharge  
Washdown*

WELDING

COUPLING  
SYSTEMS

APPENDIX

## MINE SPRAY



### Product Specifications

- APPLICATION:** For general underground water spray service in dust control applications. It is also used on continuous mining machinery at the headface and on other mechanical mining machines.
- CONSTRUCTION**  
**TUBE:** Nitrile synthetic rubber RMA Class B (medium oil resistance)
- COVER:** Yellow Chemivic™ synthetic rubber RMA Class B (medium oil resistance) (Meets flame test requirements of MSHA Schedule 26-Section 18.65), smooth finish
- REINFORCEMENT:** Braided (1) steel wire
- TEMPERATURE:** 0°F to 200°F (-18°C to 93°C)
- PACKAGING:**
- |      |   |
|------|---|
| 3/4" | 500' reels or 50' cut lengths, 20 pieces per carton |
| 1"   | 500' reels or 50' cut lengths, 12 pieces per carton |
| 1¼"  | 500' reels or 50' cut lengths, 8 pieces per carton  |
| 1½"  | 300' reels or 50' cut lengths, 6 pieces per carton  |
| 2"   | 50' cut lengths, 4 pieces per carton                |
- BRANDING:** Example: Goodyear® 1" Mine Spray 1000 psi WP, Fire-Resistant, USMSHA IC-11/9. Made in USA.
- COUPLINGS:** Contact fitting manufacturer for proper fitting recommendation and coupling procedure.
- NON-STOCK/SIZES:** For special production run minimum requirements, see Appendix D.
- ORDER CODES:** 539-421

### MINE SPRAY

ID		NOM. OD		MAX. WP		WEIGHT	
in.	mm.	in.	mm.	psi	Mpa	lb./ft.	kg./m.
3/4	19.1	1.14	29.0	1000	6.9	0.44	0.65
1	25.4	1.45	36.8	1000	6.9	0.63	0.94
1¼	31.8	1.75	44.5	1000	6.9	0.86	1.28
1½	38.1	1.98	50.3	1000	6.9	1.08	1.61
2	50.8	2.55	64.8	1000	6.9	1.57	2.34

## BRIGADE™ MINE

GOOD YEAR BRIGADE MINE FLAME-RESISTANT



### Product Specifications

- APPLICATION:** For use as a mine fire protection hose in underground mines.
- CONSTRUCTION**
  - TUBE:** Black fire-resistant Pliovic®
  - COVER:** Orange fire-resistant Pliovic
- REINFORCEMENT:** Spiral synthetic yarn
- TEMPERATURE:** -10°F to 150°F (-23°C to 66°C)
- PACKAGING:**
  - 1½" 500' continuous one piece, coiled and banded
  - 2" 400' continuous one piece, coiled and banded
  - 2½" 300' continuous one piece, coiled and banded
- BRANDING (SPIRAL):** Example: Goodyear® Brigade Mine Flame-Resistant. USMSHA No. 2G14. 2" (52.6mm) 150 psi (1.03 Mpa). Made in USA.
- COUPLINGS:** Contact fitting manufacturer for proper fitting recommendation and coupling procedure.
- NON-STOCK/SIZES:** For special production run minimum requirements, see Appendix D.
- ORDER CODES:** 537-506 (150 psi) 537-508 (200 psi)

### BRIGADE™ MINE

ID		NOM. OD		MAX. WP		WEIGHT	
in.	mm.	in.	mm.	psi	Mpa	lb./ft.	kg./m.
1½	38.1	1.75	44.5	150	1.03	0.23	0.34
2	50.8	2.27	57.7	150	1.03	0.34	0.51
2½	63.5	2.83	71.9	150	1.03	0.51	0.76
1½	38.1	1.72	43.7	200	1.38	0.25	0.37
2	50.8	2.29	58.2	200	1.38	0.36	0.54
2½	63.5	2.68	68.1	200	1.38	0.51	0.76

Note: Working pressures are rated at 72°F.

AIR &  
MULTIPURPOSE  
General Purpose  
Heavy Duty  
Push-on

CHEMICAL  
TRANSFER

CLEANING  
EQUIPMENT

FOOD  
Transfer  
Washdown

MARINE

MATERIAL  
HANDLING  
Abrasives  
Bulk Transfer  
Cement & Concrete

### MINING

PETROLEUM  
Aircraft Fueling  
Dispensing  
Dock  
Transfer

SPRAY

STEAM

VACUUM

VEYANCE

WATER  
Discharge  
Suction &  
Discharge  
Washdown

WELDING

COUPLING  
SYSTEMS

APPENDIX

AIR &  
MULTIPURPOSE  
*General Purpose  
Heavy Duty  
Push-on*

CHEMICAL  
TRANSFER

CLEANING  
EQUIPMENT

FOOD  
*Transfer  
Washdown*

MARINE

MATERIAL  
HANDLING  
*Abrasives  
Bulk Transfer  
Cement & Concrete*

MINING

PETROLEUM  
*Aircraft Fueling  
Dispensing  
Dock  
Transfer*

SPRAY

STEAM

VACUUM

VEYANCE

WATER  
*Discharge  
Suction &  
Discharge  
Washdown*

WELDING

COUPLING  
SYSTEMS

APPENDIX

## FLEXTRA® ROCK DUST



### Product Specifications

- APPLICATION:** For handling rock dust operations in underground mines.
- CONSTRUCTION**  
**TUBE:** Black Tufsyn® synthetic rubber (static dissipating/static conductive)
- COVER:** Yellow Chemivic™ synthetic rubber, flame-resistant (MSHA) (wrapped impression)
- REINFORCEMENT:** Spiral-plied synthetic fabric with wire helix
- TEMPERATURE:** -25°F to 200°F (-32°C to 93°C)
- PACKAGING:** 50' lengths, coiled and polywrapped
- BRANDING (SPIRAL):** Example: Goodyear® Rock Dust Flame-Resistant MSHA IC 11/7.
- COUPLINGS:** Contact fitting manufacturer for proper fitting recommendation and coupling procedure. Soft-cuffed ends available upon special request.
- NON-STOCK/SIZES:** For special production run minimum requirements, see Appendix D.
- ORDER CODES:** 549-668

### FLEXTRA® ROCK DUST

ID		NOM. OD		MAX. WP		BEND RADIUS		VACUUM HG		WEIGHT	
in.	mm.	in.	mm.	psi	Mpa	in.	mm.	in.	mm.	lb./ft.	kg./m.
1¼	31.8	1.59	40.5	100	0.69	6	152	29	737	0.48	0.72
1½	38.1	1.85	46.9	100	0.69	6	152	29	737	0.60	0.89
2	50.8	2.37	60.3	100	0.69	8	203	29	737	0.80	1.19
2½	63.5	2.89	73.3	100	0.69	10	254	29	737	1.06	1.58
3	76.2	3.35	85.1	50	0.34	12	305	29	737	1.20	1.79
4	101.6	4.41	111.9	50	0.34	16	406	29	737	1.71	2.55

## M&P MINE CONDUIT



### Product Specifications

- APPLICATION:** A fabric-reinforced conduit hose for use as an electrical cable cover in underground mine service.
- CONSTRUCTION**
  - TUBE:** Black flame-resistant synthetic
  - COVER:** Black flame-resistant synthetic (smooth cover)
- REINFORCEMENT:** Spiral synthetic yarn
- TEMPERATURE:** -20°F to 200°F (-29°C to 93°C)
- PACKAGING:** Stocked in 50' pieces per box
- BRANDING:** Example: 3/4" (19.1mm) Mine Conduit Made in USA Goodyear®. US MSHA #2G-14-7X
- COUPLINGS:** Contact fitting manufacturer for proper fitting recommendation and coupling procedure.
- NON-STOCK/SIZES:** For special production run minimum requirements, see Appendix D.
- ORDER CODES:** 569-045

### M&P MINE CONDUIT

ID		NOM. OD		WEIGHT	
in.	mm.	in.	mm.	lb./ft.	kg./m.
1/2	12.7	0.94	23.9	0.29	0.43
5/8	15.9	1.06	26.9	0.35	0.52
3/4	19.1	1.19	30.2	0.39	0.58
7/8	22.2	1.32	33.5	0.45	0.67
1	25.4	1.43	36.3	0.46	0.68
1 1/8	28.6	1.56	39.6	0.60	0.89
1 1/4	31.8	1.69	42.9	0.62	0.92
1 3/8	34.9	1.82	46.2	0.71	1.06
1 1/2	38.1	1.95	49.5	0.75	1.12

AIR &  
MULTIPURPOSE  
General Purpose  
Heavy Duty  
Push-on

CHEMICAL  
TRANSFER

CLEANING  
EQUIPMENT

FOOD  
Transfer  
Washdown

MARINE

MATERIAL  
HANDLING  
Abrasives  
Bulk Transfer  
Cement & Concrete

MINING

PETROLEUM  
Aircraft Fueling  
Dispensing  
Dock  
Transfer

SPRAY

STEAM

VACUUM

VEYANCE

WATER  
Discharge  
Suction &  
Discharge  
Washdown

WELDING

COUPLING  
SYSTEMS

APPENDIX

AIR &  
MULTIPURPOSE  
*General Purpose  
Heavy Duty  
Push-on*

CHEMICAL  
TRANSFER

CLEANING  
EQUIPMENT

FOOD  
*Transfer  
Washdown*

MARINE

MATERIAL  
HANDLING  
*Abrasives  
Bulk Transfer  
Cement & Concrete*

MINING

PETROLEUM  
*Aircraft Fueling  
Dispensing  
Dock  
Transfer*

SPRAY

STEAM

VACUUM

VEYANCE

WATER  
*Discharge  
Suction &  
Discharge  
Washdown*

WELDING

COUPLING  
SYSTEMS

APPENDIX

## PLICORD® AMMONIUM NITRATE PELLET



### Product Specifications

<b>APPLICATION:</b>	For pellet transfer in blasting hole loading.
<b>CONSTRUCTION</b>	
<b>TUBE:</b>	Black Nitrile synthetic rubber (static dissipating/static conductive)
<b>COVER:</b>	Black Nitrile synthetic rubber (static dissipating/static conductive)
<b>REINFORCEMENT:</b>	Spiral-plied synthetic fabric
<b>TEMPERATURE:</b>	-25°F to 200°F (-32°C to 93°C)
<b>PACKAGING:</b>	100' lengths, coiled and polywrapped
<b>BRANDING (SPIRAL):</b>	Example: Goodyear® Ammonium Nitrate Pellet 100 psi.
<b>COUPLINGS:</b>	Contact fitting manufacturer for proper fitting recommendation and coupling procedure.
<b>NON-STOCK/SIZES:</b>	For special production run minimum requirements, see Appendix D.
<b>ORDER CODES:</b>	549-232

### PLICORD® AMMONIUM NITRATE PELLET

ID		NOM. OD		MAX. WP		WEIGHT	
in.	mm.	in.	mm.	psi	Mpa	lb./ft.	kg./m.
3/4	19.1	1.17	29.7	100	0.69	0.33	0.49
1	25.4	1.42	36.1	100	0.69	0.34	0.51
1½	38.1	1.92	48.8	100	0.69	0.59	0.88
2	50.8	2.49	63.3	100	0.69	0.76	1.13
2½	63.5	2.94	74.7	100	0.69	0.90	1.34
3	76.2	3.42	86.9	100	0.69	1.10	1.64

## PLICORD® MINE CONDUIT



### Product Specifications

- APPLICATION:** A fabric-reinforced hose for use as an electrical cable cover in underground mines. Meets MSHA standards for flame-resistant cover.
- CONSTRUCTION**
  - TUBE:** Black Wingprene® synthetic rubber
  - COVER:** Black Wingprene® synthetic rubber, flame-resistant (wrapped impression)
- REINFORCEMENT:** Spiral-plied synthetic fabric
- TEMPERATURE:** -40°F to 200°F (-40°C to 93°C)
- PACKAGING:** 50' lengths, coiled and polywrapped
- BRANDING (SPIRAL):** Example: Goodyear® Mine Conduit Hose, Flame-Resistant, USMSHA, #2G-14/15.
- COUPLINGS:** Contact fitting manufacturer for proper fitting recommendation and coupling procedure.
- NON-STOCK/SIZES:** For special production run minimum requirements, see Appendix D.
- ORDER CODES:** 549-039 (black cover)      549-035 (yellow cover)

### PLICORD® MINE CONDUIT

ID		NOM. OD		WEIGHT	
in.	mm.	in.	mm.	lb./ft.	kg./m.
1/2	12.7	0.94	23.9	0.30	0.45
5/8	15.9	1.06	26.9	0.35	0.52
3/4	19.1	1.18	30.0	0.40	0.60
7/8	22.2	1.30	33.0	0.45	0.67
1	25.4	1.43	36.3	0.50	0.74
1 1/8	28.6	1.58	40.1	0.56	0.83
1 1/4	31.8	1.69	42.9	0.61	0.91
1 3/8	34.9	1.81	46.0	0.66	0.98
1 1/2	38.1	1.93	49.0	0.71	1.06
1 3/4	44.5	2.21	56.1	0.82	1.22
2	50.8	2.42	61.5	0.87	1.29
2 1/4	57.2	2.67	67.9	0.97	1.43
2 3/8	60.3	2.80	71.0	1.02	1.52
2 1/2	63.5	2.92	74.2	1.06	1.58
3	76.2	3.41	86.5	1.26	1.86
4	101.6	4.44	112.7	1.66	2.45



AIR &  
MULTIPURPOSE  
General Purpose  
Heavy Duty  
Push-on

CHEMICAL  
TRANSFER

CLEANING  
EQUIPMENT

FOOD  
Transfer  
Washdown

MARINE

MATERIAL  
HANDLING  
Abrasives  
Bulk Transfer  
Cement & Concrete

MINING

PETROLEUM  
Aircraft Fueling  
Dispensing  
Dock  
Transfer

SPRAY

STEAM

VACUUM

VEYANCE

WATER  
Discharge  
Suction &  
Discharge  
Washdown

WELDING

COUPLING  
SYSTEMS

APPENDIX

AIR &  
MULTIPURPOSE  
*General Purpose  
Heavy Duty  
Push-on*

CHEMICAL  
TRANSFER

CLEANING  
EQUIPMENT

FOOD  
*Transfer  
Washdown*

MARINE

MATERIAL  
HANDLING  
*Abrasives  
Bulk Transfer  
Cement & Concrete*

## SPIRAFLEX® CABLE GUARD



### Product Specifications

**APPLICATION:** For use as a protective cover for supply lines. Flame-resistant MSHA approved.

**CONSTRUCTION**

**TUBE:** Clear Pliovic® corrugated for flexibility, MSHA

**HELIX:** Clear Pliovic corrugated for flexibility, MSHA

**TEMPERATURE:** 0°F to 150°F (-18°C to 66°C)

**PACKAGING:** Continuous one piece, coiled and polywrapped, available in 50' or 100' lengths, available preslit longitudinally for easy installation.

**BRANDING:** Example: Cable Guard, USMSHA IC-11/12. Made in USA Goodyear®.

**NON-STOCK/SIZES:** For special production run minimum requirements, see Appendix D.

**ORDER CODES:** 586-438

## MINING

PETROLEUM  
*Aircraft Fueling  
Dispensing  
Dock  
Transfer*

SPRAY

STEAM

VACUUM

VEYANCE

WATER  
*Discharge  
Suction &  
Discharge  
Washdown*

WELDING

COUPLING  
SYSTEMS

APPENDIX

### SPIRAFLEX® CABLE GUARD

ID		NOM. OD		BEND RADIUS		WEIGHT	
in.	mm.	in.	mm.	psi	Mpa	lb./ft.	kg./m.
2	50.8	2.28	57.9	3	76	0.34	0.51
3	76.2	3.37	85.6	6	152	0.52	0.77
4	101.6	4.44	112.8	9	229	0.75	1.12



## SPIRAFLEX® ROCK DUST



### Product Specifications

- APPLICATION:** Rock Dust hose is a lightweight, flexible alternative to the rubber hose for handling rock dusting in underground coal mines.
- CONSTRUCTION**
  - TUBE:** Green Pliovic®, meets MSHA standards USMSHA
  - COVER:** Green Pliovic, meets MSHA standards USMSHA
- REINFORCEMENT:** Rigid white Pliovic PVC helix
- TEMPERATURE:** 0°F to 158°F (-18°C to 70°C)
- PACKAGING:** 100' lengths, coiled and polywrapped
- BRANDING:** Example: Rock Dust USMSHA 2G-1C-14C/17 Made in USA Goodyear®.
- COUPLINGS:** Contact fitting manufacturer for proper fitting recommendation and coupling procedure.
- NON-STOCK/SIZES:** Static wire available, contact Customer Service.
- ORDER CODES:** 586-426 (corrugated cover)  
586-427 (smooth cover with static wire, not available in 4")

### SPIRAFLEX® ROCK DUST

ID		NOM. OD		MAX. WP		BEND RADIUS		VACUUM HG		WEIGHT	
in.	mm.	in.	mm.	psi	Mpa	in.	mm.	in.	mm.	lb./ft.	kg./m.
1½	38.1	1.75	44.5	44	0.30	4	97	29	737	0.28	0.42
2	50.8	2.35	59.7	30	0.21	6	140	29	737	0.61	0.91
2½	63.5	2.87	72.9	30	0.21	7	178	29	737	0.61	0.91
3	76.2	3.40	86.4	30	0.21	8	203	29	737	0.77	1.15
4	101.6	4.45	113.0	27	0.19	14	356	15	381	0.95	1.41

AIR &  
MULTIPURPOSE  
General Purpose  
Heavy Duty  
Push-on

CHEMICAL  
TRANSFER

CLEANING  
EQUIPMENT

FOOD  
Transfer  
Washdown

MARINE

MATERIAL  
HANDLING  
Abrasives  
Bulk Transfer  
Cement & Concrete

MINING

PETROLEUM  
Aircraft Fueling  
Dispensing  
Dock  
Transfer

SPRAY

STEAM

VACUUM

VEYANCE

WATER  
Discharge  
Suction &  
Discharge  
Washdown

WELDING

COUPLING  
SYSTEMS

APPENDIX

AIR &  
MULTIPURPOSE  
*General Purpose  
Heavy Duty  
Push-on*

CHEMICAL  
TRANSFER

CLEANING  
EQUIPMENT

FOOD  
*Transfer  
Washdown*

MARINE

MATERIAL  
HANDLING  
*Abrasives  
Bulk Transfer  
Cement & Concrete*

MINING

PETROLEUM  
*Aircraft Fueling  
Dispensing  
Dock  
Transfer*

SPRAY

STEAM

VACUUM

VEYANCE

WATER  
*Discharge  
Suction &  
Discharge  
Washdown*

WELDING

COUPLING  
SYSTEMS

APPENDIX

## TUNNELCOTE™ ROCK DUST



### Product Specifications



<b>APPLICATION:</b>	For handling rock dust operations in underground mines. Offered in corrugated or smooth cover. Optional reflective tape available in either style.		
<b>CONSTRUCTION TUBE:</b>	Black Tufsyn® synthetic rubber (static dissipating / static conductive)		
<b>COVER:</b>	SMOOTH (Flexwing®): Black Wingprene® synthetic rubber, flame resistant (MSHA) (wrapped impression) CORRUGATED (Flextra®): Black Wingprene® synthetic rubber, flame resistant (MSHA) (wrapped impression)		
<b>REINFORCEMENT:</b>	Spiral-plied synthetic fabric with dual wire helix		
<b>TEMPERATURE:</b>	-25°F to 200°F (-32°C to 93°C)		
<b>PACKAGING:</b>	50' length, coiled & polywrapped		
<b>BRANDING (SPIRAL):</b>	Example: Goodyear® TunnelCote™ rock dust flame resistant msha IC-11/14 (embossed)		
<b>COUPLINGS:</b>	Contact fitting manufacturer for proper fitting recommendation and coupling procedure. Soft-cuffed ends standard. Plain ends available upon request.		
<b>NON-STOCK/SIZES:</b>	400' minimum order, contact customer service		
<b>ORDER CODES:</b>	Smooth Cover Flexwing®: 546-469	546-470 (with 10mm wide spiral reflective tape added)	
	Corrugated Cover Flextra®: 546-467	546-468 (with 10mm wide spiral reflective tape added)	

### FLEXWING® SMOOTH

ID		NOM. OD		MAX. WP		BEND RADIUS		VACUUM HG		WEIGHT	
in.	mm.	in.	mm.	psi	Mpa	in.	mm.	in.	mm.	lb./ft.	kg./m.
1¼	32.0	1.62	41.1	100	0.69	5	127	29	737	0.54	0.80
1½	38.0	1.85	47.1	100	0.69	6	152	29	737	0.63	0.94
2	51.2	2.40	60.9	100	0.69	8	203	29	737	0.88	1.31
2½	63.7	2.92	74.3	100	0.69	10	254	29	737	1.21	1.80
3	76.1	3.42	86.8	100	0.69	12	305	29	737	1.44	2.14

### FLEXTRA® CORRUGATED

ID		NOM. OD		MAX. WP		BEND RADIUS		VACUUM HG		WEIGHT	
in.	mm.	in.	mm.	psi	Mpa	in.	mm.	in.	mm.	lb./ft.	kg./m.
1¼	32.0	1.57	39.9	100	0.69	2½	64	29	737	0.46	0.68
1½	38.0	1.80	45.9	100	0.69	3	76	29	737	0.54	0.80
2	51.2	2.35	59.7	100	0.69	4	102	29	737	0.76	1.13
2½	63.7	2.86	72.7	100	0.69	6	152	29	737	1.01	1.50
3	76.1	3.35	85.2	100	0.69	8	203	29	737	1.21	1.80

## AIRCRAFT FUELING



	Page	API 1529	NFPA	EN 1361	Static Dissipating Cover
Advantage™	148	Yes	Yes		Yes
Deadman Aircraft Refueling	149				
Jet Ranger™	147	Yes	Yes	Yes	Yes
Refueling Sensing	150				
Wingcraft™	146	Yes	Yes		Yes

AIR &  
MULTIPURPOSE  
General Purpose  
Heavy Duty  
Push-on

CHEMICAL  
TRANSFER

CLEANING  
EQUIPMENT

FOOD  
Transfer  
Washdown

MARINE

MATERIAL  
HANDLING  
Abrasives  
Bulk Transfer  
Cement & Concrete

MINING

**PETROLEUM**  
Aircraft Fueling  
Dispensing  
Dock  
Transfer

SPRAY

STEAM

VACUUM

VEYANCE

WATER  
Discharge  
Suction &  
Discharge  
Washdown

WELDING

COUPLING  
SYSTEMS

APPENDIX

AIR &  
MULTIPURPOSE  
General Purpose  
Heavy Duty  
Push-on

CHEMICAL  
TRANSFER

CLEANING  
EQUIPMENT

FOOD  
Transfer  
Washdown

MARINE

MATERIAL  
HANDLING  
Abrasives  
Bulk Transfer  
Cement & Concrete

MINING

PETROLEUM  
Aircraft Fueling  
Dispensing  
Dock  
Transfer

SPRAY

STEAM

VACUUM

VEYANCE

WATER  
Discharge  
Suction &  
Discharge  
Washdown

WELDING

COUPLING  
SYSTEMS

APPENDIX

## WINGCRAFT™



### Product Specifications

<b>APPLICATION:</b>	For fueling or defueling* commercial and private aircraft. It handles jet fuel and the higher aromatic aviation gasolines. Its high working pressure permits use in fuel cart hydrant service. Hose meets API Bulletin 1529–6th edition, 2005 and N.F.P.A. Bulletin #407 (2007 revision).
<b>CONSTRUCTION TUBE:</b>	Black Nitrile synthetic rubber
<b>COVER:</b>	Black Wingprene® (ORS) static dissipating/static conductive synthetic rubber
<b>REINFORCEMENT:</b>	Spiral-plied synthetic fabric
<b>TEMPERATURE:</b>	-35°F to 200°F (-37°C to 93°C)
<b>PACKAGING:</b>	Cut lengths, coiled and polywrapped
<b>BRANDING:</b>	Example: Goodyear® Wingcraft™ Aircraft Fueling NFPA407, API/IP 1529/2005 Type C, Grade 2, 2", 2000 Kpa (300 psi) MAX WP.
<b>COUPLINGS:</b>	Contact fitting manufacturer for proper fitting recommendation and coupling procedures.
<b>NON-STOCK/SIZES:</b>	Custom lengths and fitting configurations available.
<b>ORDER CODES:</b>	(1" to 3") 543-738                      (4") 541-738

### WINGCRAFT™

ID		NOM. OD		MAX. WP		WEIGHT	
in.	mm.	in.	mm.	psi	Mpa	lb./ft.	kg./m.
1	25.4	1.58	40.1	300	2.07	0.63	0.94
1¼	31.8	1.89	48.0	300	2.07	0.84	1.25
1½	38.1	2.13	54.1	300	2.07	0.96	1.43
2	50.8	2.72	69.1	300	2.07	1.43	2.13
2½	63.5	3.22	81.8	300	2.07	1.72	2.56
3	76.2	3.70	94.0	300	2.07	2.02	3.01
4	101.6	4.80	121.9	300	2.07	2.89	4.30

Note: Bulk hose and factory's assemblies are hydrostatic tested to 600 psi and certified.

\*Gravity defueling only.

## JET RANGER™



### Product Specifications

- APPLICATION:** Used in the fueling and defueling\* of commercial and private aircraft. Resistant to jet fuel and higher aromatic aviation gasolines. Also for use on hydrant service. Meets both API 1529–6th edition, 2005 and European Standard BS EN 1361; 2004.
- CONSTRUCTION**
  - TUBE:** Black Nitrile synthetic rubber
  - COVER:** Black Wingprene® (ORS) static dissipating/static conductive synthetic rubber (wrapped finish)
- REINFORCEMENT:** Spiral-ply (4) synthetic fabric and one nylon breaker
- TEMPERATURE:** -35°F to 200°F (-37°C to 93°C)
- PACKAGING:** Cut lengths, coiled and polywrapped
- BRANDING (SPIRAL):** Example: Goodyear® Jet Ranger EN 1361:2004/C/OMEGA, NFPA 407 API/IP 1529/2005 Type C, Grade 2, 2 1/2", 2000 Kpa/20 bars/300 psi MAX WP.
- COUPLINGS:** Contact fitting manufacturer for proper fitting recommendation and coupling procedure.
- NON-STOCK/SIZES:** For special production run minimum requirements, see Appendix D.
- ORDER CODES:** (1" to 3") 543-742                      (4") 541-742

### JET RANGER™

ID		NOM. OD		MAX. WP		WEIGHT	
in.	mm.	in.	mm.	psi	Mpa	lb./ft.	kg./m.
1½	38.1	2.06	52.3	300	2.07	0.86	1.28
1¾	50.0	2.57	65.3	300	2.07	1.14	1.70
2½	63.5	3.16	80.3	300	2.07	1.53	2.28
3	76.2	3.64	92.5	300	2.07	1.79	2.66
4	101.6	5.00	127.0	300	2.07	3.70	5.51

Note: Bulk hose is factory hydrostatic tested to 600 psi.

\*Gravity defueling only.

AIR &  
MULTIPURPOSE  
General Purpose  
Heavy Duty  
Push-on

CHEMICAL  
TRANSFER

CLEANING  
EQUIPMENT

FOOD  
Transfer  
Washdown

MARINE

MATERIAL  
HANDLING  
Abrasives  
Bulk Transfer  
Cement & Concrete

MINING

PETROLEUM  
Aircraft Fueling  
Dispensing  
Dock  
Transfer

SPRAY

STEAM

VACUUM

VEYANCE

WATER  
Discharge  
Suction &  
Discharge  
Washdown

WELDING

COUPLING  
SYSTEMS

APPENDIX

AIR &  
MULTIPURPOSE  
General Purpose  
Heavy Duty  
Push-on

CHEMICAL  
TRANSFER

CLEANING  
EQUIPMENT

FOOD  
Transfer  
Washdown

MARINE

MATERIAL  
HANDLING  
Abrasives  
Bulk Transfer  
Cement & Concrete

MINING

PETROLEUM  
Aircraft Fueling  
Dispensing  
Dock  
Transfer

SPRAY

STEAM

VACUUM

VEYANCE

WATER  
Discharge  
Suction &  
Discharge  
Washdown

WELDING

COUPLING  
SYSTEMS

APPENDIX

## ADVANTAGE™



### Product Specifications

- APPLICATION:** Advantage™ Aircraft Fueling hose is for over and under the wing fueling of commercial and private aircraft. It handles jet fuel and av-gas up to 50% aromatic content.
- CONSTRUCTION TUBE:** Black Nitrile synthetic rubber
- COVER:** Black Wingprene® (ORS) static dissipating/static conductive synthetic rubber (wrapped impression)
- REINFORCEMENT:** Spiral-plied (2) synthetic fabric and one breaker
- TEMPERATURE:** -35°F to 200°F (-37°C to 93°C)
- PACKAGING:** Cut lengths, coiled and polywrapped.
- BRANDING:** Example: Goodyear® Advantage Aircraft Fueling Hose NFPA407, API/IP 1529/2005 Type C, Grade 1, 1¼", 1000 Kpa (150 psi) MAX WP.
- COUPLINGS:** Contact fitting manufacturer for proper fitting recommendation and coupling procedures.
- NON-STOCK/SIZES:** Custom lengths and female fitting configurations available.
- ORDER CODES:** 543-429

### ADVANTAGE™

ID		NOM. OD		MAX. WP		WEIGHT	
in.	mm.	in.	mm.	psi	Mpa	lb./ft.	kg./m.
1	25.4	1.55	39.4	150	1.03	0.60	0.89
1¼	31.8	1.81	46.0	150	1.03	0.72	1.07
1½	38.1	2.11	53.6	150	1.03	0.96	1.43

\*Hose meets API Bulletin 1529-6th edition, 2005, Grade 1, Type C and N.F.P.A. Bulletin #407 (2001 revision).

Note: Bulk hose and factory's assemblies are hydrostatic tested to 300 psi and certified.

## DEADMAN AIRCRAFT REFUELING



### Product Specifications

<b>APPLICATION:</b>	The double-line Deadman Refueling hose is for automatic shutoff at the operator end of aircraft hydrant and truck refueling systems. Used with pneumatic closed circuit systems commonly referred to as single point pressure refueling. Deadman hose is connected to air-actuated shut-off valves, which are controlled by the refueler technician at all times during aircraft refueling operations.
<b>CONSTRUCTION TUBE:</b>	Nitrile synthetic rubber, RMA Class A (High Oil Resistance)
<b>COVER:</b>	Red/Green, Green/Yellow Chemivic™ synthetic rubber, RMA Class A (High Oil Resistance)
<b>REINFORCEMENT:</b>	Spiral synthetic yarn
<b>TEMPERATURE:</b>	-20°F to 140°F (-29°C to 60°C)
<b>PACKAGING:</b>	450–750', maximum 3 pieces, minimum 35'
<b>BRANDING (SPIRAL):</b>	Permanent contrasting black ink on the Red Hose only. Example: 1/4" ID. Aircraft Fueling Deadman. Made in USA Goodyear®.
<b>COUPLINGS:</b>	Contact fitting manufacturer for proper fitting recommendation and coupling procedure.
<b>NON-STOCK/SIZES:</b>	For special production run minimum requirements, see Appendix D.
<b>ORDER CODES:</b>	569-601 (Red/Green)                      569-692 (Green/Yellow)

### DEADMAN AIRCRAFT REFUELING

ID		NOM. OD		MAX. WP		WEIGHT	
in.	mm.	in.	mm.	psi	Mpa	lb./ft.	kg./m.
1/4	6.4	0.53	13.5	200	1.38	0.2	0.3

AIR &  
MULTIPURPOSE  
General Purpose  
Heavy Duty  
Push-on

CHEMICAL  
TRANSFER

CLEANING  
EQUIPMENT

FOOD  
Transfer  
Washdown

MARINE

MATERIAL  
HANDLING  
Abrasives  
Bulk Transfer  
Cement & Concrete

MINING

PETROLEUM  
Aircraft Fueling  
Dispensing  
Dock  
Transfer

SPRAY

STEAM

VACUUM

VEYANCE

WATER  
Discharge  
Suction &  
Discharge  
Washdown

WELDING

COUPLING  
SYSTEMS

APPENDIX

## REFUELING SENSING



### Product Specifications

- APPLICATION:** The double-line Refueling Sensing hose is for use on pressurized aircraft hydrant fueling systems common at the larger metropolitan airports. The Sensing hose operates in a system where air and fuel from the underground hydrants monitor the flow and pressure of fuel being pumped into the aircraft. The hose carries the deadman function (automatic safety shutdown) and pressure control signals from the dispensing vehicle to the hydrant pit control valve.
- CONSTRUCTION TUBE:** Nitrile synthetic rubber, RMA Class A (High Oil Resistance)
- COVER:** Orange/Black high-quality Hysunite™ synthetic rubber
- REINFORCEMENT:** Spiral synthetic yarn
- TEMPERATURE:** -20°F to 140°F (-29°C to 60°C)
- PACKAGING:** 450'–750' reels, maximum 3 pieces, minimum 35'
- BRANDING:** Permanent contrasting white ink on black hose only.
- COUPLINGS:** Contact fitting manufacturer for proper fitting recommendation and coupling procedure.
- NON-STOCK/SIZES:** For special production run minimum requirements, see Appendix D.
- ORDER CODES:** 569-604

### REFUELING SENSING

ID		NOM. OD		MAX. WP		WEIGHT	
in.	mm.	in.	mm.	psi	Mpa	lb./ft.	kg./m.
3/8	9.5	0.66	16.8	200	1.38	0.28	0.42

AIR &  
MULTIPURPOSE  
General Purpose  
Heavy Duty  
Push-on

CHEMICAL  
TRANSFER

CLEANING  
EQUIPMENT

FOOD  
Transfer  
Washdown

MARINE

MATERIAL  
HANDLING  
Abrasives  
Bulk Transfer  
Cement & Concrete

MINING

PETROLEUM  
Aircraft Fueling  
Dispensing  
Dock  
Transfer

SPRAY

STEAM

VACUUM

VEYANCE

WATER  
Discharge  
Suction &  
Discharge  
Washdown

WELDING

COUPLING  
SYSTEMS

APPENDIX



## DISPENSING



	Page	CUL and/or UL Approved	Gasoline	Diesel	Biodiesel*	Ethanol**	Wire Reinforcement	Textile Reinforcement
Aggie Gas™	158		Yes	Yes		Yes		Yes
Arctic Softwall	159	Yes	Yes	Yes	Yes	Yes		Yes
BC Gasoline	160	Yes	Yes	Yes	Yes	Yes		Yes
BC Marina	161	Yes	Yes	Yes	Yes	Yes		Yes
DEF Dispensing	162							Yes
Flexsteel® Futura™	152	Yes	Yes	Yes	Yes	Yes	Yes	
Flexsteel® Hardwall	153	Yes	Yes	Yes	Yes	Yes	Yes	
Flexsteel® Futura™ Vapor Assist	154	Yes	Yes				Yes	
Maxxim® Premier	155	Yes	Yes				Yes	
Maxxim® Premier Plus™	156	Yes	Yes				Yes	
Pacer™	157	Yes	Yes	Yes	Yes	Yes		Yes
Redwing® Fuel Oil	163		Yes	Yes	Yes			Yes

\* Biodiesel blends up to B20  
 \*\* Ethanol up to E85

AIR &  
 MULTIPURPOSE  
 General Purpose  
 Heavy Duty  
 Push-on

CHEMICAL  
 TRANSFER

CLEANING  
 EQUIPMENT

FOOD  
 Transfer  
 Washdown

MARINE

MATERIAL  
 HANDLING  
 Abrasives  
 Bulk Transfer  
 Cement & Concrete

MINING

**PETROLEUM**  
 Aircraft Fueling  
 Dispensing  
 Dock  
 Transfer

SPRAY

STEAM

VACUUM

VEYANCE

WATER  
 Discharge  
 Suction &  
 Discharge  
 Washdown

WELDING

COUPLING  
 SYSTEMS

APPENDIX

AIR &  
MULTIPURPOSE  
General Purpose  
Heavy Duty  
Push-on

CHEMICAL  
TRANSFER

CLEANING  
EQUIPMENT

FOOD  
Transfer  
Washdown

MARINE

MATERIAL  
HANDLING  
Abrasives  
Bulk Transfer  
Cement & Concrete

MINING

PETROLEUM  
Aircraft Fueling  
Dispensing  
Dock  
Transfer

SPRAY

STEAM

VACUUM

VEYANCE

WATER  
Discharge  
Suction &  
Discharge  
Washdown

WELDING

COUPLING  
SYSTEMS

APPENDIX

## FLEXSTEEL® FUTURA™



### Product Specifications



- APPLICATION:** Flexsteel® Futura™ with new Futurin™ cover resists cracking and fading, designed to dispense a wide range of fuels with extreme durability. The wire braid construction provides excellent kink resistance, low computer creep, and long service life. UL 330 and CUL approved.
- CONSTRUCTION**  
**TUBE:** Nitrile synthetic rubber (ORS)
- COVER:** Futurin™ synthetic rubber (ORS)
- REINFORCEMENT:** Wire Braid
- TEMPERATURE:** -40°F to 140°F (-40°C to 60°C)
- PACKAGING:** 5/8" and 3/4" Reels or coupled lengths, 10 pieces per box  
1" Reels or coupled lengths, 5 pieces per box
- BRANDING:** Example: Goodyear® 559N, Made in USA. 3/4" (19mm) UL, CUL. Listed Flexsteel® Futura™.
- COUPLINGS:** Contact fitting manufacturer for proper fitting recommendation and coupling procedure.
- NON-STOCK/SIZES:** For special production run minimum requirements, see Appendix D.
- ORDER CODES:** 532-327

### FLEXSTEEL® FUTURA™

ID		NOM. OD		WEIGHT	
in.	mm.	in.	mm.	lb./ft.	kg./m.
5/8	15.9	1.00	25.4	0.40	0.60
3/4	19.1	1.13	28.7	0.45	0.67
1	25.4	1.38	35.1	0.61	0.91

## FLEXSTEEL® HARDWALL



### Product Specifications

<b>APPLICATION:</b>	Flexsteel® Hardwall is for dispensing pump applications that require a hardwall construction for full flow and no internal spring guards. The wire-braid construction provides excellent kink resistance, low computer creep and long service life. UL 330 and CUL approved.		
<b>CONSTRUCTION</b>			
<b>TUBE:</b>	Nitrile synthetic rubber (ORS)		
<b>COVER:</b>	Green, Red, Blue, or Yellow Chemivic™ synthetic rubber (ORS)		
<b>REINFORCEMENT:</b>	Wire Braid		
<b>TEMPERATURE:</b>	-40°F to 140°F (-40°C to 60°C)		
<b>PACKAGING:</b>	5/8" and 3/4" 1"	Reels or coupled lengths, 10 pieces per box	Reels or coupled lengths, 5 pieces per box
<b>BRANDING (SPIRAL):</b>	Example: Goodyear® 559N, Made in USA. 3/4" (19 mm). UL, CUL. Listed Flexsteel® Hardwall Gasoline Hose.		
<b>COUPLINGS:</b>	Contact fitting manufacturer for proper fitting recommendation and coupling procedure.		
<b>NON-STOCK/SIZES:</b>	For special production run minimum requirements, see Appendix D.		
<b>ORDER CODES:</b>	532-331 (green) 532-333 (blue)	532-332 (red) 532-335 (yellow)	

### FLEXSTEEL® HARDWALL

ID		NOM. OD		WEIGHT	
in.	mm.	in.	mm.	lb./ft.	kg./m.
5/8	15.9	1.00	25.4	0.38	0.57
3/4	19.1	1.13	28.7	0.43	0.64
1	25.4	1.38	35.1	0.58	0.86

AIR &  
MULTIPURPOSE  
General Purpose  
Heavy Duty  
Push-on

CHEMICAL  
TRANSFER

CLEANING  
EQUIPMENT

FOOD  
Transfer  
Washdown

MARINE

MATERIAL  
HANDLING  
Abrasives  
Bulk Transfer  
Cement & Concrete

MINING

PETROLEUM  
Aircraft Fueling  
Dispensing  
Dock  
Transfer

SPRAY

STEAM

VACUUM

VEYANCE

WATER  
Discharge  
Suction &  
Discharge  
Washdown

WELDING

COUPLING  
SYSTEMS

APPENDIX

AIR &  
MULTIPURPOSE  
General Purpose  
Heavy Duty  
Push-on

CHEMICAL  
TRANSFER

CLEANING  
EQUIPMENT

FOOD  
Transfer  
Washdown

MARINE

MATERIAL  
HANDLING  
Abrasives  
Bulk Transfer  
Cement & Concrete

MINING

PETROLEUM  
Aircraft Fueling  
Dispensing  
Dock  
Transfer

SPRAY

STEAM

VACUUM

VEYANCE

WATER  
Discharge  
Suction &  
Discharge  
Washdown

WELDING

COUPLING  
SYSTEMS

APPENDIX

## FLEXSTEEL® FUTURA™ VAPOR ASSIST



### Product Specifications

<b>APPLICATION:</b>	For Stage II Vacuum Assist Systems where a pump in the dispenser pulls the gasoline vapors away from the vehicle fill pipe during fueling. The wire-braid construction for the fuel hose provides excellent kink resistance, low computer creep and long service life. Flexsteel® Futura™ Vapor Assist is UL 330 approved.
<b>CONSTRUCTION</b>	
<b>TUBE:</b>	Nitrile synthetic rubber (ORS)
<b>COVER:</b>	Futurin™ synthetic rubber (ORS)
<b>REINFORCEMENT:</b>	Braided (1) steel wire
<b>TEMPERATURE:</b>	-40°F to 140°F (-40°C to 60°C)
<b>PACKAGING:</b>	Coupled lengths only, 6 pieces per box
<b>BRANDING:</b>	Example: 3/4" Goodyear® Made in USA UL Listed Flexsteel® Futura™ Vapor Assist. Example: 7/8" Goodyear® Made in USA UL Listed Flexsteel® Futura™ Vapor Assist.
<b>COUPLINGS:</b>	Available only as factory coupled assembly.
<b>NON-STOCK/SIZES:</b>	For special production run minimum requirements, see Appendix D.
<b>ORDER CODES:</b>	532-362

### FLEXSTEEL® FUTURA™ VAPOR ASSIST

ID		NOM. OD		WEIGHT	
in.	mm.	in.	mm.	lb./ft.	kg./m.
3/4	19.1	1.13	28.7	0.45	0.67
7/8	22.2	1.25	31.8	0.49	0.73

## MAXXIM PREMIER™



### Product Specifications

- APPLICATION:** For Stage II Balance Systems where the gasoline vapors from the fill pipe are pushed back through the outer hose. The outer vapor hose has a textile-reinforced thermoplastic layer over a wire helix. The textile-reinforced thermoplastic cover has maximum puncture resistance, stable dimensions and long service life. The wire braid construction for the fuel hose provides excellent kink resistance and low computer creep. Maxim Premier™ hose is C.A.R.B. and UL 330 approved.
- CONSTRUCTION TUBE:** Nitrile synthetic rubber (ORS)
- COVER:** Chemivic™ synthetic rubber (ORS), thermoplastic outer with textile reinforcement and wire helix
- REINFORCEMENT:** Braided (1) steel wire
- TEMPERATURE:** -40°F to 140°F (-40°C to 60°C)
- PACKAGING:** Coupled lengths only, 6 pieces per box
- BRANDING:** Not branded
- COUPLINGS:** Available only as factory coupled assembly.
- NON-STOCK/SIZES:** For special production run minimum requirements, see Appendix D.
- ORDER CODES:** 532-365-440

### MAXXIM PREMIER™

ID		ID-INNER HOSE		NOM. OD-INNER HOSE		WEIGHT-INNER HOSE	
in.	mm.	in.	mm.	psi	Mpa	lb./ft.	kg./m.
1¼	31.75	5/8	15.9	0.85	21.6	0.22	0.33

AIR &  
MULTIPURPOSE  
General Purpose  
Heavy Duty  
Push-on

CHEMICAL  
TRANSFER

CLEANING  
EQUIPMENT

FOOD  
Transfer  
Washdown

MARINE

MATERIAL  
HANDLING  
Abrasives  
Bulk Transfer  
Cement & Concrete

MINING

PETROLEUM  
Aircraft Fueling  
Dispensing  
Dock  
Transfer

SPRAY

STEAM

VACUUM

VEYANCE

WATER  
Discharge  
Suction &  
Discharge  
Washdown

WELDING

COUPLING  
SYSTEMS

APPENDIX

AIR &  
MULTIPURPOSE  
General Purpose  
Heavy Duty  
Push-on

CHEMICAL  
TRANSFER

CLEANING  
EQUIPMENT

FOOD  
Transfer  
Washdown

MARINE

MATERIAL  
HANDLING  
Abrasives  
Bulk Transfer  
Cement & Concrete

MINING

PETROLEUM  
Aircraft Fueling  
Dispensing  
Dock  
Transfer

SPRAY

STEAM

VACUUM

VEYANCE

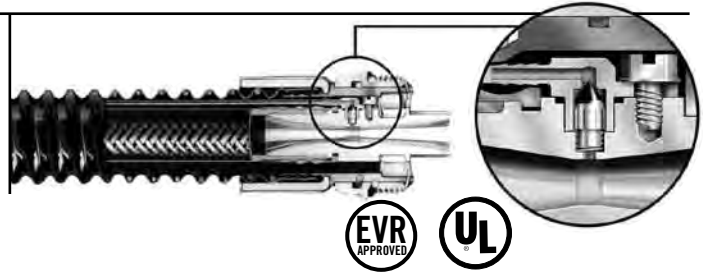
WATER  
Discharge  
Suction &  
Discharge  
Washdown

WELDING

COUPLING  
SYSTEMS

APPENDIX

## MAXXIM PREMIER PLUS™



### Product Specifications

- APPLICATION:** Maxxim Premier Plus™ incorporates a Venturi pump in the protected confines of the inner fuel hose coupling to keep the vapor path open in the outer hose. As gasoline flows through the Venturi pump, gasoline accumulating in the bottom loop of the vapor hose is collected and returned to the fuel hose. C.A.R.B., EVR and UL 330 approved.
- CONSTRUCTION TUBE:** Nitrile synthetic rubber (ORS)
- COVER:** Chemivic™ synthetic rubber (ORS), thermoplastic outer with textile reinforcement and wire helix.
- REINFORCEMENT:** Braided (1) steel wire
- TEMPERATURE:** -40°F to 140°F (-40°C to 60°C)
- PACKAGING:** Coupled lengths only, 6 pieces per box
- BRANDING:** Not branded
- COUPLINGS:** Available only as factory coupled assembly.
- NON-STOCK/SIZES:** For special production run minimum requirements, see Appendix D.
- ORDER CODES:** 532-365-441      532-365-641 (EVR)

### MAXXIM PREMIER PLUS™

ID		ID-INNER HOSE		NOM. OD-INNER HOSE		WEIGHT-INNER HOSE	
in.	mm.	in.	mm.	psi	Mpa	lb./ft.	kg./m.
1¼	31.75	5/8	15.9	0.85	21.6	0.22	0.33

## PACER™



### Product Specifications



- APPLICATION:** For all types of gasoline dispensing applications where flexibility and a lightweight hose is desired. Pacer™ is designed with a spiral textile reinforcement. UL 330 and CUL approved.
- CONSTRUCTION TUBE:** Nitrile synthetic rubber (ORS)
- COVER:** Chemivic™ synthetic rubber (ORS)
- REINFORCEMENT:** Spiral synthetic yarn with static wire
- TEMPERATURE:** -40°F to 140°F (-40°C to 60°C)
- PACKAGING:** Reels or coupled lengths
- BRANDING:** Example: 3/4" Pacer™ Goodyear®.
- COUPLINGS:** Contact fitting manufacturer for proper fitting recommendation and coupling procedure.
- NON-STOCK/SIZES:** For special production run minimum requirements, see Appendix D.
- ORDER CODES:** 595-015 (bulk)  
595-017 (factory coupled assemblies)

### PACER™

ID		NOM. OD		WEIGHT	
in.	mm.	in.	mm.	lb./ft.	kg./m.
5/8	15.9	0.98	24.9	0.28	0.42
3/4	19.1	1.15	29.2	0.37	0.55
1	25.4	1.50	38.1	0.60	0.89

AIR &  
MULTIPURPOSE  
General Purpose  
Heavy Duty  
Push-on

CHEMICAL  
TRANSFER

CLEANING  
EQUIPMENT

FOOD  
Transfer  
Washdown

MARINE

MATERIAL  
HANDLING  
Abrasives  
Bulk Transfer  
Cement & Concrete

MINING

PETROLEUM  
Aircraft Fueling  
Dispensing  
Dock  
Transfer

SPRAY

STEAM

VACUUM

VEYANCE

WATER  
Discharge  
Suction &  
Discharge  
Washdown

WELDING

COUPLING  
SYSTEMS

APPENDIX

AIR &  
MULTIPURPOSE  
General Purpose  
Heavy Duty  
Push-on

CHEMICAL  
TRANSFER

CLEANING  
EQUIPMENT

FOOD  
Transfer  
Washdown

MARINE

MATERIAL  
HANDLING  
Abrasives  
Bulk Transfer  
Cement & Concrete

MINING

PETROLEUM  
Aircraft Fueling  
Dispensing  
Dock  
Transfer

SPRAY

STEAM

VACUUM

VEYANCE

WATER  
Discharge  
Suction &  
Discharge  
Washdown

WELDING

COUPLING  
SYSTEMS

APPENDIX

## AGGIE GAS™



### Product Specifications

- APPLICATION:** A multi-use type hose for dispensing gasoline, grease, kerosene, and petroleum oils from farm and barrel type pumps. It is for agricultural, construction and industrial service where UL approval is not required.
- CONSTRUCTION TUBE:** Nitrile synthetic rubber (ORS)
- COVER:** Black or red Chemivic™ synthetic rubber (ORS)
- REINFORCEMENT:** Spiral synthetic yarn
- TEMPERATURE:** -30°F to 140°F (-34°C to 60°C)
- PACKAGING:** Reels or coupled lengths, 5 pieces per box
- BRANDING:** Example: Aggie Gas™ 3/4" (19.1mm) Static Bonded Goodyear®
- COUPLINGS:** Contact fitting manufacturer for proper fitting recommendation and coupling procedure.
- NON-STOCK/SIZES:** For special production run minimum requirements, see Appendix D.

#### AGGIE GAS - NO STATIC WIRE

**ORDER CODES:** 595-001 (no static wire) (black)  
595-002 (no static wire) (red)

ID		NOM. OD		WEIGHT	
in.	mm.	in.	mm.	lb./ft.	kg./m.
3/4	19.1	1.11	28.2	0.27	0.40
1	25.4	1.40	35.6	0.52	0.77

#### AGGIE GAS - WITH STATIC WIRE

**ORDER CODES:** 595-026 (with static wire - bulk) (black)  
595-028 (with static wire - factory coupled assemblies) (black)

ID		NOM. OD		WEIGHT	
in.	mm.	in.	mm.	lb./ft.	kg./m.
3/4	19.1	1.11	28.2	0.27	0.40
1	25.4	1.40	35.6	0.52	0.77



## ARCTIC SOFTWALL



### Product Specifications

- APPLICATION:** A premium gas pump hose for use in extremely cold environments. Remains flexible where temperatures of -65°F (-54°C) are encountered. UL 330 and CUL approved.
- CONSTRUCTION**
- TUBE:** Black, low-temp synthetic rubber
- COVER:** Black, low-temp synthetic rubber (wrapped finish)
- REINFORCEMENT:** Braided synthetic yarn with antistatic wire
- TEMPERATURE:** -65°F to 140°F (-54°C to 60°C)
- PACKAGING:** 3/4" 500' reels +/- 50', minimum 50', maximum 3 pieces  
1" 275' reels +/- 25', minimum 50', maximum 3 pieces
- BRANDING:** Example: Goodyear® 559 N, Made in USA. 3/4" (19mm) UL, CUL Listed Arctic Softwall Gasoline Hose.
- COUPLINGS:** Contact fitting manufacturer for proper fitting recommendation and coupling procedure.
- NON-STOCK/SIZES:** For special production run minimum requirements, see Appendix D.
- ORDER CODES:** 532-395

### ARCTIC SOFTWALL

ID		NOM. OD		WEIGHT	
in.	mm.	in.	mm.	lb./ft.	kg./m.
5/8	15.9	1.00	25.4	0.29	0.43
3/4	19.1	1.13	28.7	0.32	0.48
1	25.4	1.50	38.1	0.57	0.85

AIR &  
MULTIPURPOSE  
General Purpose  
Heavy Duty  
Push-on

CHEMICAL  
TRANSFER

CLEANING  
EQUIPMENT

FOOD  
Transfer  
Washdown

MARINE

MATERIAL  
HANDLING  
Abrasives  
Bulk Transfer  
Cement & Concrete

MINING

PETROLEUM  
Aircraft Fueling  
Dispensing  
Dock  
Transfer

SPRAY

STEAM

VACUUM

VEYANCE

WATER  
Discharge  
Suction &  
Discharge  
Washdown

WELDING

COUPLING  
SYSTEMS

APPENDIX

# PETROLEUM

AIR &  
MULTIPURPOSE  
General Purpose  
Heavy Duty  
Push-on

CHEMICAL  
TRANSFER

CLEANING  
EQUIPMENT

FOOD  
Transfer  
Washdown

MARINE

MATERIAL  
HANDLING  
Abrasives  
Bulk Transfer  
Cement & Concrete

MINING

PETROLEUM  
Aircraft Fueling  
Dispensing  
Dock  
Transfer

SPRAY

STEAM

VACUUM

VEYANCE

WATER  
Discharge  
Suction &  
Discharge  
Washdown

WELDING

COUPLING  
SYSTEMS

APPENDIX

## BC GASOLINE

**GOODYEAR BC GASOLINE**



### Product Specifications

- APPLICATION:** For all types of dispensing pump applications where flexibility and lightweight are desired. BC is available with one or two textile braids. UL 330 and CUL approved.
- CONSTRUCTION TUBE:** Nitrile synthetic rubber (ORS)
- COVER:** Black Chemivic™ synthetic rubber (ORS)
- REINFORCEMENT:** Braided synthetic yarn with static wire, available in one or two braid
- TEMPERATURE:** -40°F to 140°F (-40°C to 60°C)
- PACKAGING:** 5/8" and 3/4" Reels or coupled lengths, 10 pieces per box  
1" Reels or coupled lengths, 5 pieces per box
- BRANDING:** Example: 1" (25.4mm) 2bd CUL, UL Listed style BC Gasoline Goodyear® 559N. Made in USA.
- COUPLINGS:** Contact fitting manufacturer for proper fitting recommendation and coupling procedure.
- NON-STOCK/SIZES:** For special production run minimum requirements, see Appendix D.
- ORDER CODES:** 532-012 (1 braid)      532-013 (2 braid)

### BC GASOLINE (1 BRAID)

ID		NOM. OD		WEIGHT	
in.	mm.	in.	mm.	lb./ft.	kg./m.
5/8	15.9	1.00	25.4	0.28	0.42
3/4	19.1	1.13	28.7	0.32	0.48

### BC GASOLINE (2 BRAID)

ID		NOM. OD		WEIGHT	
in.	mm.	in.	mm.	lb./ft.	kg./m.
5/8	15.9	1.00	25.4	0.24	0.36
3/4	19.1	1.19	30.2	0.37	0.55
1	25.4	1.50	38.1	0.55	0.82



## BC MARINA



### Product Specifications

- APPLICATION:** For dispensing gasoline to pleasure craft and commercial boats at fresh and salt water marinas. UL 330 and CUL approved.
- CONSTRUCTION**
  - TUBE:** Nitrile synthetic rubber (ORS)
  - COVER:** Green Chemivic™ synthetic rubber (ORS) (nonmarking)
- REINFORCEMENT:** Braided (2) synthetic yarn with static wire
- TEMPERATURE:** -40°F to 140°F (-40°C to 60°C)
- PACKAGING:** Reels or coupled lengths
- BRANDING:** Example: 1" (25.4mm) 2bd UL Listed Marina Gasoline Goodyear® 559N. Made in USA.
- COUPLINGS:** Contact fitting manufacturer for proper fitting recommendation and coupling procedure.
- NON-STOCK/SIZES:** For special production run minimum requirements, see Appendix D.
- ORDER CODES:** 532-293

### BC MARINA

ID		NOM. OD		WEIGHT	
in.	mm.	in.	mm.	lb./ft.	kg./m.
3/4	19.1	1.19	30.2	0.38	0.57
1	25.4	1.50	38.1	0.57	0.85

AIR &  
MULTIPURPOSE  
General Purpose  
Heavy Duty  
Push-on

CHEMICAL  
TRANSFER

CLEANING  
EQUIPMENT

FOOD  
Transfer  
Washdown

MARINE

MATERIAL  
HANDLING  
Abrasives  
Bulk Transfer  
Cement & Concrete

MINING

PETROLEUM  
Aircraft Fueling  
Dispensing  
Dock  
Transfer

SPRAY

STEAM

VACUUM

VEYANCE

WATER  
Discharge  
Suction &  
Discharge  
Washdown

WELDING

COUPLING  
SYSTEMS

APPENDIX

AIR &  
MULTIPURPOSE  
General Purpose  
Heavy Duty  
Push-on

CHEMICAL  
TRANSFER

CLEANING  
EQUIPMENT

FOOD  
Transfer  
Washdown

MARINE

MATERIAL  
HANDLING  
Abrasives  
Bulk Transfer  
Cement & Concrete

MINING

PETROLEUM  
Aircraft Fueling  
Dispensing  
Dock  
Transfer

SPRAY

STEAM

VACUUM

VEYANCE

WATER  
Discharge  
Suction &  
Discharge  
Washdown

WELDING

COUPLING  
SYSTEMS

APPENDIX

## DEF DISPENSING HOSE



### Product Specifications

**APPLICATION:** Diesel Exhaust Fluid (DEF: aqueous 32.5% nitrogen solution of high-purity urea in deionized water) is a key component of selective catalytic reduction (SCR) systems, which help diesel vehicles meet stringent emission regulations effective January 1, 2010. DEF is a liquid reducing agent that reacts with engine exhaust in the presence of a catalyst to convert smog-forming nitrogen oxides (NOx) into harmless nitrogen and water vapor.

**Goodyear Engineered Products DEF Dispensing Hose** is specifically designed to convey the high-purity, aqueous urea solution DEF. Hose tube compound is specially formulated with low extraction EPDM and peroxide cured to provide superior extraction levels to significantly reduce contamination. Flexible softwall construction provides superior handling in standard dispensing and reeling applications. Static wire available for installation in Class I, Division 1 areas.

**CONSTRUCTION TUBE:** Specially formulated low-extraction EPDM, peroxide cured

**COVER:** Specially formulated EPDM

**REINFORCEMENT:** Polyester braid

**TEMPERATURE:** -40°F to 257°F (-40°C to 125°C)

**PACKAGING:** Bulk, coupled assemblies (NPT and BSPP fittings available)

**BRANDING:** Example: Goodyear® DEF Dispensing Hose 3/4" (19.1mm)

### DEF DISPENSING HOSE

FEATURES	BENEFITS
Specially formulated low extraction EPDM compound for tube peroxide cured	Provides superior extraction levels to significantly reduce contamination that can clog an SCR system and stop a truck
Enhanced manufacturing practices	Significantly reduce contamination that can clog an SCR system and stop a truck
Premium braided construction	Reduced volumetric expansion to meet Weights and Measures system criteria
Static Wire	Requirement for installations in Class I, Division 1 areas as outlined in NFPA 70
Meets ISO 22241 standard	Ensures desirable characteristics of AUS 32 (DEF) are met, such as quality, safety, reliability and contamination

### DEF DISPENSING HOSE

SIZE	INSIDE DIAMETER		OUTSIDE DIAMETER		WEIGHT		WP	
	in.	mm.	in.	mm.	lbs/ft	kg/m	psi	Mpa
3/4	0.75	19.1	1.13	28.8	.30	.457	300	2.07

## REDWING® FUEL OIL



### Product Specifications

- APPLICATION:** Redwing® Fuel Oil is for transfer and delivery of fuel oil and petroleum products for home delivery, commercial and industrial service. Redwing Fuel Oil has two textile braids. The braided construction reduces kinking and twisting when reeling. The smooth cover has low drag resistance.
- CONSTRUCTION TUBE:** Nitrile synthetic rubber (ORS)
- COVER:** Red Chemivic™ synthetic rubber (smooth finish) (ORS)
- REINFORCEMENT:** Braided (2) synthetic yarn
- TEMPERATURE:** -40°F to 140°F (-40°C to 60°C)
- PACKAGING:** Reels, cut lengths, and coupled lengths
- BRANDING:** Example: 1" (25.4 mm) 2 BD Redwing® Fuel Oil Goodyear®. Made in USA.
- COUPLINGS:** Contact fitting manufacturer for proper fitting recommendation and coupling procedure.
- NON-STOCK/SIZES:** For special production run minimum requirements, see Appendix D.
- ORDER CODES:** 532-016

### REDWING® FUEL OIL

ID		NOM. OD		MAX. WP		WEIGHT	
in.	mm.	in.	mm.	psi	Mpa	lb./ft.	kg./m.
1	25.4	1.50	38.1	250	1.72	0.57	0.85
1¼	31.8	1.80	45.7	250	1.72	0.65	0.97
1¾	34.9	1.88	47.8	250	1.72	0.70	1.04
1½	38.1	2.10	53.3	250	1.72	0.92	1.37

AIR &  
MULTIPURPOSE  
General Purpose  
Heavy Duty  
Push-on

CHEMICAL  
TRANSFER

CLEANING  
EQUIPMENT

FOOD  
Transfer  
Washdown

MARINE

MATERIAL  
HANDLING  
Abrasives  
Bulk Transfer  
Cement & Concrete

MINING

PETROLEUM  
Aircraft Fueling  
Dispensing  
Dock  
Transfer

SPRAY

STEAM

VACUUM

VEYANCE

WATER  
Discharge  
Suction &  
Discharge  
Washdown

WELDING

COUPLING  
SYSTEMS

APPENDIX

# PETROLEUM

AIR &  
MULTIPURPOSE  
General Purpose  
Heavy Duty  
Push-on

CHEMICAL  
TRANSFER

CLEANING  
EQUIPMENT

FOOD  
Transfer  
Washdown

MARINE

MATERIAL  
HANDLING  
Abrasives  
Bulk Transfer  
Cement & Concrete

MINING

**PETROLEUM**  
Aircraft Fueling  
Dispensing  
Dock  
Transfer

SPRAY

STEAM

VACUUM

VEYANCE

WATER  
Discharge  
Suction &  
Discharge  
Washdown

WELDING

COUPLING  
SYSTEMS

APPENDIX

## DOCK



	Page	Nitrile Tube	Flosyn Tube	Max W.P.	Corrugated	Temp Range	Built-in Nipple	Swage Nipple*
Flexdock® 225	165	Yes	Yes	225	Yes	-25°F to 200°F	Yes	Yes
Flexdock® 300	166	Yes	Yes	300	Yes	-25°F to 200°F	Yes	Yes
Hot Tar & Asphalt Rough Bore	172	Yes		200		-25°F to 350°F	Yes	
Hot Tar & Asphalt Smooth Bore	172	Yes		200		-25°F to 350°F	Yes	
Lightwing™	173	Yes		250		-22°F to 176°F	Yes	
Smooth Bore Dock 200	167	Yes	Yes	200		-25°F to 200°F	Yes	Yes
Smooth Bore Dock 300	168	Yes	Yes	300		-25°F to 200°F	Yes	Yes
Tanker Barge Discharge	169	Yes	Yes	200		-25°F to 220°F	Yes	Yes
Thor™ Submarine	171	Yes		250		-25°F to 180°F	Yes	
Vapor Recovery Dock	170	Yes	Yes	25	Yes	-25°F to 200°F	Yes	Yes

\* Up to 10" ID

## FLEXDOCK® 225



### Product Specifications

- APPLICATION:** Built with a corrugated cover to provide flexibility in petroleum transfer service. A variety of tube compounds are available to tailor the chemical and hydrocarbon resistance of the hose to the type of material handled.
- CONSTRUCTION TUBE:** Nitrile synthetic rubber for up to 50% aromatics. Also available with a Flosyn® tube for up to 100% aromatics.
- COVER:** Black Wingprene® synthetic cover, corrugated, wrapped finish
- REINFORCEMENT:** Spiral-ply heavy-duty synthetic fabric with double wire helix
- TEMPERATURE:** -25°F to 200°F (-32°C to 93°C)
- PACKAGING:** Chloroplast heavy-duty packaging
- BRANDING (SPIRAL):** Example: Goodyear® Flexdock 225 psi WP Nitrile Oil Service.
- COUPLINGS:** Coupled with standard built-in steel nipple/150#RFSO flanges. Available in other bolt hole patterns, materials and floating flanges on request. Swage nipples are offered up to 10". Hose assembly is electrically continuous unless otherwise specified by customer.
- NON-STOCK/SIZES:** Custom lengths available, contact customer service.
- ORDER CODES:** 541-532 (Nitrile tube)      541-534 (Flosyn® tube)

### FLEXDOCK® 225

ID		NOM. OD		MAX. WP		BEND RADIUS		VACUUM HG		WEIGHT	
in.	mm.	in.	mm.	psi	Mpa	in.	mm.	in.	mm.	lb./ft.	kg./m.
3	76.2	3.89	98.8	225	1.55	11	279	29	737	3.28	4.88
4	101.6	5.29	134.4	225	1.55	15	381	29	737	6.30	9.38
6	152.4	7.34	186.4	225	1.55	22	559	29	737	9.50	14.14
8	203.2	9.43	239.5	225	1.55	30	762	29	737	13.81	20.55
10	254.0	11.63	295.4	225	1.55	40	1016	29	737	20.49	30.49
12	304.8	13.72	348.5	225	1.55	60	1524	29	737	25.13	37.40

Note: Factory coupled hose manufactured according to the code of Federal Regulations standard 33 CFR 154.500 and 33 CFR 156.170.

AIR &  
MULTIPURPOSE  
General Purpose  
Heavy Duty  
Push-on

CHEMICAL  
TRANSFER

CLEANING  
EQUIPMENT

FOOD  
Transfer  
Washdown

MARINE

MATERIAL  
HANDLING  
Abrasives  
Bulk Transfer  
Cement & Concrete

MINING

PETROLEUM  
Aircraft Fueling  
Dispensing  
Dock  
Transfer

SPRAY

STEAM

VACUUM

VEYANCE

WATER  
Discharge  
Suction &  
Discharge  
Washdown

WELDING

COUPLING  
SYSTEMS

APPENDIX

AIR &  
MULTIPURPOSE  
General Purpose  
Heavy Duty  
Push-on

CHEMICAL  
TRANSFER

CLEANING  
EQUIPMENT

FOOD  
Transfer  
Washdown

MARINE

MATERIAL  
HANDLING  
Abrasives  
Bulk Transfer  
Cement & Concrete

MINING

PETROLEUM  
Aircraft Fueling  
Dispensing  
Dock  
Transfer

SPRAY

STEAM

VACUUM

VEYANCE

WATER  
Discharge  
Suction &  
Discharge  
Washdown

WELDING

COUPLING  
SYSTEMS

APPENDIX

## FLEXDOCK® 300



### Product Specifications

- APPLICATION:** Built with a corrugated cover to provide flexibility in petroleum transfer service. A variety of tube compounds are available to tailor the chemical and hydrocarbon resistance of the hose to the type of material handled.
- CONSTRUCTION**  
**TUBE:** Nitrile synthetic rubber for up to 50% aromatics. Also available with a Flosyn® tube for up to 100% aromatics.
- COVER:** Black Wingprene® synthetic cover, corrugated, wrapped finish
- REINFORCEMENT:** Heavy-duty synthetic fabric plies with double wire helix.
- TEMPERATURE:** -25°F to 200°F (-32°C to 93°C)
- PACKAGING:** Chloroplast heavy-duty packaging
- BRANDING (SPIRAL):** Example: Goodyear® Flexdock 300 psi WP Nitrile Oil Service.
- COUPLINGS:** Coupled with standard built-in steel nipple/150#RFSO flanges. Available in other bolt hole patterns, materials and floating flanges on request. Swage nipples are offered up to 10". Hose assembly is electrically continuous unless otherwise specified by customer.
- NON-STOCK/SIZES:** Custom lengths available, contact customer service.
- ORDER CODES:** 541-533 (Nitrile Tube)      541-535 (Flosyn® tube)

### FLEXDOCK® 300

ID		NOM. OD		MAX. WP		BEND RADIUS		VACUUM HG		WEIGHT	
in.	mm.	in.	mm.	psi	Mpa	in.	mm.	in.	mm.	lb./ft.	kg./m.
3	76.2	4.06	103.7	300	2.07	14	356	29	737	3.76	5.60
4	101.6	5.29	134.4	300	2.07	19	483	29	737	6.30	9.38
6	152.4	7.35	186.7	300	2.07	28	711	29	737	9.64	14.35
8	203.2	9.63	244.6	300	2.07	38	965	29	737	15.56	23.16
10	254.0	11.51	292.4	300	2.07	48	1219	29	737	19.73	29.36
12	305.5	13.94	353.9	300	2.07	58	1473	29	737	28.89	42.98

Note: Factory coupled hose manufactured according to the code of Federal Regulations standard 33 CFR 154.500 and 33 CFR 156.170.



## SMOOTH BORE DOCK 200



### Product Specifications

<b>APPLICATION:</b>	For the transfer of petroleum based products between docks and ships under all types of service conditions. It is available in a number of tube compounds to tailor the fluid handling capabilities to a wide variety of petroleum and chemical compositions.
<b>CONSTRUCTION</b>	
<b>TUBE:</b>	Nitrile synthetic rubber for up to 50% aromatics. Also available with a Flosyn® tube for up to 100% aromatics.
<b>COVER:</b>	Black Chemivic™ (smooth cover, wrap finish)
<b>REINFORCEMENT:</b>	Spiral plied synthetic fabric with wire helix
<b>TEMPERATURE:</b>	-25°F to 200°F (-32°C to 93°C)
<b>PACKAGING:</b>	Chloroplast heavy-duty packaging
<b>BRANDING (SPIRAL):</b>	Example: Goodyear® SB Dock oil service, 200 psi WP Nitrile.
<b>COUPLINGS:</b>	Coupled with standard built-in steel nipple/150#RFSO flanges. Available in other bolt hole patterns, materials and floating flanges on request. Swage nipples are offered up to 10". Hose assembly is electrically continuous unless otherwise specified by customer.
<b>NON-STOCK/SIZES:</b>	Custom lengths available, contact customer service.
<b>ORDER CODES:</b>	541-004 (Nitrile Tube)      541-586 (Flosyn® Tube)

### SMOOTH BORE DOCK 200

ID		NOM. OD		MAX. WP		BEND RADIUS		VACUUM HG		WEIGHT	
in.	mm.	in.	mm.	psi	Mpa	in.	mm.	in.	mm.	lb./ft.	kg./m.
3	76.2	4.25	108.0	200	1.38	18	457	29	737	4.50	6.70
4	101.6	5.29	134.4	200	1.38	24	610	29	737	6.15	9.15
6	152.4	7.45	189.2	200	1.38	36	914	29	737	11.27	16.77
8	203.2	9.62	244.4	200	1.38	48	1219	29	737	16.44	24.46
10	254.0	11.62	295.2	200	1.38	60	1524	29	737	21.21	31.56
12	304.8	13.94	354.1	200	1.38	72	1829	29	737	30.63	45.58

Note: Factory coupled hose manufactured according to the code of Federal Regulations standard 33 CFR 154.500 and 33 CFR 156.170.

AIR &  
MULTIPURPOSE  
General Purpose  
Heavy Duty  
Push-on

CHEMICAL  
TRANSFER

CLEANING  
EQUIPMENT

FOOD  
Transfer  
Washdown

MARINE

MATERIAL  
HANDLING  
Abrasives  
Bulk Transfer  
Cement & Concrete

MINING

PETROLEUM  
Aircraft Fueling  
Dispensing  
Dock  
Transfer

SPRAY

STEAM

VACUUM

VEYANCE

WATER  
Discharge  
Suction &  
Discharge  
Washdown

WELDING

COUPLING  
SYSTEMS

APPENDIX

AIR &  
MULTIPURPOSE  
General Purpose  
Heavy Duty  
Push-on

CHEMICAL  
TRANSFER

CLEANING  
EQUIPMENT

FOOD  
Transfer  
Washdown

MARINE

MATERIAL  
HANDLING  
Abrasives  
Bulk Transfer  
Cement & Concrete

MINING

PETROLEUM  
Aircraft Fueling  
Dispensing  
Dock  
Transfer

SPRAY

STEAM

VACUUM

VEYANCE

WATER  
Discharge  
Suction &  
Discharge  
Washdown

WELDING

COUPLING  
SYSTEMS

APPENDIX

## SMOOTH BORE DOCK 300



### Product Specifications

<b>APPLICATION:</b>	For the transfer of petroleum based products between docks and ships under all types of service conditions. It is available in a number of tube compounds to tailor the fluid handling capabilities to a wide variety of petroleum and chemical compositions.
<b>CONSTRUCTION</b>	
<b>TUBE:</b>	Nitrile synthetic rubber for up to 50% aromatics. Also available with a Flosyn® tube for up to 100% aromatics.
<b>COVER:</b>	Black Wingprene® synthetic rubber
<b>REINFORCEMENT:</b>	Spiral wire helix between plies of synthetic fabric
<b>TEMPERATURE:</b>	-25°F to 200°F (-32°C to 93°C)
<b>PACKAGING:</b>	Chloroplast heavy-duty packaging
<b>BRANDING (SPIRAL):</b>	Example: Goodyear® SB Dock oil service, 300 psi WP Nitrile.
<b>COUPLINGS:</b>	Coupled with standard built-in steel nipple/150#RFSO flanges. Available in other bolt hole patterns, materials and floating flanges on request. Swage nipples are offered up to 10". Hose assembly is electrically continuous unless otherwise specified by customer.
<b>NON-STOCK/SIZES:</b>	Custom lengths available, contact customer service.
<b>ORDER CODES:</b>	541-580 (Nitrile Tube)      541-584 (Flosyn® Tube)

### SMOOTH BORE DOCK 300

ID		NOM. OD		MAX. WP		BEND RADIUS		VACUUM HG		WEIGHT	
in.	mm.	in.	mm.	psi	Mpa	in.	mm.	in.	mm.	lb./ft.	kg./m.
3	76.2	4.25	108.0	300	2.07	21	533	29	737	4.48	6.67
4	101.6	5.29	134.4	300	2.07	27	686	29	737	6.15	9.15
6	152.4	7.51	190.8	300	2.07	39	991	29	737	11.72	17.44
8	203.2	9.78	248.4	300	2.07	51	1295	29	737	17.93	26.68
10	254.0	11.77	299.0	300	2.07	63	1600	29	737	22.99	34.21
12	304.8	14.15	359.4	300	2.07	75	1905	29	737	33.29	49.54

Note: Factory coupled hose manufactured according to the code of Federal Regulations standard 33 CFR 154.500 and 33 CFR 156.170.

## TANKER BARGE DISCHARGE



### Product Specifications

- APPLICATION:** For discharge applications such as the transfer of petroleum-based products between docks and barges.
- CONSTRUCTION TUBE:** Nitrile synthetic rubber for up to 50% aromatics.
- COVER:** Black Wingprene® synthetic rubber
- REINFORCEMENT:** Spiral-plied synthetic fabric with grounding wires
- TEMPERATURE:** -25°F to 220°F (-32°C to 104°C)
- PACKAGING:** Chloroplast heavy-duty packaging
- BRANDING (SPIRAL):** Example: Goodyear® Tanker Barge Discharge, 200 psi WP Nitrile.
- COUPLINGS:** Coupled with standard built-in steel nipple/150#RFSO flanges. Available in other bolt hole patterns, materials and floating flanges on request. Swage nipples are offered up to 10". Hose assembly is electrically continuous unless otherwise specified by customer.
- NON-STOCK/SIZES:** Custom lengths available, contact customer service.
- ORDER CODES:** 541-426 (Nitrile tube)      541-427 (Flosyn® tube)

### TANKER BARGE DISCHARGE

ID		NOM. OD		MAX. WP		WEIGHT	
in.	mm.	in.	mm.	psi	Mpa	lb./ft.	kg./m.
4	101.6	5.09	129.3	200	1.38	4.30	6.40
6	152.4	7.08	179.8	200	1.38	6.18	9.20
8	203.2	9.08	230.6	200	1.38	8.06	11.99
10	254.0	11.06	280.9	200	1.38	9.93	14.78
12	304.8	13.28	337.3	200	1.38	13.91	20.70

Note: Factory coupled hose manufactured according to the code of Federal Regulations standard 33 CFR 154.500 and 33 CFR 156.170.

AIR &  
MULTIPURPOSE  
General Purpose  
Heavy Duty  
Push-on

CHEMICAL  
TRANSFER

CLEANING  
EQUIPMENT

FOOD  
Transfer  
Washdown

MARINE

MATERIAL  
HANDLING  
Abrasives  
Bulk Transfer  
Cement & Concrete

MINING

PETROLEUM  
Aircraft Fueling  
Dispensing  
Dock  
Transfer

SPRAY

STEAM

VACUUM

VEYANCE

WATER  
Discharge  
Suction &  
Discharge  
Washdown

WELDING

COUPLING  
SYSTEMS

APPENDIX

AIR &  
MULTIPURPOSE  
General Purpose  
Heavy Duty  
Push-on

CHEMICAL  
TRANSFER

CLEANING  
EQUIPMENT

FOOD  
Transfer  
Washdown

MARINE

MATERIAL  
HANDLING  
Abrasives  
Bulk Transfer  
Cement & Concrete

MINING

PETROLEUM  
Aircraft Fueling  
Dispensing  
Dock  
Transfer

SPRAY

STEAM

VACUUM

VEYANCE

WATER  
Discharge  
Suction &  
Discharge  
Washdown

WELDING

COUPLING  
SYSTEMS

APPENDIX

## VAPOR RECOVERY DOCK



### Product Specifications

<b>APPLICATION:</b>	For use in the recovery of petroleum vapors during the transfer of petroleum-based products between docks and tankers or barges.
<b>CONSTRUCTION</b>	
<b>TUBE:</b>	Nitrile synthetic rubber for up to 50% aromatics. Also available with a Flosyn® tube for up to 100% aromatics.
<b>COVER:</b>	Black Chemivic™ synthetic rubber (corrugated)
<b>REINFORCEMENT:</b>	Synthetic fabric plies plus two (2) wire helix
<b>TEMPERATURE:</b>	-25°F to 200°F (-32°C to 93°C)
<b>PACKAGING:</b>	Chloroplast heavy-duty packaging
<b>BRANDING (SPIRAL):</b>	Example: Goodyear® Vapor Recovery 25 psi MWP.
<b>COUPLINGS:</b>	Built-in nipples (or swaged fittings up to 10" ID) fitted with 150# flange with extra 5/8" diameter hole located midway between flange bolt hole as per Coast Guard requirements.
<b>NON-STOCK/SIZES:</b>	Custom lengths available, contact customer service.
<b>ORDER CODES:</b>	541-090 (Nitrile Tube)      541-643 (Flosyn® Tube)

### VAPOR RECOVERY DOCK

ID		NOM. OD		MAX. WP		BEND RADIUS		VACUUM HG		WEIGHT	
in.	mm.	in.	mm.	psi	Mpa	in.	mm.	in.	mm.	lb./ft.	kg./m.
6	152.4	6.86	174.2	25	0.17	22	559	29	737	5.70	8.48
8	203.2	8.89	225.8	25	0.17	30	762	29	737	8.26	12.29
10	254.0	10.97	278.6	25	0.17	40	1016	29	737	12.63	18.80
12	304.8	13.00	330.2	25	0.17	60	1524	29	737	15.07	22.43

Note: Factory coupled hose manufactured according to the code of Federal Regulations standard 33 CFR 154.500 and 33 CFR 156.170.

## THOR™ SUBMARINE



### Product Specifications

- APPLICATION:** For the transfer of petroleum products between docks and tankers when the hose is partially or completely submerged. It is rated at 250 psi (1.73 Mpa) maximum working pressure.
- CONSTRUCTION**  
**TUBE:** Nitrile synthetic rubber
- COVER:** 1/4" Black Plioflex® synthetic rubber
- REINFORCEMENT:** Spiral wire helix between plies of synthetic fabric
- TEMPERATURE:** -25°F to 180°F (-32°C to 82°C)
- PACKAGING:** Heavy-duty plastic packaging
- BRANDING (IMPRESSION):** Example: Goodyear® SB Submarine oil service, Nitrile 225 psi WP.
- COUPLINGS:** Coupled with galvanized built-in steel nipple/150#RFSO flanges. Available in other bolt hole patterns, materials and floating flanges on request. Hose assembly is electrically continuous unless otherwise specified by customer.
- NON-STOCK/SIZES:** Custom lengths available, contact customer service.
- ORDER CODES:** 541-577

### THOR™ SUBMARINE

ID		NOM. OD		MAX. WP		BEND RADIUS		WEIGHT	
in.	mm.	in.	mm.	psi	Mpa	in.	mm.	lb./ft.	kg./m.
6	152.4	7.81	198.4	250	1.72	36	914	14.30	21.28
8	203.2	9.89	251.2	250	1.72	48	1219	20.05	29.84
10	254.0	12.07	306.6	250	1.72	60	1524	27.23	40.52
12	304.8	14.10	358.1	250	1.72	72	1829	31.93	47.52

Note: Factory coupled hose manufactured according to the code of Federal Regulations standard 33 CFR 154.500 and 33 CFR 156.170.

AIR &  
MULTIPURPOSE  
General Purpose  
Heavy Duty  
Push-on

CHEMICAL  
TRANSFER

CLEANING  
EQUIPMENT

FOOD  
Transfer  
Washdown

MARINE

MATERIAL  
HANDLING  
Abrasives  
Bulk Transfer  
Cement & Concrete

MINING

PETROLEUM  
Aircraft Fueling  
Dispensing  
Dock  
Transfer

SPRAY

STEAM

VACUUM

VEYANCE

WATER  
Discharge  
Suction &  
Discharge  
Washdown

WELDING

COUPLING  
SYSTEMS

APPENDIX

# PETROLEUM

AIR &  
MULTIPURPOSE  
General Purpose  
Heavy Duty  
Push-on

CHEMICAL  
TRANSFER

CLEANING  
EQUIPMENT

FOOD  
Transfer  
Washdown

MARINE

MATERIAL  
HANDLING  
Abrasives  
Bulk Transfer  
Cement & Concrete

MINING

PETROLEUM  
Aircraft Fueling  
Dispensing  
Dock  
Transfer

SPRAY

STEAM

VACUUM

VEYANCE

WATER  
Discharge  
Suction &  
Discharge  
Washdown

WELDING

COUPLING  
SYSTEMS

APPENDIX

## HOT TAR & ASPHALT



### Product Specifications

- APPLICATION:** Designed for petroleum-based products up to 350°F between docks and tankers or barges under heavy-duty conditions.
- CONSTRUCTION**  
**TUBE:** Nitrile synthetic rubber, flat steel wire helix supporting the tube
- COVER:** Wingprene® synthetic rubber
- REINFORCEMENT:** Spiral-plied synthetic fabric with wire helix
- TEMPERATURE:** -25°F to 350°F (-32°C to 177°C)
- PACKAGING:** Custom lengths available, contact customer service.
- BRANDING:** Example: Goodyear® RB Dock hot asphalt, 350°F, 225 psi max.
- COUPLINGS:** Coupled with galvanized built-in steel nipple/150#RFSO flanges. Available in other bolt hole patterns, materials and floating flanges on request. Smooth bore assembly is electrically continuous unless otherwise specified by customer. Rough bore assembly is offered as electrically continuous only.
- NON-STOCK/SIZES:** Custom lengths available, contact customer service.

### SMOOTH BORE

ORDER CODES: 541-606

ID		NOM. OD		MAX. WP		BEND RADIUS		VACUUM HG		WEIGHT	
in.	mm.	in.	mm.	psi	Mpa	in.	mm.	in.	mm.	lb./ft.	kg./m.
4	101.6	5.28	134.1	225	1.55	36	914	29	737	6.48	9.64
6	152.4	7.72	196.1	225	1.55	48	1219	29	737	13.83	20.58
8	203.2	9.80	248.9	225	1.55	60	1524	29	737	19.11	28.44
10	254.0	11.80	299.7	225	1.55	80	2032	29	737	23.20	34.52

### ROUGH BORE

ORDER CODES: 541-582

ID		NOM. OD		MAX. WP		BEND RADIUS		VACUUM HG		WEIGHT	
in.	mm.	in.	mm.	psi	Mpa	in.	mm.	in.	mm.	lb./ft.	kg./m.
6	152.4	8.19	208.0	225	1.55	36	914	29	737	16.19	24.09
8	203.2	10.25	260.4	225	1.55	48	1219	29	737	22.39	33.32
10	254.0	12.31	312.7	225	1.55	60	1524	29	737	29.09	43.29

**GOODYEAR**  
ENGINEERED PRODUCTS

## LIGHTWING™ LIGHTERING STS HELIX-FREE HOSE

AIR &  
MULTIPURPOSE  
General Purpose  
Heavy Duty  
Push-on

CHEMICAL  
TRANSFER

CLEANING  
EQUIPMENT

FOOD  
Transfer  
Washdown

MARINE

MATERIAL  
HANDLING  
Abrasives  
Bulk Transfer  
Cement & Concrete

MINING

PETROLEUM  
Aircraft Fueling  
Dispensing  
Dock  
Transfer

SPRAY

STEAM

VACUUM

VEYANCE

WATER  
Discharge  
Suction &  
Discharge  
Washdown

WELDING

COUPLING  
SYSTEMS

APPENDIX

### Product Specifications



- APPLICATION:** Designed for the transfer of crude oil and petroleum based products for ship to ship lightering service, under all types of service conditions. All sizes rated for vacuum. Maximum flow rate 70 ft/sec (21m/s).
- CONSTRUCTION**  
**TUBE:** Code 541-432 Black nitrile for up to 50% aromatic content  
Code 541-718 Black nitrile with static dissipating properties for up to 60% aromatic content
- COVER:** Black Wingprene® (spiral cloth wrap finish)
- REINFORCEMENT:** Helix free, synthetic fabric, heavy duty wall
- TEMPERATURE:** -22°F to 176°F (-30°C to 80°C)
- PACKAGING:** Chloroplast sheet wrap. Also available in corrugated plastic culvert packaging.
- BRANDING:** Example: Lightwing™ Lightering STS Helix-Free 15 Bar
- COUPLINGS:** Coupled with carbon steel built-in nipples with hot dip galvanized (HDG) flange. Standard flange supplied to bolt hole to ANSI-B16.5 class 150, Flat Face Slip-On (FFSO) or Lap Joint (floating), other specifications are available on demand. Available in Raise Face and Weld Neck type.
- NON-STOCK/SIZES:** Custom lengths available, contact customer service.
- ORDER CODES:** 541-432 541-718

### LENGTH AND WEIGHTS

LENGTH METERS	7.6		8.5		9.1		10	
LENGTH FEET	25		28		30		32.5	
diameter	lbs.	kg.	lbs.	kg.	lbs.	kg.	lbs.	kg.
4	248	113	268	122	281	128	297	135
6	433	197	467	212	490	223	518	235
8	715	325	773	351	812	369	861	391
10	1073	488	1159	527	1216	553	1288	585
12	1314	597	1415	643	1483	674	1567	712

### HOSE DIMENSIONS

Nominal Inside Diameter		Inside Diameter	Outside Diameter	Weight
in.	mm.	mm.	mm.	kg./m.
4	100	102	143	9.7
6	150	153	203	17.0
8	200	204	268	28.9
10	250	254	331	42.8
12	300	305	382	49.9

### FLOW RATES

diameter	Max flow rated based on 21m/sec max	
	M <sup>3</sup> /Hr	bbbl/Hr
4	600	3,800
6	1,350	8,400
8	2,400	15,200
10	3,800	23,900
12	5,500	34,400

# PETROLEUM

## TRANSFER



	Page	Temp Range	Refined Fuels	Corrugated Cover	Lightweight
Arctic ExtremeFlex™	175	-65°F to 180°F		Yes	Yes
Flextra® Oilfield	186	-25°F to 180°F		Yes	
Flexwing® Oilfield	185	-25°F to 180°F			
Flexwing VersaFuel™	176	-30°F to 180°F	Yes		
Infinity™	177	-40°F to 160°F	Yes	Yes	Yes
Infinity™ HD	178	-40°F to 160°F	Yes	Yes	Yes
LW Arctic Tank Truck	188	-65°F to 180°F		Yes	Yes
Paladin®	180	-40°F to 160°F	Yes	Yes	Yes
Plicord® Arctic Flexwing®	187	-65°F to 180°F	Yes		
Plicord® ExtremeFlex™	191	-40°F to 200°F	Yes	Yes	Yes
Plicord® Flexwing® Petroleum	179	-35°F to 200°F	Yes		
Plicord® Fuel Discharge	190	-35°F to 180°F	Yes		
Plicord® LW Black Flextra II™	184	-40°F to 180°F	Yes	Yes	Yes
Plicord® Oilfield Frac	183	-25°F to 180°F			
Plicord® Super Black Flexwing®	182	-35°F to 200°F	Yes		
Plicord® Waste Mate™	189	-25°F to 180°F			
Pyroflex® Hot Tar & Asphalt II	193	-25°F to 350°F			
Pyroflex® Hot Tar Wand	194	-25°F to 350°F			
Red Flextra® 100	181	-30°F to 180°F	Yes	Yes	Yes
Red Flextra® 150	181	-30°F to 180°F	Yes	Yes	Yes
Redwing® Fuel Oil	163	-40°F to 140°F			
Spiraflex® Polyurethane Vapor Recovery	192	-30°F to 150°F		Yes	Yes

AIR &  
MULTIPURPOSE  
General Purpose  
Heavy Duty  
Push-on

CHEMICAL  
TRANSFER

CLEANING  
EQUIPMENT

FOOD  
Transfer  
Washdown

MARINE

MATERIAL  
HANDLING  
Abrasives  
Bulk Transfer  
Cement & Concrete

MINING

**PETROLEUM**  
Aircraft Fueling  
Dispensing  
Dock  
Transfer

SPRAY

STEAM

VACUUM

VEYANCE

WATER  
Discharge  
Suction &  
Discharge  
Washdown

WELDING

COUPLING  
SYSTEMS

APPENDIX



## ARCTIC EXTREMEFLEX™

A New Degree of Flexibility



### Product Specifications

<b>APPLICATION:</b>	An extremely flexible and lightweight drop hose for transfer of petroleum-based products under suction, low-pressure discharge or gravity flow. Flexibility maintained down to -65°F (-54°C).
<b>CONSTRUCTION</b>	
<b>TUBE:</b>	Black Nitrile, RMA Class A (High Oil Resistance)
<b>COVER:</b>	Corrugated Black Wingprene® synthetic rubber (wrapped impression), blue spiral stripe Corrugated Blue Wingprene® synthetic rubber (wrapped impression), red spiral stripe
<b>REINFORCEMENT:</b>	Spiral-plied synthetic fabric with double wire helix
<b>TEMPERATURE:</b>	-65°F to 180°F (-54°C to 82°C)
<b>PACKAGING:</b>	Coiled and polywrapped
<b>BRANDING (SPIRAL):</b>	Example: Goodyear® Plicord® Arctic ExtremeFlex™ Petroleum Transfer 150PSI WP
<b>COUPLINGS:</b>	Use Goodyear® Insta-Lock™ Cam & Groove Fittings
<b>NON-STOCK/SIZES:</b>	400' minimum order
<b>ORDER CODES:</b>	543-807 (black)      543-451 (blue)

### PRODUCT NAME

ID		NOM. OD		MAX. WP		BEND RADIUS		VACUUM HG		WEIGHT	
in.	mm.	in.	mm.	psi	Mpa	in.	mm.	in.	mm.	lb./ft.	kg./m.
2	51	2.5	63.5	150	1.03	2	51	29	737	1.08	1.61
3	76	3.48	88.5	150	1.03	3	76	29	737	1.62	2.41
4	102	4.55	115.7	150	1.03	4	102	29	737	2.35	3.50



AIR &  
MULTIPURPOSE  
General Purpose  
Heavy Duty  
Push-on

CHEMICAL  
TRANSFER

CLEANING  
EQUIPMENT

FOOD  
Transfer  
Washdown

MARINE

MATERIAL  
HANDLING  
Abrasives  
Bulk Transfer  
Cement & Concrete

MINING

PETROLEUM  
Aircraft Fueling  
Dispensing  
Dock  
Transfer

SPRAY

STEAM

VACUUM

VEYANCE

WATER  
Discharge  
Suction &  
Discharge  
Washdown

WELDING

COUPLING  
SYSTEMS

APPENDIX

AIR &  
MULTIPURPOSE  
General Purpose  
Heavy Duty  
Push-on

CHEMICAL  
TRANSFER

CLEANING  
EQUIPMENT

FOOD  
Transfer  
Washdown

MARINE

MATERIAL  
HANDLING  
Abrasives  
Bulk Transfer  
Cement & Concrete

MINING

PETROLEUM  
Aircraft Fueling  
Dispensing  
Dock  
Transfer

SPRAY

STEAM

VACUUM

VEYANCE

WATER  
Discharge  
Suction &  
Discharge  
Washdown

WELDING

COUPLING  
SYSTEMS

APPENDIX

## FLEXWING VERSAFUEL™



### Product Specifications

<b>APPLICATION:</b>	For use in tank truck and in-plant operation to transfer diesel, biodiesel blends, B-100, ethanol blends, gasoline, oil and petroleum base products up to 60% aromatic content.
<b>CONSTRUCTION TUBE:</b>	Synthetic rubber (static dissipating).
<b>COVER:</b>	Black synthetic rubber with excellent resistance to biodiesel, ethanol, oil/petroleum products and abrasion.
<b>REINFORCEMENT:</b>	Spiral-plied synthetic fabric with helix wire.
<b>TEMPERATURE:</b>	-30°F to 180°F (-34°C to 82°C)
<b>PACKAGING:</b>	100' lengths, coiled and polywrapped.
<b>BRANDING (SPIRAL):</b>	Example: Goodyear® Flexwing VersaFuel™ 150 PSI WP.
<b>COUPLINGS:</b>	Use Goodyear Engineered Products Insta-Lock™ Cam and Groove fittings with this product.
<b>NON-STOCK/SIZES:</b>	400' minimum order
<b>ORDER CODES:</b>	543-422

### FLEXWING VERSAFUEL™

ID		NOM. OD		MAX. WP		BEND RADIUS		VACUUM HG		WEIGHT	
in.	mm.	in.	mm.	psi	Mpa	in.	mm.	in.	mm.	lb./ft.	kg./m.
1	25.4	1.50	38.1	150	1.03	2	50	29	737	0.59	0.88
1¼	32.0	1.77	44.8	150	1.03	3	75	29	737	0.74	1.10
1½	38.0	2.03	51.7	150	1.03	4	100	29	737	0.92	1.37
2	51.2	2.55	64.9	150	1.03	5	125	29	737	1.21	1.80
2½	63.7	3.07	77.9	150	1.03	6	150	29	737	1.56	2.32
3	76.1	3.58	91.0	150	1.03	7	175	29	737	1.94	2.89
4	102.1	4.60	117.0	150	1.03	10	200	29	737	2.53	3.77

## INFINITY™ FUEL DROP HOSE



### Product Specifications

- APPLICATION:** Constructed with the exclusive PVC double helix for superior flexibility, abrasion resistance and low coefficient of friction for ease of maneuverability. Lightweight in construction, it is designed to transfer biodiesel and ethanol blends, gasoline and other petroleum products under pressure, gravity flow or medium suction (up to 23° Hg) at ambient temperature and with an aromatic content of 60% or less.
- CONSTRUCTION**  
**TUBE:** Black Nitrile synthetic rubber (static dissipating).
- COVER:** Black Chemivic™ synthetic rubber with orange & green Pliovic® outer helix.
- REINFORCEMENT:** Synthetic fabric plies with static wire.
- TEMPERATURE:** -40°F to 160°F (-40°C to 71°C)
- PACKAGING:** Coiled and polywrapped. For cut length, check with your Goodyear Engineered Products distributors.
- BRANDING:** Example: Infinity™ Drop Hose Goodyear®.
- COUPLINGS:** Use Goodyear Engineered Products Insta-Lock™ Cam & Groove Fittings with this product.
- ORDER CODES:** 543-773

### INFINITY™

ID		NOM. OD		MAX. WP		BEND RADIUS		VACUUM HG		WEIGHT	
in.	mm.	in.	mm.	psi	Mpa	in.	mm.	in.	mm.	lb./ft.	kg./m.
2	51.0	2.80	70.50	150	1.03	1.5	1.02	23	584	1.02	1.52
3	76.0	3.80	95.48	100	.69	2.0	1.46	23	584	1.46	2.18
4	102.0	4.80	121.47	75	.52	2.5	1.73	23	584	1.73	2.57

AIR &  
MULTIPURPOSE  
General Purpose  
Heavy Duty  
Push-on

CHEMICAL  
TRANSFER

CLEANING  
EQUIPMENT

FOOD  
Transfer  
Washdown

MARINE

MATERIAL  
HANDLING  
Abrasives  
Bulk Transfer  
Cement & Concrete

MINING

PETROLEUM  
Aircraft Fueling  
Dispensing  
Dock  
Transfer

SPRAY

STEAM

VACUUM

VEYANCE

WATER  
Discharge  
Suction &  
Discharge  
Washdown

WELDING

COUPLING  
SYSTEMS

APPENDIX

AIR &  
MULTIPURPOSE  
General Purpose  
Heavy Duty  
Push-on

CHEMICAL  
TRANSFER

CLEANING  
EQUIPMENT

FOOD  
Transfer  
Washdown

MARINE

MATERIAL  
HANDLING  
Abrasives  
Bulk Transfer  
Cement & Concrete

MINING

PETROLEUM  
Aircraft Fueling  
Dispensing  
Dock  
Transfer

SPRAY

STEAM

VACUUM

VEYANCE

WATER  
Discharge  
Suction &  
Discharge  
Washdown

WELDING

COUPLING  
SYSTEMS

APPENDIX

## INFINITY™ HD FUEL DROP HOSE



**NEW**

### Product Specifications

**APPLICATION:** Constructed with the exclusive PVC double helix for superior flexibility, abrasion resistance and low coefficient of friction for ease of maneuverability. Lightweight in construction, Infinity HD (Heavy Duty) is designed for higher working pressure applications (150 PSI). It is suitable in gravity flow or medium suction at ambient temperature. Designed to transfer biodiesel and ethanol blends, gasoline and other petroleum products with an aromatic content of 60% or less.

**CONSTRUCTION TUBE:** Black Nitrile synthetic rubber (static dissipating)

**COVER:** Synthetic fabric plies

**REINFORCEMENT:** Black Chemivic® synthetic rubber with double Orange Pliovic® outer helix

**TEMPERATURE:** -40°F to 160°F (-40°C to 71°C)

**PACKAGING:** Coiled and polywrapped. For cut length, check with your Goodyear Engineered Products Authorized Distributor.

**BRANDING:** INFINITY HD Drop Hose 150psi Goodyear

**COUPLINGS:** Use Goodyear Engineered Products Insta-Lock Cam & Groove Fittings with this product. See the Couplings Systems information pages at the back of the catalog.

**ORDER CODES:** 543-138

### INFINITY™ HD

ID		NOM. OD		MAX. WP		BEND RADIUS		VACUUM HG		WEIGHT	
in.	mm.	in.	mm.	psi	Mpa	in.	mm.	in.	mm.	lb./ft.	kg./m.
2	51.0	2.80	70.50	150	1.03	1.5	38.1	23	584	1.01	1.51
3	76.0	3.80	95.90	150	1.03	2.0	50.8	23	584	1.48	2.21
4	102.0	4.80	122.50	150	1.03	3.0	76.2	23	584	2.01	2.99

## PLICORD® FLEXWING® PETROLEUM



### Product Specifications

<b>APPLICATION:</b>	For use in tank truck and in-plant operations to transfer gasoline, oil, ethanol blends and other petroleum base products up to 50% aromatic content. It is designed for pressure, gravity flow, or full-suction service.
<b>CONSTRUCTION TUBE:</b>	Nitrile synthetic rubber RMA Class A (High Oil Resistance)
<b>COVER:</b>	Black (red spiral stripe) or Red Chemivic™ (white spiral stripe) synthetic rubber (oil resistant); smooth cover; wrapped finish
<b>REINFORCEMENT:</b>	Spiral-plied synthetic fabric with wire helix
<b>TEMPERATURE:</b>	-35°F to 200°F (-37°C to 93°C)
<b>PACKAGING:</b>	100' lengths, coiled and polywrapped
<b>BRANDING (SPIRAL):</b>	Example: Goodyear® Flexwing® Petroleum 150 psi WP.
<b>COUPLINGS:</b>	Use Goodyear Engineered Products Insta-Lock Cam & Groove Fittings with this product. See the Couplings Systems information pages at the back of the catalog.
<b>NON-STOCK/SIZES:</b>	For special production run minimum requirements, see Appendix D.
<b>ORDER CODES:</b>	543-109 (black)      543-110 (red)

### PLICORD® FLEXWING®

ID		NOM. OD		MAX. WP		BEND RADIUS		VACUUM HG		WEIGHT	
in.	mm.	in.	mm.	psi	Mpa	in.	mm.	in.	mm.	lb./ft.	kg./m.
3/4	19.1	1.22	31.0	150	1.03	2	51	29	737	0.47	0.70
1	25.4	1.50	38.1	150	1.03	2	51	29	737	0.63	0.94
1¼	31.8	1.76	44.7	150	1.03	3	76	29	737	0.79	1.18
1½	38.1	2.03	51.6	150	1.03	4	102	29	737	0.99	1.47
1¾	44.5	2.28	57.9	150	1.03	4	102	29	737	1.07	1.59
2	50.8	2.55	64.8	150	1.03	5	114	29	737	1.30	1.93
2½	63.5	3.07	78.0	150	1.03	6	146	29	737	1.66	2.47
3	76.2	3.57	90.7	150	1.03	7	178	29	737	2.03	3.02
3½	88.9	4.13	104.9	150	1.03	8	203	29	737	2.39	3.56
4	101.6	4.60	116.8	150	1.03	10	254	29	737	2.68	3.99
6	152.7	6.78	171.9	150	1.03	30	762	29	737	5.61	8.36

AIR &  
MULTIPURPOSE  
General Purpose  
Heavy Duty  
Push-on

CHEMICAL  
TRANSFER

CLEANING  
EQUIPMENT

FOOD  
Transfer  
Washdown

MARINE

MATERIAL  
HANDLING  
Abrasives  
Bulk Transfer  
Cement & Concrete

MINING

PETROLEUM  
Aircraft Fueling  
Dispensing  
Dock  
Transfer

SPRAY

STEAM

VACUUM

VEYANCE

WATER  
Discharge  
Suction &  
Discharge  
Washdown

WELDING

COUPLING  
SYSTEMS

APPENDIX

AIR &  
MULTIPURPOSE  
General Purpose  
Heavy Duty  
Push-on

CHEMICAL  
TRANSFER

CLEANING  
EQUIPMENT

FOOD  
Transfer  
Washdown

MARINE

MATERIAL  
HANDLING  
Abrasives  
Bulk Transfer  
Cement & Concrete

MINING

PETROLEUM  
Aircraft Fueling  
Dispensing  
Dock  
Transfer

SPRAY

STEAM

VACUUM

VEYANCE

WATER  
Discharge  
Suction &  
Discharge  
Washdown

WELDING

COUPLING  
SYSTEMS

APPENDIX

## PALADIN®



### Product Specifications

- APPLICATION:** Designed as a lightweight and flexible hose to transfer biodiesel and ethanol blends, gasoline and other petroleum products under pressure, gravity flow or medium suction (up to 23" Hg) at ambient temperature. Maximum aromatic content 60%. Outer PVC helix provides abrasion resistance and low coefficient of friction. With Antistatic wire (low resistance).
- CONSTRUCTION TUBE:** Black Nitrile synthetic rubber (static dissipating)
- COVER:** Black Chemivic™ synthetic rubber with Orange Pliovic® outer helix
- REINFORCEMENT:** Synthetic fabric plies
- TEMPERATURE:** -40°F to 160°F (-40°C to 71°C)
- PACKAGING:** 100' lengths, coiled and bagel pack
- BRANDING:** Example: Goodyear® Paladin® Drop Hose (Date Code) Made in Canada.
- COUPLINGS:** Use Goodyear Engineered Products Insta-Lock Cam & Groove Fittings with this product. See the Couplings Systems information pages at the back of the catalog.
- NON-STOCK/SIZES:** For special production run minimum requirements, see Appendix D.
- ORDER CODES:** 543-227

### PALADIN®

ID		NOM. OD		MAX. WP		BEND RADIUS		VACUUM HG		WEIGHT	
in.	mm.	in.	mm.	psi	Mpa	in.	mm.	in.	mm.	lb./ft.	kg./m.
2	50.8	2.87	72.9	150	1.03	2	51	23	584	1.04	1.55
3	76.2	3.92	99.6	150	1.03	3	76	23	584	1.58	2.35
4	101.6	4.85	123.2	75	0.52	5	127	23	584	1.94	2.89

## RED FLEXTRA®



### Product Specifications

- APPLICATION:** For the transfer of ethanol blends, gasoline and other petroleum-based products under pressure, gravity flow or full-suction where maximum flexibility is needed.
- CONSTRUCTION TUBE:** Nitrile synthetic rubber RMA Class A (High Oil Resistance)
- COVER:** Red Wingprene®, corrugated synthetic rubber RMA Class A (High Oil Resistance).
- REINFORCEMENT:** Spiral-plied synthetic fabric with double wire helix
- TEMPERATURE:** -30°F to 180°F (-34°C to 82°C)
- PACKAGING:** 100' lengths, coiled and polywrapped
- BRANDING (SPIRAL):** Example: Goodyear® Red Flextra® Made in Canada.
- COUPLINGS:** Use Goodyear Engineered Products Insta-Lock Cam & Groove Fittings with this product. See the Couplings Systems information pages at the back of the catalog.
- NON-STOCK/SIZES:** For special production run minimum requirements, see Appendix D.

### RED FLEXTRA® 100

ORDER CODES: 543-123

ID		NOM. OD		MAX. WP		BEND RADIUS		VACUUM HG		WEIGHT	
in.	mm.	in.	mm.	psi	Mpa	in.	mm.	in.	mm.	lb./ft.	kg./m.
2	50.8	2.38	60.3	100	0.69	4	102	29	737	0.83	1.09
2½	63.5	2.88	73.2	100	0.69	5	127	29	737	1.09	1.62
3	76.2	3.41	86.6	100	0.69	6	152	29	737	1.41	2.10
4	101.6	4.53	115.1	100	0.69	9	229	29	737	2.23	3.32

### RED FLEXTRA® 150

ORDER CODES: 543-120

ID		NOM. OD		MAX. WP		BEND RADIUS		VACUUM HG		WEIGHT	
in.	mm.	in.	mm.	psi	Mpa	in.	mm.	in.	mm.	lb./ft.	kg./m.
2	50.8	2.52	64.0	150	1.03	4	102	29	737	1.18	1.76
3	76.2	3.59	91.2	150	1.03	6	152	29	737	1.99	2.96
4	101.6	4.61	117.1	150	1.03	9	229	29	737	2.66	3.96

AIR &  
MULTIPURPOSE  
General Purpose  
Heavy Duty  
Push-on

CHEMICAL  
TRANSFER

CLEANING  
EQUIPMENT

FOOD  
Transfer  
Washdown

MARINE

MATERIAL  
HANDLING  
Abrasives  
Bulk Transfer  
Cement & Concrete

MINING

PETROLEUM  
Aircraft Fueling  
Dispensing  
Dock  
Transfer

SPRAY

STEAM

VACUUM

VEYANCE

WATER  
Discharge  
Suction &  
Discharge  
Washdown

WELDING

COUPLING  
SYSTEMS

APPENDIX

# PETROLEUM

AIR &  
MULTIPURPOSE  
General Purpose  
Heavy Duty  
Push-on

CHEMICAL  
TRANSFER

CLEANING  
EQUIPMENT

FOOD  
Transfer  
Washdown

MARINE

MATERIAL  
HANDLING  
Abrasives  
Bulk Transfer  
Cement & Concrete

MINING

PETROLEUM  
Aircraft Fueling  
Dispensing  
Dock  
Transfer

SPRAY

STEAM

VACUUM

VEYANCE

WATER  
Discharge  
Suction &  
Discharge  
Washdown

WELDING

COUPLING  
SYSTEMS

APPENDIX

## PLICORD® SUPER BLACK FLEXWING®



### Product Specifications

- APPLICATION:** A premium high pressure petroleum transfer hose for handling ethanol blends, gasoline, oils and other petroleum products at higher working pressures.
- CONSTRUCTION**  
**TUBE:** Special fuel-resistant Black nitrile synthetic rubber RMA Class A (High Oil Resistance)
- COVER:** Black Neoprene synthetic rubber RMA Class A (High Oil Resistance), wrapped finish
- REINFORCEMENT:** Spiral-plied synthetic fabric with wire helix
- TEMPERATURE:** -35°F to 200°F (-37°C to 93°C)
- PACKAGING:** 100' lengths, coiled and polywrapped
- BRANDING:** Example: Goodyear® Flexwing® Petroleum Hose.
- COUPLINGS:** Use Goodyear Engineered Products Insta-Lock Cam & Groove Fittings with this product. See the Couplings Systems information pages at the back of the catalog.
- NON-STOCK/SIZES:** For special production run minimum requirements, see Appendix D.
- ORDER CODES:** 543-117 541-117 (6" diameter, 100' length)

### PLICORD® SUPER BLACK FLEXWING®

ID		NOM. OD		MAX. WP		BEND RADIUS		VACUUM HG		WEIGHT	
in.	mm.	in.	mm.	psi	Mpa	in.	mm.	in.	mm.	lb./ft.	kg./m.
1	25.4	1.53	38.8	250	1.72	3	75	29	737	.70	1.04
1¼	31.8	1.87	47.1	250	1.72	4	100	29	737	.99	1.48
1½	38.1	2.08	52.8	250	1.72	4	100	29	737	1.15	1.71
2	50.8	2.59	65.8	250	1.72	5	125	29	737	1.44	2.14
2½	63.5	3.11	79.0	250	1.72	6	150	29	737	1.84	2.74
3	76.2	3.65	92.7	250	1.72	7	175	29	737	2.39	3.56
4	101.6	4.83	122.7	250	1.72	10	254	29	737	3.76	5.60
5	127.0	5.87	149.0	250	1.72	20	500	29	737	5.10	7.60
6	152.4	7.21	183.3	250	1.72	24	600	29	737	8.46	12.60

**GOODYEAR**  
ENGINEERED PRODUCTS



## PLICORD® OILFIELD FRAC HOSE



### Product Specifications



- APPLICATION:** A rugged and flexible hose designed to convey crude oil and oil slurry mixtures for Frac tank connections.
- CONSTRUCTION**
  - TUBE:** Black Nitrile
  - COVER:** Black Chemivic™, smooth cover with wrapped finish. Also available with ARC treatment for improved abrasion resistance.
- REINFORCEMENT:** Multiple plies of synthetic fabric
- TEMPERATURE:** -25°F to 180°F (-32°C to 82°C)
- PACKAGING:** 100' length, coiled and polywrapped
- BRANDING (SPIRAL):** Goodyear® Oilfield Fracturing Hose
- COUPLINGS:** Swage-on coupling; contact coupling manufacturer
- ORDER CODES:** 543-827 543-710 (ARC Treatment)

### OILFIELD FRACTURING

ID		NOM. OD		MAX. WP		WEIGHT	
in.	mm.	in.	mm.	psi	Mpa	lb./ft.	kg./m
3	76.2	3.87	98.30	400	2.76	2.52	3.74
4	101.6	4.76	120.85	400	2.76	2.85	4.21

AIR &  
MULTIPURPOSE  
General Purpose  
Heavy Duty  
Push-on

CHEMICAL  
TRANSFER

CLEANING  
EQUIPMENT

FOOD  
Transfer  
Washdown

MARINE

MATERIAL  
HANDLING  
Abrasives  
Bulk Transfer  
Cement & Concrete

MINING

PETROLEUM  
Aircraft Fueling  
Dispensing  
Dock  
Transfer

SPRAY

STEAM

VACUUM

VEYANCE

WATER  
Discharge  
Suction &  
Discharge  
Washdown

WELDING

COUPLING  
SYSTEMS

APPENDIX

AIR &  
MULTIPURPOSE  
General Purpose  
Heavy Duty  
Push-on

CHEMICAL  
TRANSFER

CLEANING  
EQUIPMENT

FOOD  
Transfer  
Washdown

MARINE

MATERIAL  
HANDLING  
Abrasives  
Bulk Transfer  
Cement & Concrete

MINING

PETROLEUM  
Aircraft Fueling  
Dispensing  
Dock  
Transfer

SPRAY

STEAM

VACUUM

VEYANCE

WATER  
Discharge  
Suction &  
Discharge  
Washdown

WELDING

COUPLING  
SYSTEMS

APPENDIX

## PLICORD® LW BLACK FLEXTRA II™



### Product Specifications

<b>APPLICATION:</b>	Used by tank trucks, bulk petroleum stations, and others to transfer ethanol blends and petroleum products under pressure, suction and/or gravity flow. Extremely flexible and lightweight to provide excellent service. Not recommended where aromatic content exceeds 50%.
<b>CONSTRUCTION</b>	
<b>TUBE:</b>	Black Nitrile RMA Class A (High Oil Resistance)
<b>COVER:</b>	Black Chemivic™ (corrugated)
<b>REINFORCEMENT:</b>	Spiral-plied synthetic fabric with double wire helix
<b>TEMPERATURE:</b>	-40°F to 180°F (-40°C to 82°C)
<b>PACKAGING:</b>	100' lengths, coiled and polywrapped
<b>BRANDING (SPIRAL):</b>	Example: Goodyear® LW Black Flextra II™ 75 psi Max WP.
<b>COUPLINGS:</b>	Contact fitting manufacturer for proper fitting recommendation and coupling procedure.
<b>NON-STOCK/SIZES:</b>	For special production run minimum requirements, see Appendix D.
<b>ORDER CODES:</b>	543-562

### PLICORD® LW BLACK FLEXTRA II™

ID		NOM. OD		MAX. WP		BEND RADIUS		VACUUM HG		WEIGHT	
in.	mm.	in.	mm.	psi	Mpa	in.	mm.	in.	mm.	lb./ft.	kg./m.
2	50.8	2.42	61.5	75	0.52	3	76	29	737	0.94	1.40
2½	63.5	2.92	74.2	75	0.52	4	102	29	737	1.22	1.82
3	76.2	3.40	86.4	75	0.52	4	102	29	737	1.39	2.07
4	101.6	4.53	115.1	75	0.52	7	178	29	737	2.37	3.53

## FLEXWING® OILFIELD



### Product Specifications

<b>APPLICATION:</b>	For use in transfer hose service, cleaning sediment from oil storage tanks and other general service applications. The tube is an oil-resistant synthetic rubber. Do not use with gasoline and other refined products when aromatic content exceeds 35%.
<b>CONSTRUCTION</b>	
<b>TUBE:</b>	Synthetic rubber
<b>COVER:</b>	Black Plioflex® synthetic rubber (smooth cover)
<b>REINFORCEMENT:</b>	Spiral-plied synthetic fabric with wire helix
<b>TEMPERATURE:</b>	-25°F to 180°F (-32°C to 82°C)
<b>PACKAGING:</b>	100' lengths, coiled and polywrapped
<b>BRANDING (SPIRAL):</b>	Example: Goodyear® Flexwing® Oilfield.
<b>COUPLINGS:</b>	Use Goodyear Engineered Products Insta-Lock Cam & Groove Fittings with this product. See the Couplings Systems information pages at the back of the catalog.
<b>NON-STOCK/SIZES:</b>	For special production run minimum requirements, see Appendix D.
<b>ORDER CODES:</b>	543-655

### FLEXWING® OILFIELD

ID		NOM. OD		MAX. WP		BEND RADIUS		VACUUM HG		WEIGHT	
in.	mm.	in.	mm.	psi	Mpa	in.	mm.	in.	mm.	lb./ft.	kg./m.
1½	38.1	1.97	50.0	150	1.03	4.00	102	29	737	0.86	1.28
2	50.8	2.48	63.0	150	1.03	4.50	114	29	737	1.12	1.67
2½	63.5	3.00	76.2	150	1.03	5.75	146	29	737	1.40	2.08
3	76.2	3.53	89.7	150	1.03	7.00	178	29	737	1.85	2.75
4	101.6	4.59	116.6	150	1.03	10.00	254	29	737	2.66	3.96

AIR &  
MULTIPURPOSE  
General Purpose  
Heavy Duty  
Push-on

CHEMICAL  
TRANSFER

CLEANING  
EQUIPMENT

FOOD  
Transfer  
Washdown

MARINE

MATERIAL  
HANDLING  
Abrasives  
Bulk Transfer  
Cement & Concrete

MINING

PETROLEUM  
Aircraft Fueling  
Dispensing  
Dock  
Transfer

SPRAY

STEAM

VACUUM

VEYANCE

WATER  
Discharge  
Suction &  
Discharge  
Washdown

WELDING

COUPLING  
SYSTEMS

APPENDIX

AIR &  
MULTIPURPOSE  
General Purpose  
Heavy Duty  
Push-on

CHEMICAL  
TRANSFER

CLEANING  
EQUIPMENT

FOOD  
Transfer  
Washdown

MARINE

MATERIAL  
HANDLING  
Abrasives  
Bulk Transfer  
Cement & Concrete

MINING

PETROLEUM  
Aircraft Fueling  
Dispensing  
Dock  
Transfer

SPRAY

STEAM

VACUUM

VEYANCE

WATER  
Discharge  
Suction &  
Discharge  
Washdown

WELDING

COUPLING  
SYSTEMS

APPENDIX

## FLEXTRA® OILFIELD



### Product Specifications

<b>APPLICATION:</b>	Flextra® Oilfield transfer hose is designed for use in tank truck or in-plant applications for the transfer of DILUTED industrial chemicals and petroleum waste, sludge and sediments. It is not recommended for refined petroleum products or concentrated industrial chemicals. DO NOT use with gasoline and other refined products when aromatic content exceeds 35%.
<b>CONSTRUCTION TUBE:</b>	Synthetic rubber
<b>COVER:</b>	Black Plioflex® synthetic rubber (corrugated cover)
<b>REINFORCEMENT:</b>	Spiral-plied synthetic fabric with double wire helix
<b>TEMPERATURE:</b>	-25°F to 180°F (-32°C to 82°C)
<b>PACKAGING:</b>	100' lengths, coiled and polywrapped
<b>BRANDING (SPIRAL):</b>	Example: Goodyear® Flextra® Oilfield.
<b>COUPLINGS:</b>	Use Goodyear Engineered Products Insta-Lock Cam & Groove Fittings with this product. See the Couplings Systems information pages at the back of the catalog.
<b>NON-STOCK/SIZES:</b>	For special production run minimum requirements, see Appendix D.
<b>ORDER CODES:</b>	543-691

### FLEXTRA® OILFIELD

ID		NOM. OD		MAX. WP		BEND RADIUS		VACUUM HG		WEIGHT	
in.	mm.	in.	mm.	psi	Mpa	in.	mm.	in.	mm.	lb./ft.	kg./m.
1¼	25.4	1.63	41.4	150	1.03	3	75	29	737	0.57	0.85
1½	38.1	1.92	48.8	150	1.03	4	100	29	737	0.74	1.10
2	50.8	2.44	62.0	125	0.86	4	102	29	737	0.94	1.4
3	76.2	3.52	89.4	125	0.86	6	152	29	737	1.71	2.54
4	101.6	4.52	114.8	100	0.69	8	203	29	737	2.17	3.23

## PLICORD® ARCTIC FLEXWING®



### Product Specifications

- APPLICATION:** Plicord® Arctic Flexwing® is for use in low-temperature operations for transferring gasoline, oil and other petroleum products.
- CONSTRUCTION TUBE:** Ultra-low temperature oil resistant synthetic rubber RMA Class A (High Oil Resistance)
- COVER:** Blue ultra-low temperature synthetic rubber RMA Class A (High Oil Resistance) with red spiral stripe. Smooth cover, wrapped finish
- REINFORCEMENT:** Spiral-plyed synthetic fabric with wire helix
- TEMPERATURE:** -65°F to 180°F (-54°C to 82°C)
- PACKAGING:** 100' lengths, coiled and polywrapped
- BRANDING (SPIRAL):** Example: Goodyear® Arctic Flexwing® 150 psi WP.
- COUPLINGS:** Use Goodyear Engineered Products Insta-Lock Cam & Groove Fittings with this product. See the Couplings Systems information pages at the back of the catalog.
- NON-STOCK/SIZES:** For special production run minimum requirements, see Appendix D.
- ORDER CODES:** 543-650

### PLICORD® ARCTIC FLEXWING®

ID		NOM. OD		MAX. WP		BEND RADIUS		VACUUM HG		WEIGHT	
in.	mm.	in.	mm.	psi	Mpa	in.	mm.	in.	mm.	lb./ft.	kg./m.
1¼	31.8	1.73	43.9	150	1.03	3	80	29	737	0.66	0.98
1½	38.1	1.98	50.3	150	1.03	4	102	29	737	0.82	1.22
2	50.8	2.50	63.5	150	1.03	5	127	29	737	1.07	1.59
2½	63.5	3.09	78.5	150	1.03	6	152	29	737	1.64	2.44
3	76.2	3.58	90.9	150	1.03	7	178	29	737	1.92	2.86
4	101.6	4.70	119.4	150	1.03	10	254	29	737	2.88	4.29

AIR &  
MULTIPURPOSE  
General Purpose  
Heavy Duty  
Push-on

CHEMICAL  
TRANSFER

CLEANING  
EQUIPMENT

FOOD  
Transfer  
Washdown

MARINE

MATERIAL  
HANDLING  
Abrasives  
Bulk Transfer  
Cement & Concrete

MINING

PETROLEUM  
Aircraft Fueling  
Dispensing  
Dock  
Transfer

SPRAY

STEAM

VACUUM

VEYANCE

WATER  
Discharge  
Suction &  
Discharge  
Washdown

WELDING

COUPLING  
SYSTEMS

APPENDIX

AIR &  
MULTIPURPOSE  
General Purpose  
Heavy Duty  
Push-on

CHEMICAL  
TRANSFER

CLEANING  
EQUIPMENT

FOOD  
Transfer  
Washdown

MARINE

MATERIAL  
HANDLING  
Abrasives  
Bulk Transfer  
Cement & Concrete

MINING

PETROLEUM  
Aircraft Fueling  
Dispensing  
Dock  
Transfer

SPRAY

STEAM

VACUUM

VEYANCE

WATER  
Discharge  
Suction &  
Discharge  
Washdown

WELDING

COUPLING  
SYSTEMS

APPENDIX

## LW ARCTIC TANK TRUCK



### Product Specifications

<b>APPLICATION:</b>	For transfer of petroleum-based products under suction, low-pressure discharge or gravity flow. Flexibility maintained down to -65°F (-54°C).
<b>CONSTRUCTION TUBE:</b>	Black Nitrile RMA Class A (High Oil Resistance)
<b>COVER:</b>	Blue Wingprene® (corrugated)
<b>REINFORCEMENT:</b>	Spiral-plied synthetic fabric with double wire helix
<b>TEMPERATURE:</b>	-65°F to 180°F (-54°C to 82°C)
<b>PACKAGING:</b>	100' lengths, coiled and polywrapped
<b>BRANDING (SPIRAL):</b>	Example: Goodyear® LW Arctic Tank Truck 150 psi/10 Bar.
<b>COUPLINGS:</b>	Contact fitting manufacturer for proper fitting recommendation and coupling procedure.
<b>NON-STOCK/SIZES:</b>	For special production run minimum requirements, see Appendix D.
<b>ORDER CODES:</b>	543-365

### LW ARCTIC TANK TRUCK

ID		NOM. OD		MAX. WP		BEND RADIUS		VACUUM HG		WEIGHT	
in.	mm.	in.	mm.	psi	Mpa	in.	mm.	in.	mm.	lb./ft.	kg./m.
2	50.8	2.53	64.3	200	1.38	4	100	29	737	1.11	1.64
2½	63.5	3.02	76.7	150	1.03	5	125	29	737	1.42	2.11
3	76.2	3.55	90.2	150	1.03	6	150	29	737	1.83	2.72
4	101.6	4.61	117.1	150	1.03	9	225	29	737	2.62	3.90

## PLICORD® WASTE MATE™



### Product Specifications

- APPLICATION:** Designed for use in tank truck or in-plant applications for the transfer of DILUTED industrial chemicals and petroleum waste, sludge and sediments. It is not recommended for refined petroleum products or concentrated industrial chemicals.
- CONSTRUCTION TUBE:** Black Nitrile RMA Class A (High Oil Resistance)
- COVER:** Black SBR (wrapped cover) orange branding tape
- REINFORCEMENT:** Spiral-plied synthetic fabric with wire helix
- TEMPERATURE:** -25°F to 180°F (-32°C to 82°C)
- PACKAGING:** 100' length, coiled, polywrapped
- BRANDING (SPIRAL):** Example: Goodyear® Plicord® Waste Mate 150 psi.
- COUPLINGS:** Use Goodyear Engineered Products Insta-Lock Cam & Groove Fittings with this product. See the Couplings Systems information pages at the back of the catalog.
- NON-STOCK/SIZES:** For special production run minimum requirements, see Appendix D.
- ORDER CODES:** 549-853

### PLICORD® WASTE MATE™

ID		NOM. OD		MAX. WP		BEND RADIUS		VACUUM HG		WEIGHT	
in.	mm.	in.	mm.	psi	Mpa	in.	mm.	in.	mm.	lb./ft.	kg./m.
2	50.8	2.48	63.0	150	1.03	4	102	29	737	1.11	1.65
2½	63.5	3.00	76.2	150	1.03	5	127	29	737	1.42	2.11
3	76.2	3.52	89.4	150	1.03	6	152	29	737	1.88	2.80
4	101.6	4.58	116.3	150	1.03	8	203	29	737	2.62	3.90

AIR &  
MULTIPURPOSE  
General Purpose  
Heavy Duty  
Push-on

CHEMICAL  
TRANSFER

CLEANING  
EQUIPMENT

FOOD  
Transfer  
Washdown

MARINE

MATERIAL  
HANDLING  
Abrasives  
Bulk Transfer  
Cement & Concrete

MINING

PETROLEUM  
Aircraft Fueling  
Dispensing  
Dock  
Transfer

SPRAY

STEAM

VACUUM

VEYANCE

WATER  
Discharge  
Suction &  
Discharge  
Washdown

WELDING

COUPLING  
SYSTEMS

APPENDIX

AIR &  
MULTIPURPOSE  
General Purpose  
Heavy Duty  
Push-on

CHEMICAL  
TRANSFER

CLEANING  
EQUIPMENT

FOOD  
Transfer  
Washdown

MARINE

MATERIAL  
HANDLING  
Abrasives  
Bulk Transfer  
Cement & Concrete

MINING

PETROLEUM  
Aircraft Fueling  
Dispensing  
Dock  
Transfer

SPRAY

STEAM

VACUUM

VEYANCE

WATER  
Discharge  
Suction &  
Discharge  
Washdown

WELDING

COUPLING  
SYSTEMS

APPENDIX

## PLICORD® FUEL DISCHARGE



### Product Specifications

- APPLICATION:** Plicord® Fuel Discharge hose is for the discharge of gasoline, oil, ethanol blends and other petroleum based products in tank and industrial applications.
- CONSTRUCTION**  
**TUBE:** Nitrile synthetic rubber RMA Class A (High Oil Resistance), plus antistatic wires
- COVER:** Black Chemivic™ synthetic rubber RMA Class B (Medium-High Oil Resistance)
- REINFORCEMENT:** Spiral-plied synthetic fabric (2"–4": 2 ply; 6": 4 ply), plus grounding wires
- TEMPERATURE:** -35°F to 180°F (-37°C to 82°C)
- PACKAGING:** 100' lengths, coiled and polywrapped
- BRANDING (SPIRAL):** Example: Goodyear® Plicord® Fuel Discharge.
- COUPLINGS:** Use Goodyear Engineered Products Insta-Lock Cam & Groove Fittings with this product. See the Couplings Systems information pages at the back of the catalog.
- NON-STOCK/SIZES:** For special production run minimum requirements, see Appendix D.
- ORDER CODES:** 543-331

### PLICORD® FUEL DISCHARGE

ID		NOM. OD		MAX. WP		WEIGHT	
in.	mm.	in.	mm.	psi	Mpa	lb./ft.	kg./m.
3/4	19.1	1.21	30.7	150	1.03	0.42	0.63
1	25.4	1.46	37.1	150	1.03	0.52	0.77
1¼	31.8	1.72	43.7	150	1.03	0.63	0.94
1½	38.1	1.95	49.5	150	1.03	0.73	1.09
2	50.8	2.49	63.3	150	1.03	0.98	1.46
2½	63.5	2.98	75.7	150	1.03	1.19	1.77
3	76.2	3.50	88.9	150	1.03	1.45	2.16
3½	88.9	4.04	102.6	150	1.03	1.70	2.53
4	101.6	4.52	114.8	150	1.03	1.91	2.84
6	152.4	6.63	168.4	150	1.03	3.41	5.07



## PLICORD® EXTREMEFLEX™ PETROLEUM TRANSFER



### Product Specifications

- APPLICATION:** An extremely flexible and lightweight drop hose for use in tank truck and in-plant operation to transfer diesel, ethanol, gasoline, oil and petroleum base products up to 60% aromatic content. Corrugated construction for lower drag coefficient and superior abrasion resistance.
- CONSTRUCTION TUBE:** Black Nitrile synthetic rubber (Class A oil resistance)
- COVER:** Black Chemivic™ synthetic (corrugated)
- REINFORCEMENT:** Spiral plied synthetic fabric with wire helix
- TEMPERATURE:** -40°F to 200°F (-40°C to 93°C)
- PACKAGING:** 100' Lengths, coiled and bagel packed
- BRANDING (SPIRAL):** Example: Plicord® ExtremeFlex™ Petroleum Transfer
- COUPLINGS:** Use Goodyear Engineered Products Insta-Lock™ Cam & Groove Fittings.
- NON-STOCK/SIZES:** For special production run minimum requirements, see Appendix D.
- ORDER CODES:** 543-216

### PLICORD® EXTREMEFLEX™

ID		NOM. OD		MAX. WP		BEND RADIUS		VACUUM HG		WEIGHT	
in.	mm.	in.	mm.	psi	Mpa	in.	mm.	in.	mm.	lb./ft.	kg./m.
3/4	19	1.20	30.5	250	1.72	.75	19.05	29	737	0.44	0.65
1	25	1.45	36.8	250	1.72	1	25.40	29	737	0.55	0.81
1½	38	1.91	48.5	250	1.72	1.5	38.10	29	737	0.73	1.08
2	51	2.43	61.8	250	1.72	2	50.80	29	737	0.96	1.43
2½	63	3.00	76.1	200	1.37	2.5	63.50	29	737	1.41	2.10
3	76	3.50	88.8	200	1.37	3	76.20	29	737	1.69	2.51
4	102	4.56	115.7	150	1.03	4	101.60	29	737	2.42	3.61



AIR &  
MULTIPURPOSE  
General Purpose  
Heavy Duty  
Push-on

CHEMICAL  
TRANSFER

CLEANING  
EQUIPMENT

FOOD  
Transfer  
Washdown

MARINE

MATERIAL  
HANDLING  
Abrasives  
Bulk Transfer  
Cement & Concrete

MINING

PETROLEUM  
Aircraft Fueling  
Dispensing  
Dock  
Transfer

SPRAY

STEAM

VACUUM

VEYANCE

WATER  
Discharge  
Suction &  
Discharge  
Washdown

WELDING

COUPLING  
SYSTEMS

APPENDIX

AIR &  
MULTIPURPOSE  
General Purpose  
Heavy Duty  
Push-on

CHEMICAL  
TRANSFER

CLEANING  
EQUIPMENT

FOOD  
Transfer  
Washdown

MARINE

MATERIAL  
HANDLING  
Abrasives  
Bulk Transfer  
Cement & Concrete

MINING

PETROLEUM  
Aircraft Fueling  
Dispensing  
Dock  
Transfer

SPRAY

STEAM

VACUUM

VEYANCE

WATER  
Discharge  
Suction &  
Discharge  
Washdown

WELDING

COUPLING  
SYSTEMS

APPENDIX

## SPIRAFLEX® POLYURETHANE VAPOR RECOVERY



### Product Specifications

<b>APPLICATION:</b>	For the recovery of gasoline vapors in tank truck loading at bulk terminals and in tank truck unloading at service stations.
<b>CONSTRUCTION</b>	
<b>TUBE:</b>	Transparent Polyurethane
<b>COVER:</b>	Transparent Polyurethane
<b>REINFORCEMENT:</b>	Red rigid Pliovic® helix, available with static wire placed between the tube and cover
<b>TEMPERATURE:</b>	-30°F to 150°F (-34°C to 66°C)
<b>PACKAGING:</b>	100' lengths, coiled and polywrapped
<b>BRANDING:</b>	Not branded
<b>COUPLINGS:</b>	Contact fitting manufacturer for proper fitting recommendation and coupling procedure.
<b>NON-STOCK/SIZES:</b>	For special production run minimum requirements, see Appendix D.
<b>ORDER CODES:</b>	586-465 (without static wire)      586-468 (static wire)

### SPIRAFLEX® POLYURETHANE VAPOR RECOVERY

ID		NOM. OD		MAX. WP		BEND RADIUS		WEIGHT	
in.	mm.	in.	mm.	psi	Mpa	in.	mm.	lb./ft.	kg./m.
2	50.8	2.47	62.7	30	0.21	3	76	0.57	0.85
3	76.2	3.41	86.6	20	0.14	4	102	0.68	1.01
4	101.6	4.51	114.6	15	0.10	7	178	0.98	1.46

## PYROFLEX® HOT TAR & ASPHALT II



### Product Specifications

<b>APPLICATION:</b>	For the transfer of high temperature petroleum based materials such as tar, asphalt, and hot oils. It is suitable for suction and discharge service on tank trucks, tank cars or at bulk stations. Heat resistant tube and Flexten reinforcement. (Hot oils only rated to 200°F)
<b>CONSTRUCTION TUBE:</b>	Black Nitrile (special heat resistant) synthetic rubber RMA Class A (High Oil Resistance)
<b>COVER:</b>	Black Wingprene® synthetic rubber RMA Class A (High Oil Resistance) with spiral red stripe
<b>REINFORCEMENT:</b>	Spiral-plied Flexten® with wire helix
<b>TEMPERATURE:</b>	-25°F to 350°F (-32°C to 177°C)
<b>PACKAGING:</b>	100' lengths, coiled and polywrapped
<b>BRANDING (SPIRAL):</b>	Example: Goodyear® Pyroflex Hot Tar and Asphalt II 150 psi.
<b>COUPLINGS:</b>	Contact fitting manufacturer for proper fitting recommendation and coupling procedure.
<b>NON-STOCK/SIZES:</b>	For special production run minimum requirements, see Appendix D.
<b>ORDER CODES:</b>	543-118

### PYROFLEX® HOT TAR & ASPHALT II

ID		NOM. OD		MAX. WP		BEND RADIUS		VACUUM HG		WEIGHT	
in.	mm.	in.	mm.	psi	Mpa	in.	mm.	in.	mm.	lb./ft.	kg./m.
1½	38.1	2.08	52.8	150	1.03	4	102	29	737	1.04	1.55
2	50.8	2.60	66.0	150	1.03	5	127	29	737	1.33	1.98
2½	63.5	3.09	78.6	150	1.03	6	152	29	737	1.67	2.49
3	76.2	3.65	92.8	150	1.03	7	178	29	737	2.23	3.32
4	101.6	4.68	118.8	150	1.03	10	254	29	737	2.91	4.34

AIR &  
MULTIPURPOSE  
General Purpose  
Heavy Duty  
Push-on

CHEMICAL  
TRANSFER

CLEANING  
EQUIPMENT

FOOD  
Transfer  
Washdown

MARINE

MATERIAL  
HANDLING  
Abrasives  
Bulk Transfer  
Cement & Concrete

MINING

PETROLEUM  
Aircraft Fueling  
Dispensing  
Dock  
Transfer

SPRAY

STEAM

VACUUM

VEYANCE

WATER  
Discharge  
Suction &  
Discharge  
Washdown

WELDING

COUPLING  
SYSTEMS

APPENDIX

AIR &  
MULTIPURPOSE  
General Purpose  
Heavy Duty  
Push-on

CHEMICAL  
TRANSFER

CLEANING  
EQUIPMENT

FOOD  
Transfer  
Washdown

MARINE

MATERIAL  
HANDLING  
Abrasives  
Bulk Transfer  
Cement & Concrete

MINING

PETROLEUM  
Aircraft Fueling  
Dispensing  
Dock  
Transfer

SPRAY

STEAM

VACUUM

VEYANCE

WATER  
Discharge  
Suction &  
Discharge  
Washdown

WELDING

COUPLING  
SYSTEMS

APPENDIX

## PYROFLEX® HOT TAR WAND



### Product Specifications

- APPLICATION:** A high quality wand hose used in asphalt crack filling applicator and dispensing service.
- CONSTRUCTION**  
**TUBE:** Black Nitrile (special heat resistance)
- COVER:** Black Wingprene® (wrapped finish) flame-retardant
- REINFORCEMENT:** Spiral-plied (2) steel wire
- TEMPERATURE:** -25°F to 350°F (-32°C to 177°C)
- PACKAGING:** 100' lengths, coiled and polywrapped
- BRANDING (SPIRAL):** Example: Goodyear® Pyroflex Hot Tar Wand Hose.
- COUPLINGS:** Contact fitting manufacturer for proper fitting recommendation and coupling procedure.
- NON-STOCK/SIZES:** For special production run minimum requirements, see Appendix D.
- ORDER CODES:** 543-632

### PYROFLEX® HOT TAR WAND

ID		NOM. OD		MAX. WP		WEIGHT	
in.	mm.	in.	mm.	psi	Mpa	lb./ft.	kg./m.
3/4	19.1	1.33	33.8	300	2.07	0.64	0.95
1	25.4	1.61	40.9	300	2.07	0.84	1.25
1½	38.1	2.11	53.6	300	2.07	1.15	1.71

## SPRAY



	Page	Rubber	Thermoplastic	Textile	Wire	Temp Range	MSHA
Mine Spray	136	Yes			Yes	0°F to 200°F	Yes
NR Spray	196	Yes		Yes		0°F to 190°F	
Pliovic® Ag Spray (1800 & 2400)	197		Yes	Yes		0°F to 158°F	

AIR &  
MULTIPURPOSE  
*General Purpose*  
*Heavy Duty*  
*Push-on*

CHEMICAL  
TRANSFER

CLEANING  
EQUIPMENT

FOOD  
*Transfer*  
*Washdown*

MARINE

MATERIAL  
HANDLING  
*Abrasives*  
*Bulk Transfer*  
*Cement & Concrete*

MINING

PETROLEUM  
*Aircraft Fueling*  
*Dispensing*  
*Dock*  
*Transfer*

**SPRAY**

STEAM

VACUUM

VEYANCE

WATER  
*Discharge*  
*Suction &*  
*Discharge*  
*Washdown*

WELDING

COUPLING  
SYSTEMS

APPENDIX

# SPRAY

AIR &  
MULTIPURPOSE  
*General Purpose*  
*Heavy Duty*  
*Push-on*

CHEMICAL  
TRANSFER

CLEANING  
EQUIPMENT

FOOD  
*Transfer*  
*Washdown*

MARINE

MATERIAL  
HANDLING  
*Abrasives*  
*Bulk Transfer*  
*Cement & Concrete*

MINING

PETROLEUM  
*Aircraft Fueling*  
*Dispensing*  
*Dock*  
*Transfer*

SPRAY

STEAM

VACUUM

VEYANCE

WATER  
*Discharge*  
*Suction &*  
*Discharge*  
*Washdown*

WELDING

COUPLING  
SYSTEMS

APPENDIX

## NR SPRAY



### Product Specifications

- APPLICATION:** NR Spray is a premium-quality, all-purpose hose for handling a variety of applications such as paint spray or agricultural spray. Will handle spraying paints, automotive finish paints, lacquers, thinners, turpentine, air, oil and a large variety of solvents and chemicals.
- CONSTRUCTION TUBE:** Nylon, silicone-free
- COVER:** Black synthetic rubber, RMA Class B (Medium Oil Resistance)
- REINFORCEMENT:** Braided synthetic yarn (1/4" and 3/8"-1 braid) (1/2", 3/4" and 1"-2 braid)
- TEMPERATURE:** 0°F to 190°F (-18°C to 88°C)
- PACKAGING:** 500' reel, maximum 3 pieces, 50' minimum
- BRANDING:** Example: Goodyear® 1/4" IBD NR Spray, Made in USA.
- COUPLINGS:** Contact fitting manufacturer for proper fitting recommendation and coupling procedure.
- NON-STOCK/SIZES:** For special production run minimum requirements, see Appendix D.
- ORDER CODES:** 536-290

### NR SPRAY

ID		NOM. OD		MAX. WP		WEIGHT	
in.	mm.	in.	mm.	psi	Mpa	lb./ft.	kg./m.
1/4	6.4	0.49	12.4	750	5.17	0.08	0.12
5/16	7.9	0.61	15.5	750	5.17	0.13	0.19
3/8	9.5	0.70	17.8	750	5.17	0.15	0.22
1/2	12.7	0.87	22.1	750	5.17	0.22	0.33
5/8	15.9	1.05	26.7	750	5.17	0.31	0.46
3/4	19.1	1.19	30.2	750	5.17	0.36	0.54
1	25.4	1.51	38.4	750	5.17	0.54	0.80

## PLIOVIC® AG SPRAY



### Product Specifications

<b>APPLICATION:</b>	A lightweight, economical high-pressure hose for carrying air, water and many spray solutions in agricultural applications: including Xylene up to 10% concentration. Safety factor 3:1.
<b>CONSTRUCTION TUBE:</b>	Pliovic® RMA Class B (Medium Oil Resistance)
<b>COVER:</b>	Orange or Green Pliovic® (ribbed finish)
<b>REINFORCEMENT:</b>	Spiral synthetic yarn
<b>TEMPERATURE:</b>	0°F to 158°F (-18°C to 70°C)
<b>PACKAGING:</b>	300' length, coiled and polywrapped
<b>BRANDING:</b>	Example: Goodyear® Pliovic® 1800 Spray 1/2" (12.7 mm). Made in USA.
<b>COUPLINGS:</b>	Contact fitting manufacturer for proper fitting recommendation and coupling procedure.
<b>NON-STOCK/SIZES:</b>	For special production run minimum requirements, see Appendix D.

### PLIOVIC® 1800 (ORANGE)

ORDER CODES: 540-211

ID		NOM. OD		MAX. WP		WEIGHT	
in.	mm.	in.	mm.	psi	Mpa	lb./ft.	kg./m.
3/8	9.5	0.69	17.5	600	4.14	0.14	0.21
1/2	12.7	0.78	19.8	600	4.14	0.19	0.28
3/4	19.1	1.10	27.9	600	4.14	0.28	0.42

### PLIOVIC® 2400 (GREEN)

ORDER CODES: 540-208

ID		NOM. OD		MAX. WP		WEIGHT	
in.	mm.	in.	mm.	psi	Mpa	lb./ft.	kg./m.
3/8	9.5	0.70	17.8	800	5.52	0.14	0.21
1/2	12.7	0.85	21.6	800	5.52	0.20	0.30
3/4	19.1	1.10	27.9	800	5.52	0.28	0.42

AIR &  
MULTIPURPOSE  
General Purpose  
Heavy Duty  
Push-on

CHEMICAL  
TRANSFER

CLEANING  
EQUIPMENT

FOOD  
Transfer  
Washdown

MARINE

MATERIAL  
HANDLING  
Abrasives  
Bulk Transfer  
Cement & Concrete

MINING

PETROLEUM  
Aircraft Fueling  
Dispensing  
Dock  
Transfer

SPRAY

STEAM

VACUUM

VEYANCE

WATER  
Discharge  
Suction &  
Discharge  
Washdown

WELDING

COUPLING  
SYSTEMS

APPENDIX

# STEAM

AIR &  
MULTIPURPOSE  
*General Purpose*  
*Heavy Duty*  
*Push-on*

CHEMICAL  
TRANSFER

CLEANING  
EQUIPMENT

FOOD  
*Transfer*  
*Washdown*

MARINE

MATERIAL  
HANDLING  
*Abrasives*  
*Bulk Transfer*  
*Cement & Concrete*

MINING

PETROLEUM  
*Aircraft Fueling*  
*Dispensing*  
*Dock*  
*Transfer*

SPRAY

STEAM

VACUUM

VEYANCE

WATER  
*Discharge*  
*Suction &*  
*Discharge*  
*Washdown*

WELDING

COUPLING  
SYSTEMS

APPENDIX

## STEAM



	Page	Temp Range	Smooth Cover	Wrapped Cover	Colors	Coupled Lengths
Flexsteel® 250 CB Steam	200	0°F to 425°F	Yes	Yes	Red/Black	
Flexsteel® 250 CB-20 Steam	201	0°F to 425°F		Yes	Red	Yes
Crimped Steam Assembly	203	0°F to 450°F	Yes	Yes	Red/Black	Yes
Flexsteel® 250 ORS Steam	202	0°F to 425°F	Yes		Red/Black	
Flexsteel® 250 Steam	199	0°F to 450°F	Yes		Red/Black	
Heavy Duty Steam Pile Driver	204	-40°F to 406°F		Yes	Red/Black	
MIL-DTL-29210E Steam	205	0°F to 406°F		Yes	Black	
Plicord® 250 Steam	206	0°F to 406°F		Yes	Red/Black	



## FLEXSTEEL® 250 STEAM



### Product Specifications

- APPLICATION:** For cleaning, heat control, fire prevention, pumping, thawing, blow-out service, steam pumps and hoists in open-end or permanent installation operations. It is used in refineries, shipyards, chemical plants, steel mills, foundries and heavy industrial applications where high strength is required and where severe environmental conditions are encountered.
- CONSTRUCTION TUBE:** Pyrosyn® synthetic rubber
- COVER:** Black or Red Pyrosyn, smooth finish, pin-pricked
- REINFORCEMENT:** Braided steel wire (3/4" and 1" have 2 steel wire braids)
- TEMPERATURE:** 0°F to 450°F (-18°C to 232°C)
- PACKAGING:** Reels or 50' cut lengths (1/2"—4 per box, 3/4"—3 per box, 1"—2 per box)
- BRANDING:** Example: Goodyear® Flexsteel® 250 Steam (DC) Drain after using. Made in USA.
- COUPLINGS:** See Goodyear Engineered Products Hose Assembly Manual for most current crimp solutions.
- NON-STOCK/SIZES:** For special production run minimum requirements, see Appendix D.
- ORDER CODES:** 539-270 (black)      539-076 (red)

### FLEXSTEEL® 250 STEAM

ID		NOM. OD		MAX. WP		WEIGHT	
in.	mm.	in.	mm.	psi	Mpa	lb./ft.	kg./m.
1/2*	12.7	1.06	26.9	250	1.72	0.42	0.63
3/4	19.1	1.28	32.5	250	1.72	0.55	0.82
1**	25.4	1.63	41.4	250	1.72	0.91	1.35

\*Not for use with crimped fittings

\*\*1" red - Not for use with crimped fittings

AIR &  
MULTIPURPOSE  
General Purpose  
Heavy Duty  
Push-on

CHEMICAL  
TRANSFER

CLEANING  
EQUIPMENT

FOOD  
Transfer  
Washdown

MARINE

MATERIAL  
HANDLING  
Abrasives  
Bulk Transfer  
Cement & Concrete

MINING

PETROLEUM  
Aircraft Fueling  
Dispensing  
Dock  
Transfer

SPRAY

STEAM

VACUUM

VEYANCE

WATER  
Discharge  
Suction &  
Discharge  
Washdown

WELDING

COUPLING  
SYSTEMS

APPENDIX

AIR &  
MULTIPURPOSE  
*General Purpose  
Heavy Duty  
Push-on*

CHEMICAL  
TRANSFER

CLEANING  
EQUIPMENT

FOOD  
*Transfer  
Washdown*

MARINE

MATERIAL  
HANDLING  
*Abrasives  
Bulk Transfer  
Cement & Concrete*

MINING

PETROLEUM  
*Aircraft Fueling  
Dispensing  
Dock  
Transfer*

SPRAY

STEAM

VACUUM

VEYANCE

WATER  
*Discharge  
Suction &  
Discharge  
Washdown*

WELDING

COUPLING  
SYSTEMS

APPENDIX

## FLEXSTEEL® 250 CB STEAM



### Product Specifications

**APPLICATION:** Used for cleaning, heat control, fire prevention, pumping, thawing, blowout service, steam pumps and hoists in open-end or permanent installation operations. It is used in refineries, shipyards, chemical plants, steel mills, foundries and heavy industrial applications where high strength is required and where severe environmental conditions are encountered.

**CONSTRUCTION  
TUBE:** Chlorobutyl synthetic rubber

**COVER:** Red or black Pyrosyn® synthetic rubber

**REINFORCEMENT:** Braided steel wire (3/4" and higher have 2 steel wire braids)

**TEMPERATURE:** 0°F to 425°F (-18°C to 218°C)

**PACKAGING:** Smooth cover: Reels or 50' cut lengths (3/4"– 3/box, 1"– 2/box)  
 Wrapped cover: 1/2" Four 50' exact length/box  
 3/4"– 1" Three 50' exact length/box  
 1¼"– 2" One 50' exact length/box

**BRANDING:** Example (smooth cover): Goodyear® 250 Steam (CB)-(DC) Drain after using. Made in USA.  
 Example (wrapped cover): Goodyear® Ultrabraid Flexsteel® 250 CB Steam WP. 1.75Mpsa/250 PSI WP. Service Temp. 220°C/425°F Drain after using. Made in USA.

**COUPLINGS:** Contact fitting manufacturer for proper fitting recommendation and coupling procedure.

**NON-STOCK/SIZES:** For special production run minimum requirements, see Appendix D.

### SF-SMOOTH FINISH

**ORDER CODES:** 539-370 (black) 539-376 (red)

ID		NOM. OD		MAX. WP		WEIGHT	
in.	mm.	in.	mm.	psi	Mpa	lb./ft.	kg./m.
1/2	12.7	1.06	26.9	250	1.72	0.40	0.60
3/4	19.1	1.28	32.5	250	1.72	0.56	0.83
1	25.4	1.63	41.4	250	1.72	0.84	1.25

### WF-WRAPPED FINISH

**ORDER CODES:** 1/2"–1" 539-176 (red) 1¼"–2" 581-176 (red) 1/2"–1" 539-170 (black)

ID		NOM. OD		MAX. WP		WEIGHT	
in.	mm.	in.	mm.	psi	Mpa	lb./ft.	kg./m.
1/2	12.7	1.00	25.4	250	1.72	0.40	0.60
3/4	19.1	1.31	33.3	250	1.72	0.64	0.95
1	25.4	1.56	39.6	250	1.72	0.77	1.15
1¼	31.8	1.75	44.5	250	1.72	1.06	1.58
1½	38.1	2.00	50.8	250	1.72	1.42	2.11
2	50.8	2.50	63.5	250	1.72	1.71	2.54

## FLEXSTEEL® 250 CB-20 STEAM



### Product Specifications

- APPLICATION:** Flexsteel® 250 CB-20 improves protection for workers handling hose with its enhanced working pressure to burst ratio (20 to 1) and by reducing leaks and dangerous electrostatic charge when used with a crimped fitting.
- CONSTRUCTION**
  - TUBE:** Chlorobutyl synthetic rubber
  - COVER:** Red Pyrosyn® wrapped finish, pin-pricked
- REINFORCEMENT:** (2) Braided steel wire
- TEMPERATURE:** 0°F to 425°F (-18°C to 218°C)
- PACKAGING:** Reels, cut lengths, coupled assemblies
- BRANDING:** Example: Flexsteel® 250 CB-20 Steam Goodyear® 250 psi 425°F WP Drain after using. Made in U.S.A. (See image above)
- COUPLINGS:** MxM, MxF, MxMS, FxF, FxMS.
- NON-STOCK/SIZES:** Contact your Goodyear Engineered Products representative for special production run minimum requirements
- ORDER CODES:** 539-580

### FLEXSTEEL® 250 CB-20 STEAM

ID		NOM. OD		MAX. WP		WEIGHT	
in.	mm.	in.	mm.	psi	Mpa	lb./ft.	kg./m.
3/4	19.1	1.25	31.75	250	1.72	0.59	0.83
1	25.4	1.61	41.00	250	1.72	0.88	1.31
1½	38.1	2.12	53.85	250	1.72	1.30	1.93

AIR &  
MULTIPURPOSE  
General Purpose  
Heavy Duty  
Push-on

CHEMICAL  
TRANSFER

CLEANING  
EQUIPMENT

FOOD  
Transfer  
Washdown

MARINE

MATERIAL  
HANDLING  
Abrasives  
Bulk Transfer  
Cement & Concrete

MINING

PETROLEUM  
Aircraft Fueling  
Dispensing  
Dock  
Transfer

SPRAY

STEAM

VACUUM

VEYANCE

WATER  
Discharge  
Suction &  
Discharge  
Washdown

WELDING

COUPLING  
SYSTEMS

APPENDIX

AIR &  
MULTIPURPOSE  
*General Purpose  
Heavy Duty  
Push-on*

CHEMICAL  
TRANSFER

CLEANING  
EQUIPMENT

FOOD  
*Transfer  
Washdown*

MARINE

MATERIAL  
HANDLING  
*Abrasives  
Bulk Transfer  
Cement & Concrete*

MINING

PETROLEUM  
*Aircraft Fueling  
Dispensing  
Dock  
Transfer*

SPRAY

STEAM

VACUUM

VEYANCE

WATER  
*Discharge  
Suction &  
Discharge  
Washdown*

WELDING

COUPLING  
SYSTEMS

APPENDIX

## FLEXSTEEL® 250 ORS STEAM



### Product Specifications

- APPLICATION:** Used for cleaning, heat control, fire prevention, pumping, thawing, blowout service, steam pumps and hoists in open-end or permanent installation operations. It is used in refineries, shipyards, chemical plants, steel mills, foundries and heavy industrial applications where the cover is subjected to oil, grease, or animal fats.
- CONSTRUCTION TUBE:** Pyrosyn® synthetic rubber
- COVER:** Black or Red Hysunite™ synthetic RMA Class B (medium oil resistance), smooth finish, pin pricked
- REINFORCEMENT:** Braided steel wire (3/4" and 1" have 2 steel braided wires)
- TEMPERATURE:** 0°F to 425°F (-18°C to 218°C)
- PACKAGING:** Reels or 50' cut lengths (1/2"– 4 per box, 3/4"– 3 per box, 1"– 2 per box)
- BRANDING:** Example: Goodyear® Flexsteel® 250 ORS Steam. Drain after using. Made in USA.
- COUPLINGS:** Contact fitting manufacturer for proper fitting recommendation and coupling procedure.
- NON-STOCK/SIZES:** For special production run minimum requirements, see Appendix D.
- ORDER CODES:** 539-098 (black)      539-109 (red)

### FLEXSTEEL® 250 ORS STEAM

ID		NOM. OD		MAX. WP		WEIGHT	
in.	mm.	in.	mm.	psi	Mpa	lb./ft.	kg./m.
1/2	12.7	1.06	26.9	250	1.72	0.47	0.70
3/4	19.1	1.28	32.5	250	1.72	0.58	0.86
1	25.4	1.63	41.4	250	1.72	0.90	1.34

## CRIMPED STEAM ASSEMBLY



### Product Specifications


**APPLICATION:** Coupling assembly crimps permanently onto hose; forms a tight crimp that reduces leaks and eliminates bulky bolt clamps while reducing potential for damage from snagging on personnel or property.

### FLEXSTEEL® 250 CRIMPED STEAM ASSEMBLY

HOSE DESCRIPTION	ID		NOM. OD		MAX. WP		WEIGHT	
	in.	mm.	in.	mm.	psi	Mpa	lb./ft.	kg./m.
Flexsteel® 250	3/4	19.1	1.28	32.50	250	1.72	0.55	0.82
Flexsteel® 250	1	25.4	1.63	41.40	250	1.72	0.91	1.35
Flexsteel® 250 CB	3/4	19.1	1.28	32.50	250	1.72	0.56	0.86
Flexsteel® 250 CB-20	3/4	19.1	1.25	31.75	250	1.72	0.59	0.83

### RECOMMENDED CRIMP DIAMETERS FOR GOODYEAR ENGINEERED PRODUCTS' BRANDED STEAM HOSE

HOSE DESCRIPTION	HOSE PRODUCT CODE	HOSE ID	FEMALE GROUND JOINT LOW PROFILE UNIT	FEMALE GROUND JOINT WING NUT	MALE NPT	MALE NPT SWIVEL	FEMALE SPUD	CRIMP DIA.	GOODYEAR ENGINEERED PRODUCTS PERMA-CRIMP™ DIE APPROX. SETTING	
									DIE SET	APPROX. SETTING
Flexsteel® 250 (Black)	539-270-024	3/4"	RGJS-3V	GJS-3V	IMS-3V	IMS-3VSW	GFS-3	1.440"	34	2.6
Flexsteel® 250 (Red)	539-076-024	3/4"	RGJS-3V	GJS-3V	IMS-3V	IMS-3VSW	GFS-3	1.440"	34	2.6
Flexsteel® 250 (Black)	539-270-032	1"	RGJS-4V	GJS-4V	IMS-4V	IMS-4VSW	GFS-3	1.925"	45	3.9
Flexsteel® 250 CB (Black)	539-370-024	3/4"	RGJS-3V	GJS-3V	IMS-3V	IMS-3VSW	GFS-3	1.440"	34	2.6
Flexsteel® 250 CB-20 (Red)	539-580-024	3/4"	RGJS-3V	GJS-3V	IMS-3V	IMS-3VSW	GFS-3	1.420"	34	2.1



AIR & MULTIPURPOSE  
General Purpose  
Heavy Duty  
Push-on

CHEMICAL TRANSFER

CLEANING EQUIPMENT

FOOD Transfer  
Washdown

MARINE

MATERIAL HANDLING  
Abrasives

Bulk Transfer  
Cement & Concrete

MINING

PETROLEUM  
Aircraft Fueling  
Dispensing  
Dock Transfer

SPRAY

STEAM

VACUUM

VEYANCE

WATER  
Discharge  
Suction & Discharge  
Washdown

WELDING

COUPLING SYSTEMS

APPENDIX

AIR &  
MULTIPURPOSE  
*General Purpose  
Heavy Duty  
Push-on*

CHEMICAL  
TRANSFER

CLEANING  
EQUIPMENT

FOOD  
*Transfer  
Washdown*

MARINE

MATERIAL  
HANDLING  
*Abrasives  
Bulk Transfer  
Cement & Concrete*

MINING

PETROLEUM  
*Aircraft Fueling  
Dispensing  
Dock  
Transfer*

SPRAY

**STEAM**

VACUUM

VEYANCE

WATER  
*Discharge  
Suction &  
Discharge  
Washdown*

WELDING

COUPLING  
SYSTEMS

APPENDIX

## HEAVY DUTY STEAM PILE DRIVER



### Product Specifications

<b>APPLICATION:</b>	Designed to withstand the toughest off-shore pile driving applications and offer long-lasting service in on shore applications. A combination of the steam-resistant Versigard® tubing plus the steel Flexten® construction gives this hose the pliability and kinetic and crush resistance required in this application.
<b>CONSTRUCTION TUBE:</b>	Black Versigard® synthetic rubber
<b>COVER:</b>	Red or Black Versigard® synthetic rubber
<b>REINFORCEMENT:</b>	Brass-coated steel cord and Flexten® breakers
<b>TEMPERATURE:</b>	-40°F to 406°F (-40°C to 205°C)
<b>PACKAGING:</b>	100' exact length, coiled and polywrapped
<b>BRANDING:</b>	Example: Goodyear® H.D. Steam Pile Driver 250 psi WP.
<b>COUPLINGS:</b>	Contact fitting manufacturer for proper fitting recommendation and coupling procedure
<b>NON-STOCK/SIZES:</b>	For special production run minimum requirements, see Appendix D.
<b>ORDER CODES:</b>	541-461 (black)      541-460 (red)

### HEAVY DUTY STEAM PILE DRIVER

ID		NOM. OD		MAX. WP		BEND RADIUS		WEIGHT	
in.	mm.	in.	mm.	psi	Mpa	in.	mm.	lb./ft.	kg./m.
2	50.8	3.19	81.0	250	1.72	16	406	3.27	4.87
3	76.2	4.29	109.0	250	1.72	24	610	4.90	7.29
4	101.6	5.63	143.0	250	1.72	32	813	9.07	13.50
6	152.4	7.66	194.6	250	1.72	48	1200	10.98	16.4

## MIL-DTL-29210E STEAM HOSE



### Updates to new “E” specification

#### Product Specifications

**APPLICATION:** Hose assembly for military applications (such as Navy shipyard use) in temporary services from docks or barges to ships. First Article-approved hose meeting the requirements of MIL-DTL-29210 rev. E. This specification covers metal-lined, wire-reinforced, rubber hose assemblies for conveyance of saturated steam.

Revision E update (key changes):

- Ozone and steam tests as part of conformance testing are required for 1st Article in rev. E
- Part or identifying number (PIN) is much more specific
- The branding requirements have been corrected to brand as MIL-DTL-29210 instead of MIL-PRF-29210C.

**CONSTRUCTION**

**TUBE:** EPDM

**COVER:** Black wrapped finish EPDM

**REINFORCEMENT:** 2 wire braids

**TEMPERATURE:** 0° to 406°F (-18°C to 208°C)

**PACKAGING:** 25' or 50' cut lengths

**BRANDING:** Goodyear® (Quarter/Year Date Code) MIL-DTL-29210 250 PSIG (1724 KPa {Gauge}) steam 29210E

**COUPLINGS:** End fittings and special stem design per MIL-DTL-29210E for use with stainless-steel metal liner. Stainless-steel metal liner per MIL-DTL-29210E

**NON-STOCK/SIZES:** ¾", 1", 1¼", 1½", 2" (\*in development)

#### MIL-DTL-29210E

ID		OD		WP		WEIGHT	
in.	mm.	in.	mm.	psi	Mpa	lb./ft.	kg./m.
¾	19.05	1.315	33.40	250	1.723	0.61	0.91
1	25.4	1.61	40.89	250	1.723	0.82	1.22
1½	38.1	2.12	53.85	250	1.723	1.22	1.82
2	50.8	2.71	68.83	250	1.723	1.80	2.68

AIR &  
MULTIPURPOSE  
General Purpose  
Heavy Duty  
Push-on

CHEMICAL  
TRANSFER

CLEANING  
EQUIPMENT

FOOD  
Transfer  
Washdown

MARINE

MATERIAL  
HANDLING  
Abrasives  
Bulk Transfer  
Cement & Concrete

MINING

PETROLEUM  
Aircraft Fueling  
Dispensing  
Dock  
Transfer

SPRAY

STEAM

VACUUM

VEYANCE

WATER  
Discharge  
Suction &  
Discharge  
Washdown

WELDING

COUPLING  
SYSTEMS

APPENDIX

# STEAM

AIR &  
MULTIPURPOSE  
*General Purpose  
Heavy Duty  
Push-on*

CHEMICAL  
TRANSFER

CLEANING  
EQUIPMENT

FOOD  
*Transfer  
Washdown*

MARINE

MATERIAL  
HANDLING  
*Abrasives  
Bulk Transfer  
Cement & Concrete*

MINING

PETROLEUM  
*Aircraft Fueling  
Dispensing  
Dock  
Transfer*

SPRAY

**STEAM**

VACUUM

VEYANCE

WATER  
*Discharge  
Suction &  
Discharge  
Washdown*

WELDING

COUPLING  
SYSTEMS

APPENDIX

## PLICORD® 250 STEAM



### Product Specifications

- APPLICATION:** A rugged construction used for all-around steam service in chemical plants, refineries, shipyards and demanding industrial service. It is recommended for cleaning, thawing, blowout service, steam pumps, hoists and other applications involving steam.
- CONSTRUCTION TUBE:** Black Versigard® synthetic rubber
- COVER:** Black Versigard® synthetic rubber, also available in red cover with yellow brand for color coding (wrapped impression)
- REINFORCEMENT:** Spiral-plied steel wire
- TEMPERATURE:** 0°F to 406°F (-18°C to 208°C)
- PACKAGING:** 50' lengths, coiled and polywrapped
- BRANDING (SPIRAL):** Example: Goodyear® Plicord® Steam 250 psi. Drain after use.
- COUPLINGS:** Contact fitting manufacturer for proper fitting recommendation and coupling procedure.
- NON-STOCK/SIZES:** For special production run minimum requirements, see Appendix D.
- ORDER CODES:** 549-060 (black)      549-061 (red)

### PLICORD® 250 STEAM

ID		NOM. OD		MAX. WP		WEIGHT	
in.	mm.	in.	mm.	psi	Mpa	lb./ft.	kg./m.
1/2	12.7	0.97	24.6	250	1.72	0.33	0.49
3/4	19.1	1.25	31.8	250	1.72	0.49	0.73
1	25.4	1.50	38.1	250	1.72	0.61	0.91
1¼	31.8	1.81	46.0	250	1.72	0.83	1.24
1½	38.1	2.09	53.1	250	1.72	1.03	1.53
2	50.8	2.78	70.6	250	1.72	1.88	2.80
2½	63.5	3.28	83.3	250	1.72	2.33	3.47
3	76.2	3.77	95.8	250	1.72	2.73	4.06



# VACUUM

## VACUUM



	Page	Rubber	Thermoplastic	Clear	Corrugated Cover	Lightweight	Temp Range
Arvac™ SW	106		Yes		Yes	Yes	-40°F to 158°F
Plicord® HD Industrial Vacuum	211	Yes			Yes		-40°F to 180°F
Plicord® Vacuum (HD & LW)	212	Yes			Yes	Yes	-25°F to 180°F
Spiraflex® Grassvac™	208		Yes	Yes	Yes	Yes	0°F to 158°F
Spiraflex® Ducting	209		Yes		Yes	Yes	0°F to 150°F
Spiraflex® Vacuum	210		Yes		Yes	Yes	0°F to 158°F
Spirathane™ HD	118		Yes		Yes	Yes	0°F to 158°F
Spirathane™ LD	120		Yes	Yes	Yes	Yes	0°F to 158°F
Spirathane™ PT	119		Yes	Yes	Yes	Yes	0°F to 158°F

AIR &  
MULTIPURPOSE  
*General Purpose*  
*Heavy Duty*  
*Push-on*

CHEMICAL  
TRANSFER

CLEANING  
EQUIPMENT

FOOD  
*Transfer*  
*Washdown*

MARINE

MATERIAL  
HANDLING  
*Abrasives*  
*Bulk Transfer*  
*Cement & Concrete*

MINING

PETROLEUM  
*Aircraft Fueling*  
*Dispensing*  
*Dock*  
*Transfer*

SPRAY

STEAM

VACUUM

VEYANCE

WATER  
*Discharge*  
*Suction &*  
*Discharge*  
*Washdown*

WELDING

COUPLING  
SYSTEMS

APPENDIX

# VACUUM

AIR &  
MULTIPURPOSE  
*General Purpose  
Heavy Duty  
Push-on*

CHEMICAL  
TRANSFER

CLEANING  
EQUIPMENT

FOOD  
*Transfer  
Washdown*

MARINE

MATERIAL  
HANDLING  
*Abrasives  
Bulk Transfer  
Cement & Concrete*

MINING

PETROLEUM  
*Aircraft Fueling  
Dispensing  
Dock  
Transfer*

SPRAY

STEAM

VACUUM

VEYANCE

WATER  
*Discharge  
Suction &  
Discharge  
Washdown*

WELDING

COUPLING  
SYSTEMS

APPENDIX

## SPIRAFLEX® GRASSVAC™



### Product Specifications

<b>APPLICATION:</b>	For lawn, leaf, mulch and yard waste collection. It is also suitable for dust control, ventilation, and ducting.
<b>CONSTRUCTION TUBE:</b>	Clear Pliovic®
<b>REINFORCEMENT:</b>	Black rigid, high-density Pliovic helix
<b>TEMPERATURE:</b>	0°F to 158°F (-18°C to 70°C)
<b>PACKAGING:</b>	4–6" 100' lengths, coiled and polywrapped 7–8" 50' lengths, coiled and polywrapped
<b>BRANDING:</b>	Not branded
<b>COUPLINGS:</b>	Contact fitting manufacturer for proper fitting recommendation and coupling procedure.
<b>NON-STOCK/SIZES:</b>	Available in all black construction.
<b>ORDER CODES:</b>	586-429 (clear web, black helix)

### SPIRAFLEX® GRASSVAC™

ID		NOM. OD		MAX. WP		BEND RADIUS		VACUUM HG		WEIGHT	
in.	mm.	in.	mm.	psi	Mpa	in.	mm.	in.	mm.	lb./ft.	kg./m.
4	101.6	4.46	113.3	15	0.10	4	102	15	381	0.71	1.06
5	127.0	5.55	141.0	15	0.10	7	178	15	381	1.07	1.59
6	152.4	6.56	166.6	10	0.07	7	178	15	381	1.43	2.13
7	177.8	7.63	193.8	10	0.07	9	229	15	381	1.75	2.60
8	203.2	8.66	220.0	10	0.07	9	229	15	381	2.06	3.07

## SPIRAFLEX® DUCTING



### Product Specifications

<b>APPLICATION:</b>	Versatile enough for use in leaf collection machines, manhole blowers and air conditioning and heating applications, as well as for air ducting and pollution control devices. Do not use Spiraflex® Ducting for pressure service.
<b>CONSTRUCTION TUBE:</b>	Metallic green Pliovic® synthetic compound
<b>REINFORCEMENT:</b>	Rigid white high-density Pliovic® helix
<b>TEMPERATURE:</b>	0°F to 150°F (-18°C to 66°C)
<b>PACKAGING:</b>	1"– 6"    100' lengths, coiled and polywrapped 8"        30' lengths, polywrapped
<b>BRANDING:</b>	Not branded
<b>COUPLINGS:</b>	Contact fitting manufacturer for proper fitting recommendation and coupling procedure.
<b>NON-STOCK/SIZES:</b>	For special production run minimum requirements, see Appendix D.
<b>ORDER CODES:</b>	586-408

### SPIRAFLEX® DUCTING

ID		NOM. OD		MAX. WP		BEND RADIUS		WEIGHT	
in.	mm.	in.	mm.	psi	Mpa	in.	mm.	lb./ft.	kg./m.
1	25.4	1.21	30.7	2	33	5	127	0.13	0.19
1¼	31.8	1.50	38.1	2	51	5	127	0.18	0.27
1½	38.1	1.74	44.2	2	57	5	127	0.22	0.33
2	50.8	2.30	58.4	3	76	5	127	0.28	0.42
2½	63.5	2.80	71.1	4	102	5	127	0.31	0.46
3	76.2	3.40	86.4	7	160	5	127	0.53	0.79
4	101.6	4.44	112.8	8	191	5	127	0.60	0.89
5	127.0	5.50	139.7	9	229	5	127	0.90	1.34
6	152.4	6.46	164.1	10	254	5	127	1.04	1.55
8	203.2	8.52	216.4	12	305	5	127	1.60	2.38

AIR &  
MULTIPURPOSE  
General Purpose  
Heavy Duty  
Push-on

CHEMICAL  
TRANSFER

CLEANING  
EQUIPMENT

FOOD  
Transfer  
Washdown

MARINE

MATERIAL  
HANDLING  
Abrasives  
Bulk Transfer  
Cement & Concrete

MINING

PETROLEUM  
Aircraft Fueling  
Dispensing  
Dock  
Transfer

SPRAY

STEAM

VACUUM

VEYANCE

WATER  
Discharge  
Suction &  
Discharge  
Washdown

WELDING

COUPLING  
SYSTEMS

APPENDIX

# VACUUM

AIR &  
MULTIPURPOSE  
*General Purpose  
Heavy Duty  
Push-on*

CHEMICAL  
TRANSFER

CLEANING  
EQUIPMENT

FOOD  
*Transfer  
Washdown*

MARINE

MATERIAL  
HANDLING  
*Abrasives  
Bulk Transfer  
Cement & Concrete*

MINING

PETROLEUM  
*Aircraft Fueling  
Dispensing  
Dock  
Transfer*

SPRAY

STEAM

VACUUM

VEYANCE

WATER  
*Discharge  
Suction &  
Discharge  
Washdown*

WELDING

COUPLING  
SYSTEMS

APPENDIX

## SPIRAFLEX® VACUUM



### Product Specifications

<b>APPLICATION:</b>	Spiraflex® Vacuum hose is for dust collection and exhaust transmission where airborne pollutants, fumes and odors are a major problem.
<b>CONSTRUCTION TUBE:</b>	White Pliovic® compound
<b>REINFORCEMENT:</b>	Rigid white high-density Pliovic® helix
<b>TEMPERATURE:</b>	0°F to 158°F (-18°C to 70°C)
<b>PACKAGING:</b>	1"– 4" 100' lengths, coiled and polywrapped 5"– 6" 30' lengths, coiled and polywrapped
<b>BRANDING:</b>	Not branded
<b>COUPLINGS:</b>	Contact fitting manufacturer for proper fitting recommendation and coupling procedure.
<b>NON-STOCK/SIZES:</b>	For special production run minimum requirements, see Appendix D.
<b>ORDER CODES:</b>	586-403

### SPIRAFLEX® VACUUM

ID		NOM. OD		MAX. WP		BEND RADIUS		VACUUM HG		WEIGHT	
in.	mm.	in.	mm.	psi	Mpa	in.	mm.	in.	mm.	lb./ft.	kg./m.
1	25.4	1.22	31.0	37	0.26	3	64	29	737	0.13	0.19
1¼	31.8	1.50	38.1	37	0.26	4	84	29	737	0.24	0.36
1½	38.1	1.76	44.7	34	0.23	4	97	29	737	0.29	0.43
2	50.8	2.35	59.7	30	0.21	6	140	29	737	0.45	0.67
2½	63.5	2.87	72.9	30	0.21	7	178	29	737	0.61	0.91
3	76.2	3.42	86.9	30	0.21	8	203	29	737	0.80	1.19
4	101.6	4.53	115.1	27	0.19	14	356	15	381	1.13	1.68
5	127.0	5.50	139.7	25	0.17	20	508	10	254	1.07	1.59
6	152.4	6.59	167.4	20	0.14	25	635	10	254	2.05	3.05

## PLICORD® HD INDUSTRIAL VACUUM



### Product Specifications

<b>APPLICATION:</b>	For handling exhaust acid fumes as well as abrasive dust from metal, rock, marble and wood grinding machines.
<b>CONSTRUCTION</b>	
<b>TUBE:</b>	3/16" Gauge Tan Pureten™ rubber
<b>COVER:</b>	Black Plioflex® synthetic rubber (corrugated)
<b>REINFORCEMENT:</b>	Spiral-plyed synthetic fabric with double wire helix
<b>TEMPERATURE:</b>	-40°F to 180°F (-40°C to 82°C)
<b>PACKAGING:</b>	Polywrapped
<b>BRANDING (SPIRAL):</b>	Example: Goodyear® Made in Canada
<b>COUPLINGS:</b>	Contact fitting manufacturer for proper fitting recommendation and coupling procedure.
<b>NON-STOCK/SIZES:</b>	Custom lengths available. Available with Black Pureten™
<b>ORDER CODES:</b>	Tan Pureten:                      549-222 (2"-6 <sup>5</sup> / <sub>8</sub> ")                      541-222 (7"-12 <sup>3</sup> / <sub>4</sub> ")

### PLICORD® HD INDUSTRIAL VACUUM

ID		NOM. OD		MAX. WP		BEND RADIUS		VACUUM HG		WEIGHT	
in.	mm.	in.	mm.	psi	Mpa	in.	mm.	in.	mm.	lb./ft.	kg./m.
2	50.8	2.67	67.8	75	0.52	6	152	29	737	1.30	1.93
2 <sup>3</sup> / <sub>8</sub>	69.9	3.04	77.2	75	0.52	7	178	29	737	1.51	2.25
2 <sup>1</sup> / <sub>2</sub>	63.5	3.17	80.5	75	0.52	8	203	29	737	1.70	2.53
3	76.2	3.73	94.7	50	0.34	9	229	29	737	2.27	3.38
3 <sup>1</sup> / <sub>2</sub>	88.9	4.28	108.7	50	0.34	11	279	29	737	2.63	3.91
4	101.6	4.76	120.9	50	0.34	12	305	29	737	3.11	4.63
4 <sup>1</sup> / <sub>2</sub>	114.3	5.26	133.6	50	0.34	14	356	29	737	3.45	5.13
5	127.0	5.80	147.3	35	0.24	15	381	29	737	4.29	6.38
6	152.4	6.80	172.7	35	0.24	18	457	29	737	5.07	7.54
6 <sup>5</sup> / <sub>8</sub>	168.3	7.44	189.0	35	0.24	20	508	29	737	5.78	8.60
7	177.8	7.81	198.4	35	0.24	21	533	29	737	6.08	9.06
8	203.2	8.87	225.3	35	0.24	24	610	29	737	7.29	10.86
8 <sup>5</sup> / <sub>8</sub>	219.1	9.48	240.8	35	0.24	26	660	29	737	8.39	12.50
10	254.0	10.87	276.1	35	0.24	32	813	29	737	9.67	14.41
12	304.8	12.91	327.9	35	0.24	39	991	29	737	11.81	17.60
12 <sup>3</sup> / <sub>4</sub>	323.8	13.69	347.7	35	0.24	39	991	29	737	12.69	18.91

AIR &  
MULTIPURPOSE  
General Purpose  
Heavy Duty  
Push-on

CHEMICAL  
TRANSFER

CLEANING  
EQUIPMENT

FOOD  
Transfer  
Washdown

MARINE

MATERIAL  
HANDLING  
Abrasives  
Bulk Transfer  
Cement & Concrete

MINING

PETROLEUM  
Aircraft Fueling  
Dispensing  
Dock  
Transfer

SPRAY

STEAM

VACUUM

VEYANCE

WATER  
Discharge  
Suction &  
Discharge  
Washdown

WELDING

COUPLING  
SYSTEMS

APPENDIX

# VACUUM

AIR &  
MULTIPURPOSE  
*General Purpose  
Heavy Duty  
Push-on*

CHEMICAL  
TRANSFER

CLEANING  
EQUIPMENT

FOOD  
*Transfer  
Washdown*

MARINE

MATERIAL  
HANDLING  
*Abrasives  
Bulk Transfer  
Cement & Concrete*

MINING

PETROLEUM  
*Aircraft Fueling  
Dispensing  
Dock  
Transfer*

SPRAY

STEAM

VACUUM

VEYANCE

WATER  
*Discharge  
Suction &  
Discharge  
Washdown*

WELDING

COUPLING  
SYSTEMS

APPENDIX

## PLICORD® VACUUM



### Product Specifications

<b>APPLICATION:</b>	Heavy-duty construction for handling abrasive particles from metal, rock and marble grinding machines under vacuum. Lightweight construction used to exhaust fumes and abrasive dust from woodworking machines, metal, rock, granite and similar processing equipment.
<b>CONSTRUCTION</b>	
<b>TUBE:</b>	Black Tufsyn® synthetic rubber (static dissipating/static conductive)
<b>COVER:</b>	Black Plioflex® synthetic rubber (corrugated)
<b>REINFORCEMENT:</b>	Spiral-plied synthetic fabric with wire helix
<b>TEMPERATURE:</b>	-25°F to 180°F (-32°C to 82°C)
<b>BRANDING (SPIRAL):</b>	Example: Goodyear® Plicord® HD Vacuum.
<b>COUPLINGS:</b>	Contact fitting manufacturer for proper fitting recommendation and coupling procedure.
<b>NON-STOCK/SIZES:</b>	For special production run minimum requirements, see Appendix D.

### PLICORD® HD VACUUM

**ORDER CODES:** 549-208 (6" and below)  
541-208 (8" ID)

ID		NOM. OD		BEND RADIUS		VACUUM		WEIGHT	
in.	mm.	in.	mm.	in.	mm.	in.	mm.	lb./ft.	kg./m.
1½	38.1	1.95	49.5	6	152	29	737	0.77	1.15
2	50.8	2.46	62.5	8	203	29	737	0.95	1.41
2½	63.5	3.02	76.7	10	254	29	737	1.39	2.07
3	76.2	3.70	94.0	12	305	29	737	2.25	3.35
4	101.6	4.79	121.7	16	406	29	737	3.34	4.97
6	152.4	6.80	172.7	36	914	29	737	5.10	7.59
8	203.2	9.20	233.7	48	1219	29	737	7.53	11.21

### PLICORD® LW VACUUM (LIGHTWEIGHT CONSTRUCTION)

**ORDER CODES:** 549-207

ID		NOM. OD		BEND RADIUS		VACUUM		WEIGHT	
in.	mm.	in.	mm.	in.	mm.	in.	mm.	lb./ft.	kg./m.
1½	38.1	1.82	46.2	6	152	29	737	0.59	0.88
2	50.8	2.33	59.2	8	203	29	737	0.70	1.04
2½	63.5	2.84	72.1	10	254	29	737	0.97	1.44
3	76.2	3.33	84.6	12	305	29	737	1.15	1.71
4	101.6	4.93	125.2	16	406	29	737	1.85	2.75
6	152.4	6.47	164.3	24	610	29	737	3.41	5.07

**GOODYEAR**  
ENGINEERED PRODUCTS



## VEYANCE BRANDED PRODUCTS



	Page
LPG Delivery Pro™	215

AIR &  
MULTIPURPOSE  
*General Purpose*  
*Heavy Duty*  
*Push-on*

CHEMICAL  
TRANSFER

CLEANING  
EQUIPMENT

FOOD  
*Transfer*  
*Washdown*

MARINE

MATERIAL  
HANDLING  
*Abrasives*  
*Bulk Transfer*  
*Cement & Concrete*

MINING

PETROLEUM  
*Aircraft Fueling*  
*Dispensing*  
*Dock*  
*Transfer*

SPRAY

STEAM

VACUUM

**VEYANCE**

WATER  
*Discharge*  
*Suction &*  
*Discharge*  
*Washdown*

WELDING

COUPLING  
SYSTEMS

APPENDIX



## LPG DELIVERY PRO™



### Product Specifications

**APPLICATION:** LPG Delivery Pro™ is for residential and commercial delivery/transfer of liquid propane gas – the only UL listed LPG bobtail transfer assembly in the market. It features premium braided construction (1" ID and larger), excellent cold weather flexibility, a smooth cover for low drag resistance and low tube extraction to reduce contamination.

**Not for LP appliances or other consumer applications.**

**CONSTRUCTION**

**TUBE:** Nitrile

**COVER:** Synthetic rubber

**REINFORCEMENT:** 1/2" and 3/4" Textile spiral  
1" and 2" Textile braid

**TEMPERATURE:** -40°F to 180°F (-40°C to 82°C)

**PACKAGING:** Available in coupled assemblies only

**BRANDING:** Example: 1" (25.4mm) LPG Delivery Pro™ CGA Type 1 LPG-Hose Issue No. E-8167 350 Psi (2.4 MPa) Max WP. Made in USA.

**COUPLINGS:** Factory installed crimped fittings only

**ORDER CODES:** 532-412

### LPG DELIVERY PRO™

ID		NOM. OD		MAX. WP		WEIGHT	
in.	mm.	in.	mm.	psi	Mpa	lb./ft.	kg./m.
1/2	12.7	0.930	23.6	350	2.41	0.28	0.42
3/4	19.1	1.230	31.2	350	2.41	0.46	0.68
1	25.4	1.490	37.8	350	2.41	0.57	0.85
1¼	31.8	1.800	45.7	350	2.41	0.68	1.01
1½	38.1	2.080	52.8	350	2.41	1.10	1.64

AIR &  
MULTIPURPOSE  
*General Purpose*  
*Heavy Duty*  
*Push-on*

CHEMICAL  
TRANSFER

CLEANING  
EQUIPMENT

FOOD  
*Transfer*  
*Washdown*

MARINE

MATERIAL  
HANDLING  
*Abrasives*  
*Bulk Transfer*  
*Cement & Concrete*

MINING

PETROLEUM  
*Aircraft Fueling*  
*Dispensing*  
*Dock*  
*Transfer*

SPRAY

STEAM

VACUUM

VEYANCE

WATER  
*Discharge*  
*Suction &*  
*Discharge*  
*Washdown*

WELDING

COUPLING  
SYSTEMS

APPENDIX

# WATER

AIR &  
MULTIPURPOSE  
*General Purpose*  
*Heavy Duty*  
*Push-on*

CHEMICAL  
TRANSFER

CLEANING  
EQUIPMENT

FOOD  
*Transfer*  
*Washdown*

MARINE

MATERIAL  
HANDLING  
*Abrasives*  
*Bulk Transfer*  
*Cement & Concrete*

MINING

PETROLEUM  
*Aircraft Fueling*  
*Dispensing*  
*Dock*  
*Transfer*

SPRAY

STEAM

VACUUM

VEYANCE

**WATER**  
*Discharge*  
*Suction &*  
*Discharge*  
*Washdown*

WELDING

COUPLING  
SYSTEMS

APPENDIX

## WATER DISCHARGE



	Page	Rubber	Thermoplastic	MSHA	Temp Range	Coupled Lengths	Layflat Construction
Brigade Mine	137		Yes	Yes	-10°F to 150°F		Yes
Fire Engine Booster	222	Yes			0°F to 180°F	Yes	
Pathfinder® Garden Hose	223	Yes			-40°F to 190°F	Yes	
Plicord® Furnace Door	224	Yes			-25°F to 200°F		
Plicord® HD Water Discharge	225	Yes			-25°F to 180°F		
Plicord® Versiflo® 125	226	Yes			-25°F to 180°F		Yes
Plicord® Water Discharge 150	227	Yes			-25°F to 180°F		
Potable Water	77	Yes			-25°F to 180°F		
Spiraflex® Black (Lay-Flat Super Duty)	217	Yes			-36°F to 178°F		Yes
Spiraflex® Blue (Extra Light Duty)	218		Yes		-10°F to 150°F		Yes
Spiraflex® Gray (Light Duty)	219		Yes		-10°F to 150°F		Yes
Spiraflex® Red (Medium Duty)	220		Yes	Yes	-10°F to 150°F		Yes
Spiraflex® Yellow (Heavy Duty)	221		Yes		-10°F to 150°F		Yes

## SPIRAFLEX® BLACK LAY-FLAT SUPER DUTY HOSE



### Product Specifications

- APPLICATION:** Spiraflex® Black is a lay-flat, heavy-duty water discharge and washdown hose that combines the lightweight, compact features of PVC with the durability and abrasion resistance of conventional construction. This hose features a unique one-piece, through-the-weave construction and attains its working pressure from a synthetic woven textile. Resists mildew/rot and requires no drying time. Its excellent durability is derived from a high-tensile rubber compound, which completely encases the jacket. Applications include irrigation, washdown, dewatering, coal preparation and utility plants; gas drilling; jetting and pump discharge; storage tank cleaning and sewer cleaning.
- CONSTRUCTION TUBE AND COVER:** Nitrile/PVC compound. Both tube and cover are simultaneously extruded to obtain maximum bending.
- REINFORCEMENT:** Through-the-weave fabric reinforcement
- TEMPERATURE:** -36°F to 178°F (-37°C to 81°C)
- PACKAGING:** Coiled
- BRANDING:** No branding
- NON-STOCK/SIZES:** Contact your Goodyear Engineered Products representative for special production run minimum requirements.
- ORDER CODES:** Contact customer service for ordering details

### SPIRAFLEX® BLACK LAY-FLAT SUPER-DUTY HOSE

ID		NOM. OD		MAX. WP		WEIGHT	
in.	mm.	in.	mm.	psi	Mpa	lb./ft.	kg./m.
1½	38.09	1.58	40.13	300	1.72	0.26	0.38
2	50.80	2.08	52.83	250	1.72	0.36	0.54
2½	63.50	2.58	65.53	250	1.72	0.46	0.68
3	76.19	3.10	78.74	230	1.72	0.52	0.77
4	101.60	4.10	104.14	200	1.38	0.72	1.07
6	152.39	6.13	155.70	150	1.03	1.25	1.86
8	203.20	8.16	207.26	150	1.03	1.70	2.53

AIR &  
MULTIPURPOSE  
General Purpose  
Heavy Duty  
Push-on

CHEMICAL  
TRANSFER

CLEANING  
EQUIPMENT

FOOD  
Transfer  
Washdown

MARINE

MATERIAL  
HANDLING  
Abrasives  
Bulk Transfer  
Cement & Concrete

MINING

PETROLEUM  
Aircraft Fueling  
Dispensing  
Dock  
Transfer

SPRAY

STEAM

VACUUM

VEYANCE

WATER  
Discharge  
Suction &  
Discharge  
Washdown

WELDING

COUPLING  
SYSTEMS

APPENDIX

AIR &  
MULTIPURPOSE  
*General Purpose  
Heavy Duty  
Push-on*

CHEMICAL  
TRANSFER

CLEANING  
EQUIPMENT

FOOD  
*Transfer  
Washdown*

MARINE

MATERIAL  
HANDLING  
*Abrasives  
Bulk Transfer  
Cement & Concrete*

MINING

PETROLEUM  
*Aircraft Fueling  
Dispensing  
Dock  
Transfer*

SPRAY

STEAM

VACUUM

VEYANCE

WATER  
*Discharge  
Suction &  
Discharge  
Washdown*

WELDING

COUPLING  
SYSTEMS

APPENDIX

## SPIRAFLEX® BLUE EXTRA LIGHT DUTY



### Product Specifications

<b>APPLICATION:</b>	For light-duty water discharge applications in mining, construction, industry, agricultural and marine service.
<b>CONSTRUCTION</b>	
<b>TUBE:</b>	Blue PVC compound
<b>COVER:</b>	Blue PVC compound
<b>REINFORCEMENT:</b>	Synthetic fabric
<b>TEMPERATURE:</b>	-10°F to 150°F (-23°C to 66°C)
<b>PACKAGING:</b>	300', continuous one piece, coiled and poly-wrapped
<b>BRANDING:</b>	Example: Goodyear® Spiraflex® Blue 2" (50.8 mm) 80 psi WP (.55 Mpa).
<b>COUPLINGS:</b>	Contact fitting manufacturer for proper fitting recommendation and coupling procedure.
<b>NON-STOCK/SIZES:</b>	For special production run minimum requirements, see Appendix D.
<b>ORDER CODES:</b>	537-564

### SPIRAFLEX® BLUE EXTRA LIGHT DUTY

ID		NOM. OD		MAX. WP		WEIGHT	
in.	mm.	in.	mm.	psi	Mpa	lb./ft.	kg./m.
1½	38.1	1.67	42.4	90	0.62	0.18	0.27
2	50.8	2.21	56.1	80	0.55	0.24	0.37
2½	63.5	2.68	68.1	55	0.38	0.35	0.52
3	76.2	3.20	81.3	55	0.38	0.38	0.56
4	101.6	4.26	108.2	50	0.34	0.63	0.94
6	152.4	6.26	159.0	35	0.24	1.14	1.70
8	203.2	8.32	211.3	35	0.24	1.30	1.93

Note: Working pressures are rated at 72°F.

## SPIRAFLEX® GRAY LIGHT DUTY



### Product Specifications

- APPLICATION:** For light-duty water discharge service.
- CONSTRUCTION**
  - TUBE:** Black Pliovic® compound
  - COVER:** Gray Pliovic compound
- REINFORCEMENT:** Synthetic fabric
- TEMPERATURE:** -10°F to 150°F (-23°C to 66°C)
- PACKAGING:** 300' continuous one piece, coiled and banded
- BRANDING:** Example: Goodyear® Spiraflex® Gray 2" (53.0 mm) 80 psi (.41 Mpa). Made in USA.
- COUPLINGS:** Contact fitting manufacturer for proper fitting recommendation and coupling procedure.
- NON-STOCK/SIZES:** For special production run minimum requirements, see Appendix D.
- ORDER CODES:** 537-555

### SPIRAFLEX® GRAY LIGHT DUTY

ID		NOM. OD		MAX. WP		WEIGHT	
in.	mm.	in.	mm.	psi	Mpa	lb./ft.	kg./m.
1½	38.1	1.72	43.7	90	0.62	0.18	0.27
2	50.8	2.22	56.4	80	0.55	0.24	0.35
2½	63.5	2.79	70.9	60	0.41	0.35	0.52
3	76.2	3.27	83.1	50	0.34	0.38	0.57
4	101.6	4.33	110.0	45	0.31	0.63	1.01
6	152.4	6.38	162.1	35	0.24	1.14	1.70

Note: Working pressures are rated at 72°F.

AIR &  
MULTIPURPOSE  
General Purpose  
Heavy Duty  
Push-on

CHEMICAL  
TRANSFER

CLEANING  
EQUIPMENT

FOOD  
Transfer  
Washdown

MARINE

MATERIAL  
HANDLING  
Abrasives  
Bulk Transfer  
Cement & Concrete

MINING

PETROLEUM  
Aircraft Fueling  
Dispensing  
Dock  
Transfer

SPRAY

STEAM

VACUUM

VEYANCE

WATER  
Discharge  
Suction &  
Discharge  
Washdown

WELDING

COUPLING  
SYSTEMS

APPENDIX

AIR &  
MULTIPURPOSE  
*General Purpose  
Heavy Duty  
Push-on*

CHEMICAL  
TRANSFER

CLEANING  
EQUIPMENT

FOOD  
*Transfer  
Washdown*

MARINE

MATERIAL  
HANDLING  
*Abrasives  
Bulk Transfer  
Cement & Concrete*

MINING

PETROLEUM  
*Aircraft Fueling  
Dispensing  
Dock  
Transfer*

SPRAY

STEAM

VACUUM

VEYANCE

**WATER**  
*Discharge  
Suction &  
Discharge  
Washdown*

WELDING

COUPLING  
SYSTEMS

APPENDIX

## SPIRAFLEX® RED MEDIUM DUTY



### Product Specifications

- APPLICATION:** For medium-duty discharge applications in mining, construction, industry, agriculture and marine service. Limited oil and chemical application.
- CONSTRUCTION**  
**TUBE:** Black Pliovic®/Nitrile rubber tube
- COVER:** Red Pliovic, MSHA 2G-14C/16
- REINFORCEMENT:** Spiral synthetic yarn, one layer longitudinal synthetic yarn
- TEMPERATURE:** -10°F to 150°F (-23°C to 66°C)
- PACKAGING:** 300' continuous one piece, coiled and banded
- BRANDING:** Example: Goodyear® Spiraflex® Red 2" (50.8 mm) 150 psi WP (1.00 Mpa), Flame Resistant, USMSHA 2G-14C/16. Made in USA.
- COUPLINGS:** Contact fitting manufacturer for proper fitting recommendation and coupling procedure.
- NON-STOCK/SIZES:** For special production run minimum requirements, see Appendix D.
- ORDER CODES:** 537-521

### SPIRAFLEX® RED MEDIUM DUTY

ID		NOM. OD		MAX. WP		WEIGHT	
in.	mm.	in.	mm.	psi	Mpa	lb./ft.	kg./m.
1½	38.1	1.71	43.4	150	1.03	0.23	0.34
2	50.8	2.24	56.9	150	1.03	0.36	0.54
2½	63.5	2.79	70.9	150	1.03	0.41	0.61
3	76.2	3.29	83.6	125	0.86	0.46	0.68
4	101.6	4.32	109.7	100	0.69	0.73	1.09
6	152.4	6.40	162.6	100	0.69	1.18	1.76

Note: Working pressures are rated at 72°F.

## SPIRAFLEX® YELLOW HEAVY DUTY SPIRAFLEX® 2700



### Product Specifications

- APPLICATION:** For heavy-duty applications in mining, agriculture, construction and marine service. Limited oil and chemical application.
- CONSTRUCTION**
  - TUBE:** Black Pliovic®/Nitrile PVC Tube
  - COVER:** Yellow fire-retardant Pliovic, MSHA 2G-14C/15
- REINFORCEMENT:** Synthetic fabric
- TEMPERATURE:** -10°F to 150°F (-23°C to 66°C)
- PACKAGING:** 300' continuous one-piece, coiled and banded
- BRANDING:** Example: Goodyear® Spiraflex® Yellow 2" (50.8 mm), 200 psi (1.38 Mpa) Flame Resistant, USMSHA 2G-14C/15. Made in USA.
- COUPLINGS:** Contact fitting manufacturer for proper fitting recommendation and coupling procedure.
- NON-STOCK/SIZES:** For special production run minimum requirements, see Appendix D.
- ORDER CODES:** 537-513

### SPIRAFLEX® YELLOW HEAVY DUTY

ID		NOM. OD		MAX. WP		WEIGHT	
in.	mm.	in.	mm.	psi	Mpa	lb./ft.	kg./m.
1½	38.1	1.77	45.0	200	1.38	0.32	0.48
2	50.8	2.34	59.4	200	1.38	0.42	0.63
2½	63.5	2.88	73.2	200	1.38	0.66	0.98
3	76.2	3.40	86.4	200	1.38	0.76	1.13
4	101.6	4.41	112.0	150	1.03	1.00	1.49
6	152.4	6.48	164.6	150	1.03	1.69	2.51

Note: Working pressures are rated at 72°F.

AIR &  
MULTIPURPOSE  
*General Purpose*  
*Heavy Duty*  
*Push-on*

CHEMICAL  
TRANSFER

CLEANING  
EQUIPMENT

FOOD  
*Transfer*  
*Washdown*

MARINE

MATERIAL  
HANDLING  
*Abrasives*  
*Bulk Transfer*  
*Cement & Concrete*

MINING

PETROLEUM  
*Aircraft Fueling*  
*Dispensing*  
*Dock*  
*Transfer*

SPRAY

STEAM

VACUUM

VEYANCE

WATER  
*Discharge*  
*Suction &*  
*Discharge*  
*Washdown*

WELDING

COUPLING  
SYSTEMS

APPENDIX

AIR &  
MULTIPURPOSE  
*General Purpose*  
*Heavy Duty*  
*Push-on*

CHEMICAL  
TRANSFER

CLEANING  
EQUIPMENT

FOOD  
*Transfer*  
*Washdown*

MARINE

MATERIAL  
HANDLING  
*Abrasives*  
*Bulk Transfer*  
*Cement & Concrete*

MINING

PETROLEUM  
*Aircraft Fueling*  
*Dispensing*  
*Dock*  
*Transfer*

SPRAY

STEAM

VACUUM

VEYANCE

WATER  
*Discharge*  
*Suction &*  
*Discharge*  
*Washdown*

WELDING

COUPLING  
SYSTEMS

APPENDIX

## FIRE ENGINE BOOSTER



### Product Specifications

- APPLICATION:** For use in high-pressure fire engine booster service. Also has many applications in other heavy-duty industrial and municipal operations.
- CONSTRUCTION**
- TUBE:** Synthetic rubber
- COVER:** Red synthetic rubber
- REINFORCEMENT:** Braided (2) synthetic yarn
- TEMPERATURE:** 0°F to 180°F (-18°C to 82°C)
- PACKAGING:** Cartons: 1000' (50' increments)  
Cut lengths: 50' (2 pieces); 100' (1 piece)  
Coupled lengths: 50' (2 pieces); 100' (1 piece)
- BRANDING:** Example: Goodyear® 1" Fire Engine Booster. Made in USA.
- COUPLINGS:** Contact fitting manufacturer for proper fitting recommendation and coupling procedure.
- NON-STOCK/SIZES:** For special production run minimum requirements, see Appendix D.
- ORDER CODES:** 536-382

### FIRE ENGINE BOOSTER

ID		NOM. OD		MAX. WP		WEIGHT	
in.	mm.	in.	mm.	psi	Mpa	lb./ft.	kg./m.
3/4	19.1	1.25	31.8	800	5.52	0.42	0.62
1	25.4	1.53	38.9	800	5.52	0.57	0.85



## PATHFINDER® GARDEN HOSE



### Product Specifications

- APPLICATION:** For in-home, lawn and garden, apartment, smaller plant and commercial property applications.
- CONSTRUCTION**
  - TUBE:** Versigard® synthetic rubber
  - COVER:** Green Versigard synthetic rubber
- REINFORCEMENT:** Spiral synthetic yarn
- TEMPERATURE:** -40°F to 190°F (-40°C to 88°C)
- PACKAGING:** 500' reels, maximum 3 pieces, 50' increments
- BRANDING:** Example: 5/8" (15.9 mm) Pathfinder® Goodyear® 100 psi WP.
- COUPLINGS:** Contact fitting manufacturer for proper fitting recommendation and coupling procedure.
- NON-STOCK/SIZES:** Available in 25' or 50' coupled assemblies.
- ORDER CODES:** 569-027

### PATHFINDER® GARDEN HOSE

ID		NOM. OD		MAX. WP		WEIGHT	
in.	mm.	in.	mm.	psi	Mpa	lb./ft.	kg./m.
5/8	15.9	0.94	23.9	100	0.69	0.22	0.33

AIR &  
MULTIPURPOSE  
*General Purpose*  
*Heavy Duty*  
*Push-on*

CHEMICAL  
TRANSFER

CLEANING  
EQUIPMENT

FOOD  
*Transfer*  
*Washdown*

MARINE

MATERIAL  
HANDLING  
*Abrasives*  
*Bulk Transfer*  
*Cement & Concrete*

MINING

PETROLEUM  
*Aircraft Fueling*  
*Dispensing*  
*Dock*  
*Transfer*

SPRAY

STEAM

VACUUM

VEYANCE

WATER  
*Discharge*  
*Suction &*  
*Discharge*  
*Washdown*

WELDING

COUPLING  
SYSTEMS

APPENDIX

AIR &  
MULTIPURPOSE  
*General Purpose  
Heavy Duty  
Push-on*

CHEMICAL  
TRANSFER

CLEANING  
EQUIPMENT

FOOD  
*Transfer  
Washdown*

MARINE

MATERIAL  
HANDLING  
*Abrasives  
Bulk Transfer  
Cement & Concrete*

MINING

PETROLEUM  
*Aircraft Fueling  
Dispensing  
Dock  
Transfer*

SPRAY

STEAM

VACUUM

VEYANCE

WATER  
*Discharge  
Suction &  
Discharge  
Washdown*

WELDING

COUPLING  
SYSTEMS

APPENDIX

## PLICORD® FURNACE DOOR



### Product Specifications

- APPLICATION:** For carrying cooling water to furnace doors in steel mills and similar service operations where the outside of the hose is subjected to open flame and elevated temperatures.
- CONSTRUCTION**
- TUBE:** Plioflex® synthetic rubber (nonconductive)
- COVER:** Fiberglass fabric ply over rubber cover
- REINFORCEMENT:** Spiral-ply (4) plies of synthetic fabric
- TEMPERATURE:** -25°F to 200°F (-32°C to 93°C)
- PACKAGING:** 1/2"–4" 100' lengths, coiled and polywrapped
- BRANDING:** Not branded
- COUPLINGS:** Contact fitting manufacturer for proper fitting recommendation and coupling procedure.
- NON-STOCK/SIZES:** For special production run minimum requirements, see Appendix D.
- ORDER CODES:** 542-309

### PLICORD® FURNACE DOOR

ID		NOM. OD		MAX. WP		WEIGHT	
in.	mm.	in.	mm.	psi	Mpa	lb./ft.	kg./m.
1/2	12.7	1.06	26.9	200	1.38	0.38	0.57
3/4	19.1	1.32	33.5	200	1.38	0.52	0.77
1	25.4	1.64	41.7	200	1.38	0.76	1.13
1¼	31.8	2.06	52.3	200	1.38	1.19	1.77
1½	38.1	2.30	58.4	200	1.38	1.36	2.02
2	50.8	2.87	72.9	200	1.38	1.85	2.75
2½	63.5	3.36	85.3	200	1.38	2.23	3.32
3	76.0	3.85	97.8	200	1.38	5.70	8.45
4	102.0	4.87	123.8	150	1.03	6.90	10.30

## PLICORD® HD WATER DISCHARGE



### Product Specifications

<b>APPLICATION:</b>	A heavy-duty, all-purpose hose with excellent abrasion resistance. It is ideal for service in quarries, mines and construction.
<b>CONSTRUCTION</b>	
<b>TUBE:</b>	Black Plioflex® synthetic rubber
<b>COVER:</b>	Black Plioflex synthetic rubber (wrapped finish)
<b>REINFORCEMENT:</b>	Spiral-plyed (4) plies of synthetic fabric
<b>TEMPERATURE:</b>	-25°F to 180°F (-32°C to 82°C)
<b>PACKAGING:</b>	1"– 8"    100' lengths, coiled and polywrapped
<b>BRANDING (SPIRAL):</b>	Example: Goodyear® Plicord® HD Water.
<b>COUPLINGS:</b>	Contact fitting manufacturer for proper fitting recommendation and coupling procedure.
<b>NON-STOCK/SIZES:</b>	For special production run minimum requirements, see Appendix D.
<b>ORDER CODES:</b>	542-437 (65/8" and below)      541-437 (8" and above)

### PLICORD® HD WATER DISCHARGE

ID		NOM. OD		MAX. WP		WEIGHT	
in.	mm.	in.	mm.	psi	Mpa	lb./ft.	kg./m.
1½	38.1	2.00	50.8	200	1.38	0.79	1.18
2	50.8	2.50	63.5	200	1.38	0.97	1.44
2½	63.5	3.06	77.7	200	1.38	1.36	2.02
3	76.2	3.55	90.2	200	1.38	1.60	2.38
4	101.6	4.58	116.3	150	1.03	2.10	3.13
4½	114.3	5.07	128.8	150	1.03	2.34	3.48
5	127.0	5.57	141.5	150	1.03	2.59	3.85
6	152.4	6.53	165.9	150	1.03	2.87	4.27
6¾	168.3	7.22	183.4	150	1.03	3.58	5.33
8	203.2	8.57	217.7	100	0.69	4.06	6.04
8¾	219.1	9.19	233.4	100	0.69	4.57	6.81
10	254.0	10.63	270.0	100	0.69	5.73	8.54
12	304.8	12.66	321.6	100	0.69	6.79	10.12

AIR &  
MULTIPURPOSE  
General Purpose  
Heavy Duty  
Push-on

CHEMICAL  
TRANSFER

CLEANING  
EQUIPMENT

FOOD  
Transfer  
Washdown

MARINE

MATERIAL  
HANDLING  
Abrasives  
Bulk Transfer  
Cement & Concrete

MINING

PETROLEUM  
Aircraft Fueling  
Dispensing  
Dock  
Transfer

SPRAY

STEAM

VACUUM

VEYANCE

WATER  
Discharge  
Suction &  
Discharge  
Washdown

WELDING

COUPLING  
SYSTEMS

APPENDIX

AIR &  
MULTIPURPOSE  
*General Purpose  
Heavy Duty  
Push-on*

CHEMICAL  
TRANSFER

CLEANING  
EQUIPMENT

FOOD  
*Transfer  
Washdown*

MARINE

MATERIAL  
HANDLING  
*Abrasives  
Bulk Transfer  
Cement & Concrete*

MINING

PETROLEUM  
*Aircraft Fueling  
Dispensing  
Dock  
Transfer*

SPRAY

STEAM

VACUUM

VEYANCE

WATER  
*Discharge  
Suction &  
Discharge  
Washdown*

WELDING

COUPLING  
SYSTEMS

APPENDIX

## PLICORD® VERSIFLO® 125



### Product Specifications

- APPLICATION:** For medium-duty water discharge service where the hose does not encounter severe handling.
- CONSTRUCTION**
- TUBE:** Black Versigard® synthetic rubber
- COVER:** Black Versigard (wrapped finish)
- REINFORCEMENT:** Spiral-plied synthetic fabric
- TEMPERATURE:** -25°F to 180°F (-32°C to 82°C)
- PACKAGING:** 100' lengths, coiled and polywrapped
- BRANDING (SPIRAL):** Example: Goodyear® Versiflo® 125 Water Discharge.
- COUPLINGS:** Contact fitting manufacturer for proper fitting recommendation and coupling procedure.
- NON-STOCK/SIZES:** For special production run minimum requirements, see Appendix D.
- ORDER CODES:** 542-527

### PLICORD® VERSIFLO® 125

ID		NOM. OD		MAX. WP		WEIGHT	
in.	mm.	in.	mm.	psi	Mpa	lb./ft.	kg./m.
1¼	31.8	1.48	37.6	125	0.86	0.26	0.39
1½	38.1	1.72	43.7	125	0.86	0.30	0.45
2	50.8	2.24	56.9	125	0.86	0.40	0.60
2½	63.5	2.73	69.3	125	0.86	0.49	0.73
3	76.2	3.22	81.8	125	0.86	0.58	0.86
4	101.6	4.21	106.9	125	0.86	0.83	1.24
6	152.4	6.32	160.5	125	0.86	1.58	2.35

## PLICORD® WATER DISCHARGE 150



### Product Specifications

- APPLICATION:** For use in heavy-duty service for a wide range of applications.
- CONSTRUCTION**
  - TUBE:** Black Plioflex® synthetic rubber
  - COVER:** Black Plioflex synthetic rubber
- REINFORCEMENT:** Spiral-ply synthetic fabric
- TEMPERATURE:** -25°F to 180°F (-32°C to 82°C)
- PACKAGING:** 3/4"–6" 100' lengths, coiled and polywrapped  
8"–12" 50' lengths, coiled and polywrapped
- BRANDING (SPIRAL):** Example: Goodyear® Plicord® Water 150.
- COUPLINGS:** Contact fitting manufacturer for proper fitting recommendation and coupling procedure.
- NON-STOCK/SIZES:** For special production run minimum requirements, see Appendix D.
- ORDER CODES:** 542-438 (1/2"–6")      541-438 (8"–16")

### PLICORD® WATER DISCHARGE 150

ID		NOM. OD		MAX. WP		WEIGHT	
in.	mm.	in.	mm.	psi	Mpa	lb./ft.	kg./m.
3/4	19.1	1.04	26.4	150	1.03	0.23	0.34
1	25.4	1.29	32.8	150	1.03	0.30	0.45
1¼	31.8	1.60	40.6	150	1.03	0.43	0.64
1½	38.1	1.84	46.7	150	1.03	0.50	0.74
2	50.8	2.38	60.5	150	1.03	0.71	1.06
2½	63.5	2.87	72.9	150	1.03	0.87	1.29
3	76.2	3.47	88.1	150	1.03	1.37	2.04
4	101.6	4.50	114.3	150	1.03	1.80	2.68
5	127.0	5.51	140.0	150	1.03	2.32	3.45
6	152.4	6.49	164.9	150	1.03	2.53	3.76
8	203.2	8.45	214.6	150	1.03	3.81	5.68
10	254.0	10.63	270.0	150	1.03	5.67	8.45
12	304.8	12.68	322.1	150	1.03	7.02	10.46

AIR &  
MULTIPURPOSE  
General Purpose  
Heavy Duty  
Push-on

CHEMICAL  
TRANSFER

CLEANING  
EQUIPMENT

FOOD  
Transfer  
Washdown

MARINE

MATERIAL  
HANDLING  
Abrasives  
Bulk Transfer  
Cement & Concrete

MINING

PETROLEUM  
Aircraft Fueling  
Dispensing  
Dock  
Transfer

SPRAY

STEAM

VACUUM

VEYANCE

WATER  
Discharge  
Suction &  
Discharge  
Washdown

WELDING

COUPLING  
SYSTEMS

APPENDIX

# WATER

AIR &  
MULTIPURPOSE  
*General Purpose*  
*Heavy Duty*  
*Push-on*

CHEMICAL  
TRANSFER

CLEANING  
EQUIPMENT

FOOD  
*Transfer*  
*Washdown*

MARINE

MATERIAL  
HANDLING  
*Abrasives*  
*Bulk Transfer*  
*Cement & Concrete*

MINING

PETROLEUM  
*Aircraft Fueling*  
*Dispensing*  
*Dock*  
*Transfer*

SPRAY

STEAM

VACUUM

VEYANCE

WATER  
*Discharge*  
**Suction &  
Discharge**  
*Washdown*

WELDING

COUPLING  
SYSTEMS

APPENDIX

## WATER SUCTION & DISCHARGE



	Page	Rubber	Thermoplastic	Clear	Temp Range	Tube Compound
Cold Blue™	229		Yes	Yes	-40°F to 150°F	PVC
Green Hornet™ XF	230		Yes		-40°F to 180°F	TPR/PVC
Flexwing® Water S&D	234	Yes			-25°F to 180°F	SBR
Spiraflex® 1600	231		Yes		0°F to 158°F	PVC
Versiflo® 150 Water S&D	235	Yes			-25°F to 200°F	EPDM
Spiraflex® Aggie PVC	233		Yes	Yes	0°F to 158°F	PVC
Spiraflex® Water S&D Heavy Duty	232			Yes	-15°F to 150°F	PVC

## COLD BLUE™



### Product Specifications

- APPLICATION:** A lightweight, medium-duty water suction and discharge hose for industrial, construction, agricultural, mining and other applications where low temperature flexibility is required.
- CONSTRUCTION TUBE:** Clear flexible PVC
- REINFORCEMENT:** Blue rigid PVC helix
- TEMPERATURE:** -40°F to 150°F (-40°C to 65°C)
- BRANDING:** Not branded
- PACKAGING:** 100' coils, covered with corrugated cardboard and wrapped with clear stretch film.
- ORDER CODES:** 586-518

### COLD BLUE™

ID		NOM. OD		MAX. WP		WEIGHT		VACUUM HG		BEND RADIUS	
in.	mm.	in.	mm.	psi	Mpa	lb./ft.	kg./m.	in.	mm.	in.	mm.
3/4	19.1	.99	25.1	120	.83	.163	.242	29	737	3	76
1	25.4	1.25	31.8	106	.73	.229	.341	29	737	5	127
1¼	31.8	1.54	39.2	99	.68	.305	.454	29	737	5	127
1½	38.1	1.77	44.9	89	.61	.372	.559	29	737	6	152
2	50.8	2.33	59.2	80	.55	.583	.869	29	737	8	203
2½	63.5	2.87	72.9	65	.45	.840	1.25	29	737	10	254
3	76.2	3.40	86.5	65	.45	1.01	1.50	29	737	12	305
4	101.6	4.50	114.0	55	.38	1.65	2.46	29	737	16	406
6	152.4	6.62	168.2	47	.32	3.27	4.87	29	737	36	914

Testing performed at 70°F.

AIR &  
MULTIPURPOSE  
General Purpose  
Heavy Duty  
Push-on

CHEMICAL  
TRANSFER

CLEANING  
EQUIPMENT

FOOD  
Transfer  
Washdown

MARINE

MATERIAL  
HANDLING  
Abrasives  
Bulk Transfer  
Cement & Concrete

MINING

PETROLEUM  
Aircraft Fueling  
Dispensing  
Dock  
Transfer

SPRAY

STEAM

VACUUM

VEYANCE

WATER  
Discharge  
Suction &  
Discharge  
Washdown

WELDING

COUPLING  
SYSTEMS

APPENDIX

AIR &  
MULTIPURPOSE  
*General Purpose*  
*Heavy Duty*  
*Push-on*

CHEMICAL  
TRANSFER

CLEANING  
EQUIPMENT

FOOD  
*Transfer*  
*Washdown*

MARINE

MATERIAL  
HANDLING  
*Abrasives*  
*Bulk Transfer*  
*Cement & Concrete*

MINING

PETROLEUM  
*Aircraft Fueling*  
*Dispensing*  
*Dock*  
*Transfer*

SPRAY

STEAM

VACUUM

VEYANCE

WATER  
*Discharge*  
**Suction &  
Discharge**  
*Washdown*

WELDING

COUPLING  
SYSTEMS

APPENDIX

## GREEN HORNET™ XF



### Product Specifications

- APPLICATION:** Medium-duty, light-weight construction; retains flexibility in cold weather. Smooth-bore tube minimizes material buildup and resists a variety of chemicals found in agricultural and sanitary industries. Slightly corrugated outer helix promotes abrasion resistance, low coefficient of friction and ease of coupling. Common uses can be found in waste management, construction, agricultural, marine and manufacturing industries.
- CONSTRUCTION**  
**TUBE:** Black thermoplastic rubber, RMA Class B (medium oil resistance)
- REINFORCEMENT:** Rigid, lime-green polyethylene helix; available in a variety of custom colors
- TEMPERATURE:** -40°F to 180°F (-40°C to 82°C)
- PACKAGING:** 100' lengths, coiled and polywrapped
- BRANDING (SPIRAL):** Not branded
- COUPLINGS:** Contact fitting manufacturer for proper fitting recommendation and coupling procedure.
- NON-STOCK/SIZES:** For special production run minimum requirements, see Appendix D.
- ORDER CODES:** 586-551

### GREEN HORNET™ XF

ID		NOM. OD		MAX. WP		BEND RADIUS		WEIGHT	
in.	mm.	in.	mm.	psi	Mpa	in.	mm.	lb./ft.	kg./m.
1¼	31.8	1.53	39.0	50	0.35	2.5	63.5	0.27	0.40
1½	38.1	1.78	45.3	50	0.35	3	76.2	0.32	0.48
2	50.8	2.40	61.0	50	0.35	4	101.6	0.56	0.83
2½	63.5	2.99	74.9	50	0.35	5	127.0	0.75	1.12
3	76.2	3.47	88.1	45	0.31	5	127.0	0.92	1.37
4	101.6	4.67	118.4	40	0.28	9	228.6	1.60	2.39
6	152.4	6.75	171.4	25	0.17	20	508.0	2.88	4.30



## SPIRAFLEX® 1600



### Product Specifications

<b>APPLICATION:</b>	For water suction and discharge service in construction and septic tank cleaning operations, and for general industrial and agricultural applications where mild chemical resistance is required.
<b>CONSTRUCTION</b>	
<b>TUBE:</b>	Olive green Pliovic® with high-density rigid helix
<b>REINFORCEMENT:</b>	Olive green Pliovic® with high-density rigid helix
<b>TEMPERATURE:</b>	0°F to 158°F (-9°C to 70°C)
<b>PACKAGING:</b>	3/4"–6" 100' lengths, coiled and polywrapped 8"–10" 20' lengths, coiled and polywrapped
<b>BRANDING:</b>	Not branded
<b>COUPLINGS:</b>	Contact fitting manufacturer for proper fitting recommendation and coupling procedure.
<b>NON-STOCK/SIZES:</b>	For special production run minimum requirements, see Appendix D.
<b>ORDER CODES:</b>	586-411

### SPIRAFLEX® 1600

ID		NOM. OD		MAX. WP		BEND RADIUS		VACUUM HG		WEIGHT	
in.	mm.	in.	mm.	psi	Mpa	in.	mm.	in.	mm.	lb./ft.	kg./m.
3/4	19.1	0.98	24.9	130	0.90	3	83	29	737	0.18	0.27
1	25.4	1.24	31.5	106	0.73	5	114	29	737	0.25	0.37
1¼	31.8	1.53	38.9	99	0.68	5	127	29	737	0.32	0.48
1½	38.1	1.78	45.2	89	0.61	6	152	29	737	0.37	0.55
2	50.8	2.32	58.9	79	0.54	8	203	29	737	0.61	0.91
2½	63.5	2.85	72.4	65	0.45	10	254	29	737	0.87	1.29
3	76.2	3.41	86.6	65	0.45	12	305	29	737	1.08	1.61
4	101.6	4.46	113.3	55	0.38	16	406	29	737	1.69	2.51
6	152.4	6.57	166.9	47	0.32	36	914	29	737	3.05	4.54
8	203.2	8.92	226.6	40	0.28	60	1524	20	508	6.35	9.45
10	254.0	10.93	277.6	35	0.24	100	2540	20	508	8.75	13.04

AIR &  
MULTIPURPOSE  
General Purpose  
Heavy Duty  
Push-on

CHEMICAL  
TRANSFER

CLEANING  
EQUIPMENT

FOOD  
Transfer  
Washdown

MARINE

MATERIAL  
HANDLING  
Abrasives  
Bulk Transfer  
Cement & Concrete

MINING

PETROLEUM  
Aircraft Fueling  
Dispensing  
Dock  
Transfer

SPRAY

STEAM

VACUUM

VEYANCE

WATER  
Discharge  
Suction &  
Discharge  
Washdown

WELDING

COUPLING  
SYSTEMS

APPENDIX

AIR &  
MULTIPURPOSE  
*General Purpose  
Heavy Duty  
Push-on*

CHEMICAL  
TRANSFER

CLEANING  
EQUIPMENT

FOOD  
*Transfer  
Washdown*

MARINE

MATERIAL  
HANDLING  
*Abrasives  
Bulk Transfer  
Cement & Concrete*

MINING

PETROLEUM  
*Aircraft Fueling  
Dispensing  
Dock  
Transfer*

SPRAY

STEAM

VACUUM

VEYANCE

WATER  
*Discharge  
Suction &  
Discharge  
Washdown*

WELDING

COUPLING  
SYSTEMS

APPENDIX

## SPIRAFLEX® WATER S&D HEAVY DUTY



### Product Specifications

<b>APPLICATION:</b>	Heavy-duty water suction and discharge hose used for a variety of applications where vacuum and high working pressure are required. The abrasion-resistant outer helix allows for easy use to maneuver the hose, while the clear cover provides the ability to inspect hose contents in use.
<b>CONSTRUCTION TUBE:</b>	PVC
<b>COVER:</b>	PVC
<b>REINFORCEMENT:</b>	Polyester braid with rigid PVC Helix
<b>TEMPERATURE:</b>	-15°F to 150°F ( -26°C to 65°C)
<b>PACKAGING:</b>	Coiled
<b>BRANDING (SPIRAL):</b>	None
<b>NON-STOCK/SIZES:</b>	Contact your Goodyear Engineered Products representative for special production run minimum requirements.

### SPIRAFLEX® WATER S&D HEAVY DUTY

ID		NOM. OD		MAX. WP		BEND RADIUS		VACUUM HG		WEIGHT	
in.	mm.	in.	mm.	psi	Mpa	in.	mm.	in.	mm.	lb./ft.	kg./m
2"	50.80	2.620	66.54	100	.69	4.0	101.60	29	737	0.70	1.04
3"	76.19	3.720	94.48	100	.69	6.0	152.39	29	737	1.13	1.68
4"	101.60	4.800	121.91	75	.51	7.1	180.33	29	737	1.74	2.59
6"	152.39	7.200	182.88	70	.48	10.0	254	29	737	3.88	5.77
8"	203.20	9.350	237.49	60	.41	16.0	406.4	29	737	5.54	8.24

## SPIRAFLEX® AGGIE PVC



### Product Specifications

<b>APPLICATION:</b>	A general-purpose water suction hose for use in industrial, agriculture and construction applications.
<b>CONSTRUCTION TUBE:</b>	Clear Pliovic®
<b>REINFORCEMENT:</b>	High-density white rigid Pliovic helix
<b>TEMPERATURE:</b>	0°F to 158°F (-9°C to 70°C)
<b>PACKAGING:</b>	100' lengths coiled and polywrapped
<b>BRANDING (SPIRAL):</b>	Not branded
<b>COUPLINGS:</b>	Contact fitting manufacturer for proper fitting recommendation and coupling procedure.
<b>NON-STOCK/SIZES:</b>	For special production run minimum requirements, see Appendix D.
<b>ORDER CODES:</b>	586-453

### SPIRAFLEX® AGGIE PVC

ID		NOM. OD		MAX. WP		BEND RADIUS		VACUUM HG		WEIGHT	
in.	mm.	in.	mm.	psi	Mpa	in.	mm.	in.	mm.	lb./ft.	kg./m.
3/4	19.1	1.00	25.4	120	0.83	3.0	76	29	737	0.18	0.27
1	25.4	1.24	31.5	106	0.73	4.5	114	29	737	0.23	0.34
1¼	31.8	1.53	38.9	99	0.68	5.0	127	29	737	0.34	0.51
1½	38.1	1.78	45.2	89	0.61	6.0	152	29	737	0.38	0.57
2	50.8	2.31	58.7	79	0.54	8.0	203	29	737	0.58	0.86
2½	63.5	2.85	72.4	65	0.45	10.0	254	29	737	0.90	1.34
3	76.2	3.41	86.6	65	0.45	12.0	305	29	737	1.07	1.59
4	101.6	4.47	113.5	55	0.38	16.0	406	29	737	1.69	2.51
6	152.4	6.60	167.6	47	0.32	36.0	914	29	737	3.29	4.90

AIR &  
MULTIPURPOSE  
*General Purpose  
Heavy Duty  
Push-on*

CHEMICAL  
TRANSFER

CLEANING  
EQUIPMENT

FOOD  
*Transfer  
Washdown*

MARINE

MATERIAL  
HANDLING  
*Abrasives  
Bulk Transfer  
Cement & Concrete*

MINING

PETROLEUM  
*Aircraft Fueling  
Dispensing  
Dock  
Transfer*

SPRAY

STEAM

VACUUM

VEYANCE

WATER  
*Discharge  
Suction &  
Discharge  
Washdown*

WELDING

COUPLING  
SYSTEMS

APPENDIX

# WATER

AIR &  
MULTIPURPOSE  
General Purpose  
Heavy Duty  
Push-on

CHEMICAL  
TRANSFER

CLEANING  
EQUIPMENT

FOOD  
Transfer  
Washdown

MARINE

MATERIAL  
HANDLING  
Abrasives  
Bulk Transfer  
Cement & Concrete

MINING

PETROLEUM  
Aircraft Fueling  
Dispensing  
Dock  
Transfer

SPRAY

STEAM

VACUUM

VEYANCE


WATER  
Discharge  
Suction &  
Discharge  
Washdown

WELDING

COUPLING  
SYSTEMS

APPENDIX

## FLEXWING® WATER S&D



### Product Specifications

- APPLICATION:** A general-purpose, economical hose for applications in light or medium water suction and discharge operations. Rated for full vacuum. Used in various industrial, agricultural and construction areas.
- CONSTRUCTION**  
**TUBE:** Black Plioflex® Synthetic Rubber
- COVER:** Black Plioflex Synthetic Rubber
- REINFORCEMENT:** Synthetic fabric plies with internal wire helix
- TEMPERATURE:** -25°F to 180°F (-32°C to 82°C)
- PACKAGING:** 3/4" – 6" 100' lengths, coiled and polywrapped  
8" – 12" Custom length
- BRANDING (SPIRAL):** Example: Flexwing® Water S&D
- COUPLINGS:** Contact fitting manufacturer for proper fitting recommendation and coupling procedure.
- NON-STOCK/SIZES:** For special production run minimum requirements, see Appendix D.
- ORDER CODES:** 542-249 (3/4" - 6") 541-249 (8" - 12")

### FLEXWING® WATER S&D

ID		NOM. OD		MAX. WP		BEND RADIUS		VACUUM HG		WEIGHT	
in.	mm.	in.	mm.	psi	Mpa	in.	mm.	in.	mm.	lb./ft.	kg./m
3/4	19.0	1.09	27.9	125	0.86	2	50	29	737	0.33	0.49
1	25.3	1.34	34.1	125	0.86	2	50	29	737	0.41	0.61
1¼	32.0	1.61	40.8	125	0.86	4	100	29	737	0.50	0.75
1½	38.0	1.84	46.9	125	0.86	4	100	29	737	0.63	0.94
2	51.1	2.38	60.4	125	0.86	7	180	29	737	0.84	1.25
2½	63.6	2.89	73.3	125	0.86	10	250	29	737	1.08	1.61
3	76.1	3.42	86.8	125	0.86	14	360	29	737	1.46	2.18
3½	90.0	3.97	100.9	125	0.86	14	360	29	737	1.80	2.68
4	102.1	4.45	113.1	125	0.86	18	460	29	737	2.03	3.02
5	127.3	5.53	140.5	125	0.86	20	510	29	737	3.34	4.98
6	152.6	6.63	168.0	125	0.86	24	610	29	737	4.67	6.96
8	203.5	8.75	222.3	125	0.86	48	1200	29	737	7.56	11.26
10	253.9	10.97	278.3	125	0.86	60	1500	29	737	12.34	18.39
12	305.5	12.19	335.4	125	0.86	72	1800	29	737	19.07	28.41

## VERSIFLO® 150 WATER S&D



### Product Specifications

- APPLICATION:** General-purpose water suction and discharge for medium- to heavy-duty applications. Can be used in Lasso® applications.
- CONSTRUCTION**
  - TUBE:** Black Versigard® synthetic rubber
  - COVER:** Black Versigard synthetic rubber (wrapped finish)
- REINFORCEMENT:** Plies of synthetic fabric with wire helix
- TEMPERATURE:** -25°F to 200°F (-32°C to 93°C)
- PACKAGING:** 542-528 100' lengths, coiled and polywrapped  
541-528 custom lengths
- BRANDING (SPIRAL):** Example: Goodyear® Versiflo® 150 Water Suction & Discharge.
- COUPLINGS:** Contact fitting manufacturer for proper fitting recommendation and coupling procedure.
- NON-STOCK/SIZES:** For special production run minimum requirements, see Appendix D.
- ORDER CODES:** 542-528 (1 1/4"–6") 541-528 (8"–14")

### VERSIFLO® 150 WATER S&D

ID		NOM. OD		MAX. WP		BEND RADIUS		VACUUM HG		WEIGHT	
in.	mm.	in.	mm.	psi	Mpa	in.	mm.	in.	mm.	lb./ft.	kg./m.
1¼	31.8	1.63	41.4	150	1.03	4	102	29	737	0.53	0.79
1½	38.1	1.87	47.5	150	1.03	4	102	29	737	0.65	0.97
2	50.8	2.39	60.7	150	1.03	7	178	29	737	0.87	1.29
2½	63.5	2.89	73.4	150	1.03	10	254	29	737	1.08	1.61
3	76.2	3.42	86.9	150	1.03	14	356	29	737	1.44	2.14
4	101.6	4.45	113.0	150	1.03	18	457	29	737	2.00	2.98
6	152.4	6.60	167.6	150	1.03	24	610	29	737	4.56	6.79
8	203.0	8.75	238.0	150	1.03	48	1200	29	737	7.40	11.00
10	254.0	10.96	278.0	150	1.03	60	1500	29	737	12.20	18.20
12	305.0	13.23	336.0	150	1.03	72	1800	29	737	18.70	27.90
14	408.0	15.57	396.0	150	1.03	84	2100	29	737	25.10	37.40

AIR &  
MULTIPURPOSE  
General Purpose  
Heavy Duty  
Push-on

CHEMICAL  
TRANSFER

CLEANING  
EQUIPMENT

FOOD  
Transfer  
Washdown

MARINE

MATERIAL  
HANDLING  
Abrasives  
Bulk Transfer  
Cement & Concrete

MINING

PETROLEUM  
Aircraft Fueling  
Dispensing  
Dock  
Transfer

SPRAY

STEAM

VACUUM

VEYANCE

WATER  
Discharge  
Suction &  
Discharge  
Washdown

WELDING

COUPLING  
SYSTEMS

APPENDIX

# WATER

AIR &  
MULTIPURPOSE  
*General Purpose*  
*Heavy Duty*  
*Push-on*

CHEMICAL  
TRANSFER

CLEANING  
EQUIPMENT

FOOD  
*Transfer*  
*Washdown*

MARINE

MATERIAL  
HANDLING  
*Abrasives*  
*Bulk Transfer*  
*Cement & Concrete*

MINING

PETROLEUM  
*Aircraft Fueling*  
*Dispensing*  
*Dock*  
*Transfer*

SPRAY

STEAM

VACUUM

VEYANCE

**WATER**  
*Discharge*  
*Suction &*  
*Discharge*  
*Washdown*

WELDING

COUPLING  
SYSTEMS

APPENDIX

## WATER WASHDOWN



	Page	Temp Range	Non-marking Cover	Superior Oil Resistance Cover	Superior Abrasion Cover	Microban Cover	Tapered Nozzle	Textile	Wire
Fortress® 300	81	-20°F to 200°F	Yes	Yes	Yes	Yes		Yes	
Fortress® 1000	82	-20°F to 200°F	Yes	Yes	Yes	Yes		Yes	
Fortress® 3000	83	-20°F to 250°F	Yes	Yes	Yes	Yes			Yes
Gauntlet® 1500	59	-20°F to 200°F	Yes*	Yes	Yes			Yes	
Plicord® Washdown	238	-25°F to 200°F					Yes	Yes	
Pulp & Paper Washdown™	239	-25°F to 200°F					Yes	Yes	
Sani-Wash™ 300	88	-40°F to 205°F	Yes					Yes	
Super Sani-Wash™ 300	89	-40°F to 200°F	Yes			Yes		Yes	
Spectra® 300	85	-20°F to 200°F	Yes	Yes				Yes	
Spectra® 1000	86	-20°F to 250°F	Yes	Yes					Yes
Spectra® 3000	87	-20°F to 250°F	Yes	Yes					Yes
Sureline®	237	-40°F to 190°F	Yes*					Yes	

\*Nonblack Colors

## SURELINE®



### Product Specifications

- APPLICATION:** For a wide range of industrial, construction, and agricultural water discharge applications in which a general-service water hose is needed.
- CONSTRUCTION TUBE:** Versigard® synthetic rubber, RMA Class C (limited oil resistance)
- COVER:** Red or Black Versigard synthetic rubber
- REINFORCEMENT:** Spiral synthetic yarn
- TEMPERATURE:** -40°F to 190°F (-40°C to 88°C)
- PACKAGING:**
- |            |  |
|------------|--|
| 3/16"–3/4" | 500' reels, maximum 3 pieces, 50' increments |
| 1"         | 450' reels, maximum 3 pieces, 50' increments |
| 1¼"        | 400' reels, maximum 3 pieces, 50' increments |
| 1½"        | 300' reels, maximum 3 pieces, 50' increments |
- BRANDING:** Example: 1/2" Sureline® Goodyear® 150 psi WP.
- COUPLINGS:** Contact fitting manufacturer for proper fitting recommendation and coupling procedure.
- NON-STOCK/SIZES:** For special production run minimum requirements, see Appendix D.
- ORDER CODES:** 569-048 (red)    569-049 (black)

### SURELINE®

ID		NOM. OD		MAX. WP		WEIGHT	
in.	mm.	in.	mm.	psi	Mpa	lb./ft.	kg./m.
1/4	6.4	0.48	12.2	150	1.03	0.08	0.12
3/8	9.5	0.66	16.8	150	1.03	0.13	0.19
1/2	12.7	0.78	19.8	150	1.03	0.17	0.25
5/8	15.9	0.93	23.6	150	1.03	0.26	0.39
3/4	19.1	1.08	27.4	150	1.03	0.33	0.49
1	25.4	1.39	35.3	150	1.03	0.52	0.77
1¼	31.8	1.63	41.4	150	1.03	0.57	0.85
1½	38.1	1.88	47.8	150	1.03	0.68	1.01

AIR &  
MULTIPURPOSE  
General Purpose  
Heavy Duty  
Push-on

CHEMICAL  
TRANSFER

CLEANING  
EQUIPMENT

FOOD  
Transfer  
Washdown

MARINE

MATERIAL  
HANDLING  
Abrasives  
Bulk Transfer  
Cement & Concrete

MINING

PETROLEUM  
Aircraft Fueling  
Dispensing  
Dock  
Transfer

SPRAY

STEAM

VACUUM

VEYANCE

WATER  
Discharge  
Suction &  
Discharge  
Washdown

WELDING

COUPLING  
SYSTEMS

APPENDIX

AIR &  
MULTIPURPOSE  
*General Purpose  
Heavy Duty  
Push-on*

CHEMICAL  
TRANSFER

CLEANING  
EQUIPMENT

FOOD  
*Transfer  
Washdown*

MARINE

MATERIAL  
HANDLING  
*Abrasives  
Bulk Transfer  
Cement & Concrete*

MINING

PETROLEUM  
*Aircraft Fueling  
Dispensing  
Dock  
Transfer*

SPRAY

STEAM

VACUUM

VEYANCE

**WATER**  
*Discharge  
Suction &  
Discharge  
Washdown*

WELDING

COUPLING  
SYSTEMS

APPENDIX

## PLICORD® WASHDOWN WITH OPTIONAL INTEGRAL TAPERED NOZZLE



### Product Specifications

<b>APPLICATION:</b>	Plicord® Washdown hose is a quality water discharge hose for the environments typically found in paper mills and other industrial operations. Can be supplied with an integral rubber nozzle.
<b>CONSTRUCTION</b>	
<b>TUBE:</b>	Black Plioflex® synthetic rubber
<b>COVER:</b>	Black Plioflex synthetic rubber (wrapped impression). Also available in green or white cover (non-FDA).
<b>REINFORCEMENT:</b>	Spiral-plied synthetic fabric
<b>TEMPERATURE:</b>	-25°F to 200°F (-32°C to 93°C)
<b>PACKAGING:</b>	50' lengths, coiled and polywrapped
<b>BRANDING (SPIRAL):</b>	Example: Goodyear® Plicord® Washdown, 150 Max WP.
<b>COUPLINGS:</b>	Contact fitting manufacturer for proper fitting recommendation and coupling procedure. Also available with integral tapered nozzle.
<b>NON-STOCK/SIZES:</b>	Hose: 400' minimum order/400' increments Hose with tapered nozzle: Two 50' lengths, two length increments
<b>ORDER CODES:</b>	542-454 (black)      542-455 (green)      542-507 (white)

### PLICORD® WASHDOWN

ID		NOM. OD		MAX. WP		WEIGHT	
in.	mm.	in.	mm.	psi	Mpa	lb./ft.	kg./m.
3/4	19.1	1.17	29.7	150	1.03	0.36	0.54
1	25.4	1.42	36.1	150	1.03	0.45	0.67
1¼	31.8	1.69	42.9	150	1.03	0.55	0.82
1½	38.1	1.97	50.0	150	1.03	0.71	1.06

Orifice sizes:    3/4" ID-1/2" Orifice  
                      1" ID-1/2" Orifice  
                      1¼" ID-5/8" Orifice  
                      1½" ID-3/4" Orifice



## PULP & PAPER WASHDOWN WITH OPTIONAL INTEGRAL TAPERED NOZZLE



### Product Specifications

<b>APPLICATION:</b>	Heavy-duty water discharge hose for washdown service in pulp and papermills where kink resistance is of major importance.
<b>CONSTRUCTION</b>	
<b>TUBE:</b>	Black Versigard® synthetic rubber (also available in white, non-FDA)
<b>COVER:</b>	Black Versigard synthetic rubber
<b>REINFORCEMENT:</b>	Spiral-plied synthetic fabric
<b>TEMPERATURE:</b>	-25°F to 200°F (-32°C to 93°C)
<b>PACKAGING:</b>	50' lengths, coiled and polywrapped
<b>BRANDING (SPIRAL):</b>	Example: Goodyear® HD Washdown, 300 psi Max WP.
<b>COUPLINGS:</b>	Contact fitting manufacturer for proper fitting recommendation and coupling procedure. Also available with integral tapered nozzle.
<b>NON-STOCK/SIZES:</b>	Hose: 400' minimum order/400' increments Hose with tapered nozzle: Two 50' lengths, two 50' length increments
<b>ORDER CODES:</b>	542-452

### PULP & PAPER WASHDOWN

ID		NOM. OD		MAX. WP		WEIGHT	
in.	mm.	in.	mm.	psi	Mpa	lb./ft.	kg./m.
3/4	19.1	1.30	33.0	300	2.07	0.47	0.70
1	25.4	1.62	41.2	300	2.07	0.67	1.00
1¼	31.8	1.88	47.8	300	2.07	0.81	1.21
1½	38.1	2.11	53.7	300	2.07	0.91	1.36

Orifice sizes: 3/4" ID-1/2" Orifice  
1" ID-1/2" Orifice  
1¼" ID-5/8" Orifice  
1½" ID-3/4" Orifice

AIR &  
MULTIPURPOSE  
General Purpose  
Heavy Duty  
Push-on

CHEMICAL  
TRANSFER

CLEANING  
EQUIPMENT

FOOD  
Transfer  
Washdown

MARINE

MATERIAL  
HANDLING  
Abrasives  
Bulk Transfer  
Cement & Concrete

MINING

PETROLEUM  
Aircraft Fueling  
Dispensing  
Dock  
Transfer

SPRAY

STEAM

VACUUM

VEYANCE

WATER  
Discharge  
Suction &  
Discharge  
Washdown

WELDING

COUPLING  
SYSTEMS

APPENDIX

# WELDING

AIR &  
MULTIPURPOSE  
*General Purpose*  
*Heavy Duty*  
*Push-on*

CHEMICAL  
TRANSFER

CLEANING  
EQUIPMENT

FOOD  
*Transfer*  
*Washdown*

MARINE

MATERIAL  
HANDLING  
*Abrasives*  
*Bulk Transfer*  
*Cement & Concrete*

MINING

PETROLEUM  
*Aircraft Fueling*  
*Dispensing*  
*Dock*  
*Transfer*

SPRAY

STEAM

VACUUM

VEYANCE

WATER  
*Discharge*  
*Suction &*  
*Discharge*  
*Washdown*

WELDING

COUPLING  
SYSTEMS

APPENDIX

## WELDING



	Page	Oxygen (Green)	Acetylene (Red)	Fuel Gases* (Red)	Flame and Oil Resistant Tube	Flame and Oil Resistant Cover
Gemini® Twin Line Welding (Grade R)	241	Yes	Yes	No	No	No
Gemini® Twin Line Welding (Grade RM)	242	Yes	Yes	No	No	Yes
Gemini® Twin Line Welding (Grade T)	243	Yes	Yes	Yes	Yes	Yes
Wingfoot® Welding (Grade R)	244	Yes	Yes	No	No	No
Wingfoot® Welding (Grade RM)	245	Yes	Yes	No	No	Yes
Wingfoot® Welding (Grade T)	246	Yes	Yes	Yes	Yes	Yes

\*Fuel Gases are defined in RMA IP-7 welding hose standard. Flammable compressed gases commonly used in the welding and cutting industry including, but not limited to, acetylene, hydrogen, methane/natural gas, LP gas, propylene and methylacetylene propadiene stabilized.

RMA IP-7 and CGA E-1

## GEMINI® TWIN LINE WELDING GRADE R - TYPE VD



### Product Specifications

<b>APPLICATION:</b>	For welding service. Meets RMA IP-7 standard for Grade R welding hose.
<b>CONSTRUCTION</b>	
<b>TUBE:</b>	Versigard® synthetic rubber compatible with oxygen and acetylene gases.
<b>COVER:</b>	Versigard synthetic rubber smooth surface
<b>REINFORCEMENT:</b>	Spiral synthetic yarn
<b>TEMPERATURE:</b>	-40°F to 120°F (-40°C to 49°C)
<b>PACKAGING:</b>	500' reels
<b>BRANDING:</b>	Example: GEMINI® 1/4" GRADE R ACETYLENE ONLY STD DUTY MAX WP 200 PSI MEETS RMA IP-7-2008 MADE IN USA GOODYEAR®
<b>COUPLINGS:</b>	Contact fitting manufacturer for proper fitting recommendation and coupling procedure.
<b>NON-STOCK/SIZES:</b>	For special production run minimum requirements, see Appendix C.
<b>ORDER CODES:</b>	569-588

### GEMINI® TWIN LINE WELDING GRADE R

ID		NOM. OD		MAX. WP		WEIGHT	
in.	mm.	in.	mm.	psi	Mpa	lb./ft.	kg./m.
3/16	4.8	0.44	11.2	200	1.38	0.13	0.19
1/4	6.4	0.53	13.5	200	1.38	0.18	0.27
5/16	7.9	0.59	15.0	200	1.38	0.22	0.33
3/8	9.5	0.66	16.8	200	1.38	0.26	0.39

Note: For Welding Hose Precautions, see Appendix C.

AIR &  
MULTIPURPOSE  
General Purpose  
Heavy Duty  
Push-on

CHEMICAL  
TRANSFER

CLEANING  
EQUIPMENT

FOOD  
Transfer  
Washdown

MARINE

MATERIAL  
HANDLING  
Abrasives  
Bulk Transfer  
Cement & Concrete

MINING

PETROLEUM  
Aircraft Fueling  
Dispensing  
Dock  
Transfer

SPRAY

STEAM

VACUUM

VEYANCE

WATER  
Discharge  
Suction &  
Discharge  
Washdown

WELDING

COUPLING  
SYSTEMS

APPENDIX

# WELDING

AIR &  
MULTIPURPOSE  
*General Purpose  
Heavy Duty  
Push-on*

CHEMICAL  
TRANSFER

CLEANING  
EQUIPMENT

FOOD  
*Transfer  
Washdown*

MARINE

MATERIAL  
HANDLING  
*Abrasives  
Bulk Transfer  
Cement & Concrete*

MINING

PETROLEUM  
*Aircraft Fueling  
Dispensing  
Dock  
Transfer*

SPRAY

STEAM

VACUUM

VEYANCE

WATER  
*Discharge  
Suction &  
Discharge  
Washdown*

WELDING

COUPLING  
SYSTEMS

APPENDIX

## GEMINI® TWIN LINE WELDING GRADE RM - TYPE VD



### Product Specifications

- APPLICATION:** For welding service. Meets RMA IP-7 standard for Grade RM welding hose. Nonconductive.
- CONSTRUCTION**  
**TUBE:** Plioflex® synthetic rubber compatible with oxygen and acetylene gases
- COVER:** Chemivic™ synthetic rubber smooth cover
- REINFORCEMENT:** Spiral synthetic yarn
- TEMPERATURE:** -40°F to 120°F (-40°C to 49°C)
- PACKAGING:** 500' reels
- BRANDING:** Example: GEMINI® 1/4" GRADE RM ACETYLENE ONLY STD DUTY MAX WP 200 PSI MEETS RMA IP-7-2008 MADE IN USA GOODYEAR®
- COUPLINGS:** Contact fitting manufacturer for proper fitting recommendation and coupling procedure.
- NON-STOCK/SIZES:** For special production run minimum requirements, see Appendix C.
- ORDER CODES:** 569-598

### GEMINI® TWIN LINE WELDING GRADE RM

ID		NOM. OD		MAX. WP		WEIGHT	
in.	mm.	in.	mm.	psi	Mpa	lb./ft.	kg./m.
3/16	4.8	0.44	11.2	200	1.38	0.15	0.22
1/4	6.4	0.53	13.5	200	1.38	0.21	0.31
5/16	7.9	0.59	15.0	200	1.38	0.25	0.37
3/8	9.5	0.66	16.8	200	1.38	0.29	0.43

Note: For Welding Hose Precautions, see Appendix C.

**GOODYEAR**  
ENGINEERED PRODUCTS

## GEMINI® TWIN LINE WELDING GRADE T - TYPE VD



### Product Specifications

- APPLICATION:** For welding service. Meets RMA IP-7 and CGA E-1 standards for Grade T welding hose. Nonconductive.
- CONSTRUCTION**
- TUBE:** Wingprene® synthetic rubber compatible with all common welding fuel gases
- COVER:** Chemivic™ synthetic rubber smooth cover
- REINFORCEMENT:** Spiral synthetic yarn
- TEMPERATURE:** -40°F to 120°F (-40°C to 49°C)
- PACKAGING:** 500' reels
- BRANDING:** Example: GEMINI® 1/4" GRADE T FUEL GAS STD DUTY MAX WP 200 PSI MEETS RMA IP-7-2008/CGA E-1 MADE IN USA GOODYEAR®
- COUPLINGS:** Contact fitting manufacturer for proper fitting recommendation and coupling procedure.
- NON-STOCK/SIZES:** For special production run minimum requirements, see Appendix C.
- ORDER CODES:** 569-618

### GEMINI® TWIN LINE WELDING GRADE T

ID		NOM. OD		MAX. WP		WEIGHT	
in.	mm.	in.	mm.	psi	Mpa	lb./ft.	kg./m.
3/16	4.8	0.44	11.2	200	1.38	0.13	0.19
1/4	6.4	0.53	13.5	200	1.38	0.18	0.27
5/16	7.9	0.59	15.0	200	1.38	0.22	0.33
3/8	9.5	0.66	16.8	200	1.38	0.26	0.39

Note: For Welding Hose Precautions, see Appendix C.

AIR &  
MULTIPURPOSE  
General Purpose  
Heavy Duty  
Push-on

CHEMICAL  
TRANSFER

CLEANING  
EQUIPMENT

FOOD  
Transfer  
Washdown

MARINE

MATERIAL  
HANDLING  
Abrasives  
Bulk Transfer  
Cement & Concrete

MINING

PETROLEUM  
Aircraft Fueling  
Dispensing  
Dock  
Transfer

SPRAY

STEAM

VACUUM

VEYANCE

WATER  
Discharge  
Suction &  
Discharge  
Washdown

WELDING

COUPLING  
SYSTEMS

APPENDIX

AIR &  
MULTIPURPOSE  
*General Purpose  
Heavy Duty  
Push-on*

CHEMICAL  
TRANSFER

CLEANING  
EQUIPMENT

FOOD  
*Transfer  
Washdown*

MARINE

MATERIAL  
HANDLING  
*Abrasives  
Bulk Transfer  
Cement & Concrete*

MINING

PETROLEUM  
*Aircraft Fueling  
Dispensing  
Dock  
Transfer*

SPRAY

STEAM

VACUUM

VEYANCE

WATER  
*Discharge  
Suction &  
Discharge  
Washdown*

WELDING

COUPLING  
SYSTEMS

APPENDIX

## WINGFOOT® WELDING GRADE R



### Product Specifications

<b>APPLICATION:</b>	For welding service. Meets RMA IP-7 standard for Grade R welding hose.
<b>CONSTRUCTION</b>	
<b>TUBE:</b>	Versigard® synthetic rubber
<b>COVER:</b>	Versigard synthetic rubber ribbed surface
<b>REINFORCEMENT:</b>	Spiral synthetic yarn
<b>TEMPERATURE:</b>	-40°F to 120°F (-40°C to 49°C)
<b>PACKAGING:</b>	500' reels
<b>BRANDING:</b>	Example: 1/4" GRADE R ACETYLENE ONLY STD DUTY MAX WP 200 PSI MEETS RMA IP-7-2008 MADE IN USA GOODYEAR®
<b>COUPLINGS:</b>	Contact fitting manufacturer for proper fitting recommendation and coupling procedure.
<b>NON-STOCK/SIZES:</b>	For special production run minimum requirements, see Appendix C.
<b>ORDER CODES:</b>	569-591 (red cover) (acetylene) 569-592 (green cover) (oxygen)

### WINGFOOT® WELDING GRADE R

ID		NOM. OD		MAX. WP		WEIGHT	
in.	mm.	in.	mm.	psi	Mpa	lb./ft.	kg./m.
3/16	4.8	0.44	11.1	200	1.38	0.08	0.12
1/4	6.4	0.53	13.5	200	1.38	0.10	0.15
5/16	7.9	0.60	15.1	200	1.38	0.11	0.16
3/8	9.5	0.66	16.7	200	1.38	0.13	0.19

Note: For Welding Hose Precautions, see Appendix C.

## WINGFOOT® WELDING GRADE RM



### Product Specifications

- APPLICATION:** For welding service. Meets RMA IP-7 standard for Grade RM welding hose.
- CONSTRUCTION**
  - TUBE:** Plioflex® synthetic rubber (nonconductive)
  - COVER:** Chemivic™ synthetic rubber ribbed surface
- REINFORCEMENT:** Spiral synthetic yarn
- TEMPERATURE:** -40°F to 120°F (-40°C to 49°C)
- PACKAGING:** 500' reels
- BRANDING:** Example: 1/4" GRADE RM OXYGEN STD DUTY MAX WP 200 PSI MEETS RMA IP-7-2008  
MADE IN USA GOODYEAR®
- COUPLINGS:** Contact fitting manufacturer for proper fitting recommendation and coupling procedure.
- NON-STOCK/SIZES:** For special production run minimum requirements, see Appendix C.
- ORDER CODES:** 569-589 (red cover) (acetylene)  
569-590 (green cover) (oxygen)

### WINGFOOT® WELDING GRADE RM

ID		NOM. OD		MAX. WP		WEIGHT	
in.	mm.	in.	mm.	psi	Mpa	lb./ft.	kg./m.
3/16	4.8	0.44	11.1	200	1.38	0.08	0.12
1/4	6.4	0.53	13.5	200	1.38	0.10	0.15
5/16	7.9	0.60	15.1	200	1.38	0.12	0.18
3/8	9.5	0.66	16.7	200	1.38	0.13	0.19
1/2	12.7	0.88	22.2	200	1.38	0.27	0.40

Note: For Welding Hose Precautions, see Appendix C.

AIR &  
MULTIPURPOSE  
General Purpose  
Heavy Duty  
Push-on

CHEMICAL  
TRANSFER

CLEANING  
EQUIPMENT

FOOD  
Transfer  
Washdown

MARINE

MATERIAL  
HANDLING  
Abrasives  
Bulk Transfer  
Cement & Concrete

MINING

PETROLEUM  
Aircraft Fueling  
Dispensing  
Dock  
Transfer

SPRAY

STEAM

VACUUM

VEYANCE

WATER  
Discharge  
Suction &  
Discharge  
Washdown

WELDING

COUPLING  
SYSTEMS

APPENDIX

# WELDING

AIR &  
MULTIPURPOSE  
*General Purpose  
Heavy Duty  
Push-on*

CHEMICAL  
TRANSFER

CLEANING  
EQUIPMENT

FOOD  
*Transfer  
Washdown*

MARINE

MATERIAL  
HANDLING  
*Abrasives  
Bulk Transfer  
Cement & Concrete*

MINING

PETROLEUM  
*Aircraft Fueling  
Dispensing  
Dock  
Transfer*

SPRAY

STEAM

VACUUM

VEYANCE

WATER  
*Discharge  
Suction &  
Discharge  
Washdown*

WELDING

COUPLING  
SYSTEMS

APPENDIX

## WINGFOOT® WELDING GRADE T



### Product Specifications

**APPLICATION:** For welding service. Meets RMA IP-7 and CGA E-1 standards for Grade T welding hose. Nonconductive.

**CONSTRUCTION**  
**TUBE:** Wingprene® synthetic rubber compound compatible with all common welding fuel gases.

**COVER:** Chemivic™ synthetic rubber ribbed surface

**REINFORCEMENT:** Spiral synthetic yarn

**TEMPERATURE:** -40°F to 120°F (-40°C to 49°C)

**PACKAGING:** 500' reels

**BRANDING:** Example: 1/4" GRADE T FUEL GAS STD DUTY MAX WP 200 PSI MEETS RMA IP-7-2008/CGA E-1  
MADE IN USA GOODYEAR®

**COUPLINGS:** Contact fitting manufacturer for proper fitting recommendation and coupling procedure.

**NON-STOCK/SIZES:** For special production run minimum requirements, see Appendix C.

**ORDER CODES:** 569-619 (red cover) (acetylene or other common welding fuel gas)  
569-620 (green cover) (oxygen)

### WINGFOOT® WELDING GRADE T

ID		NOM. OD		MAX. WP		WEIGHT	
in.	mm.	in.	mm.	psi	Mpa	lb./ft.	kg./m.
3/16	4.8	0.44	11.1	200	1.38	0.08	0.12
1/4	6.4	0.53	13.5	200	1.38	0.10	0.15
5/16	7.9	0.60	15.1	200	1.38	0.12	0.18
3/8	9.5	0.66	16.7	200	1.38	0.14	0.21

Note: For Welding Hose Precautions, see Appendix C.

**GOODYEAR**  
ENGINEERED PRODUCTS



# COUPLING SYSTEMS

## COUPLING SYSTEMS



	Page	Aluminum	Stainless Steel	Brass	Carbon Steel	Steel
Insta-Lock™ Dust Cap	255	Yes	Yes	Yes		
Insta-Lock™ Dust Plug	256	Yes	Yes	Yes		
Insta-Lock™ Gaskets	258					
Insta-Lock™ Interlocking Ferrules	259		Yes		Yes	
Insta-Lock™ Interlocking Stainless Steel Male NPT Hose Stem	254			Yes		
Insta-Lock™ Repair Kits	257		Yes	Yes		
Insta-Lock™ Type A	248	Yes	Yes	Yes		
Insta-Lock™ Type B	249	Yes	Yes	Yes		
Insta-Lock™ Type C	250	Yes	Yes	Yes		
Insta-Lock™ Type D	251	Yes	Yes	Yes		
Insta-Lock™ Type E	252	Yes	Yes	Yes		
Insta-Lock™ Type F	253	Yes	Yes	Yes		
Pressure Washer Fittings	261					Yes
Stainless Steel Crimp Sleeves for Infinity™ and Paladin® Hose	260	Yes	Yes			

AIR &  
MULTIPURPOSE  
General Purpose  
Heavy Duty  
Push-on

CHEMICAL  
TRANSFER

CLEANING  
EQUIPMENT

FOOD  
Transfer  
Washdown

MARINE

MATERIAL  
HANDLING  
Abrasives  
Bulk Transfer  
Cement & Concrete

MINING

PETROLEUM  
Aircraft Fueling  
Dispensing  
Dock  
Transfer

SPRAY

STEAM

VACUUM

VEYANCE

WATER  
Discharge  
Suction &  
Discharge  
Washdown

WELDING

COUPLING  
SYSTEMS

APPENDIX

# COUPLING SYSTEMS

AIR &  
MULTIPURPOSE  
General Purpose  
Heavy Duty  
Push-on

CHEMICAL  
TRANSFER

CLEANING  
EQUIPMENT

FOOD  
Transfer  
Washdown

MARINE

MATERIAL  
HANDLING

Abrasives  
Bulk Transfer  
Cement & Concrete

MINING

PETROLEUM  
Aircraft Fueling  
Dispensing  
Dock  
Transfer

SPRAY

STEAM

VACUUM

VEYANCE

WATER  
Discharge  
Suction &  
Discharge  
Washdown

WELDING

COUPLING  
SYSTEMS

APPENDIX

## INSTA-LOCK™ TYPE A MALE ADAPTER X FEMALE NPT THREAD



### Product Specifications

**APPLICATION:** Type A fitting is commonly threaded onto a pipe, threaded hose end or manifold system, which is connected and disconnected on a regular basis. Insta-Lock™ fittings are designed for liquids and dry bulk. Consult the chemical resistance guide for specific chemical recommendations.

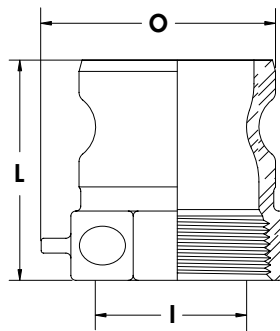
**MATERIALS:** Aluminum, 316# Stainless Steel and Brass

**PRESSURE RATING:** Sizes 1/2"– 2", 250 PSI; sizes 2½"– 4", 150 PSI; sizes 5"– 6", 75 PSI. Recommended working pressure ratings based on ambient temperature (70°F).

**BRANDING:** Example: Goodyear® A200SS

**ORDER CODES:** 650-825 (aluminum)    650-833 (brass)  
650-841 (stainless steel)

### INSTA-LOCK™ TYPE A MALE ADAPTER X FEMALE NPT THREAD



SIZE	ALUMINUM	STAINLESS STEEL	BRASS
1/2	A050AL	A050SS	A050BR
3/4	A075AL	A075SS	A075BR
1	A100AL	A100SS	A100BR
1¼	A125AL	A125SS	A125BR
1½	A150AL	A150SS	A150BR
2	A200AL	A200SS	A200BR
2½	A250AL	A250SS	A250BR
3	A300AL	A300SS	A300BR
4	A400AL	A400SS	A400BR
5	A500AL	A500SS	A500BR
6	A600AL	A600SS	A600BR

SIZE	DISTANCE CHAIN LUG EXTENDS FROM BODY	OVERALL LENGTH (L)	MAXIMUM WIDTH ACROSS ADAPTER (O)	MINIMUM ID (I)
in.	in.	in.	in.	in.
1/2	0.375	1.656	1.500	0.500
3/4	0.375	1.656	1.688	0.781
1	0.375	2.163	1.804	0.875
1¼	0.375	2.437	2.237	1.063
1½	0.375	2.531	2.368	1.375
2	0.375	2.781	2.909	1.750
2½	0.375	3.093	3.585	2.187
3	0.375	3.281	4.009	2.812
4	0.375	3.528	5.257	3.750
5	0.375	3.813	6.438	4.688
6	0.375	3.656	7.688	5.750

Note: Goodyear Engineered Products Insta-Lock Fittings are never to be used in steam or compressed air service.



# COUPLING SYSTEMS

## INSTA-LOCK™ TYPE B FEMALE COUPLER X MALE NPT THREAD



### Product Specifications

**APPLICATION:** Type B fitting is normally threaded onto a pipe or manifold which joins to a rubber hose assembly which is connected and disconnected regularly. Insta-Lock™ fittings are designed for liquids and dry bulk. Consult the chemical resistance guide for specific chemical recommendations.

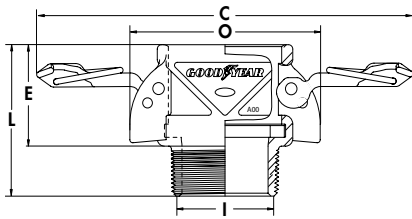
**MATERIALS:** Aluminum, 316# Stainless Steel and Brass

**PRESSURE RATING:** Sizes 1/2"– 2", 250 PSI; sizes 2½"– 4", 150 PSI; sizes 5"– 6", 75 PSI. Recommended working pressure ratings based on ambient temperature (70°F) with Standard Nitrile gaskets.

**BRANDING:** Example: Goodyear® B200SS

**ORDER CODES:** 650-826 (aluminum) 650-842 (stainless steel) 650-834 (brass)

### INSTA-LOCK™ TYPE B FEMALE COUPLER X MALE NPT THREAD



SIZE	ALUMINUM	STAINLESS STEEL	BRASS
1/2	B050AL	B050SS	B050BR
3/4	B075AL	B075SS	B075BR
1	B100AL	B100SS	B100BR
1¼	B125AL	B125SS	B125BR
1½	B150AL	B150SS	B150BR
2	B200AL	B200SS	B200BR
2½	B250AL	B250SS	B250BR
3	B300AL	B300SS	B300BR
4	B400AL	B400SS	B400BR
5	B500AL	B500SS	B500BR
6	B600AL	B600SS	B600BR

SIZE	MAX WIDTH WITH CAM ARMS CLOSED (O)	OVERALL LENGTH (L)	EXPOSED LENGTH (E)	MINIMUM ID (I)	MAX WIDTH WITH CAM ARMS EXTENDED (C)
in.	in.	in.	in.	in.	in.
1/2	2.469	1.906	1.188	0.469	4.969
3/4	2.781	2.031	1.313	0.688	5.261
1	2.920	2.500	1.625	0.875	5.367
1¼	3.510	2.937	2.000	1.063	7.669
1½	3.830	2.937	2.000	1.375	7.967
2	4.210	3.218	2.156	1.750	8.340
2½	4.720	3.718	2.250	2.187	8.837
3	5.680	4.000	2.468	2.812	10.435
4	6.780	4.218	2.593	3.750	11.538
5	7.813	4.406	2.625	4.688	12.571
6	9.344	4.750	2.844	5.750	16.096

Note: Goodyear Engineered Products Insta-Lock Fittings are never to be used in steam or compressed air service. Goodyear Engineered Products Insta-Lock Cam Arms are designed exclusively for Insta-Lock fittings.



AIR &  
MULTIPURPOSE  
General Purpose  
Heavy Duty  
Push-on

CHEMICAL  
TRANSFER

CLEANING  
EQUIPMENT

FOOD  
Transfer  
Washdown

MARINE

MATERIAL  
HANDLING  
Abrasives

Bulk Transfer  
Cement & Concrete

MINING

PETROLEUM  
Aircraft Fueling  
Dispensing  
Dock  
Transfer

SPRAY

STEAM

VACUUM

VEYANCE

WATER  
Discharge  
Suction &  
Discharge  
Washdown

WELDING

COUPLING  
SYSTEMS

APPENDIX

# COUPLING SYSTEMS

AIR &  
MULTIPURPOSE  
General Purpose  
Heavy Duty  
Push-on

CHEMICAL  
TRANSFER

CLEANING  
EQUIPMENT

FOOD  
Transfer  
Washdown

MARINE

MATERIAL  
HANDLING

Abrasives  
Bulk Transfer  
Cement & Concrete

MINING

PETROLEUM  
Aircraft Fueling  
Dispensing  
Dock  
Transfer

SPRAY

STEAM

VACUUM

VEYANCE

WATER  
Discharge  
Suction &  
Discharge  
Washdown

WELDING

COUPLING  
SYSTEMS

APPENDIX

## INSTA-LOCK™ TYPE C FEMALE COUPLER X HOSE SHANK



### Product Specifications

**APPLICATION:** Type C fitting can be attached to a rubber hose with the use of interlocking ferrules, crimp sleeves, or bands. Insta-Lock™ fittings are designed for liquids and dry bulk. Consult the chemical resistance guide for specific chemical recommendations.

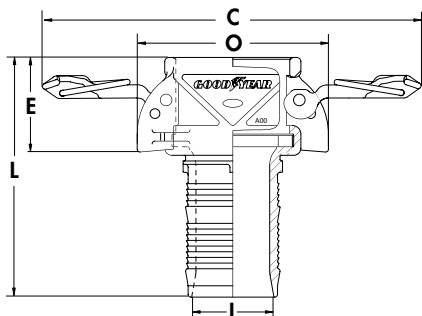
**MATERIALS:** Aluminum, 316# Stainless Steel and Brass

**PRESSURE RATING:** Sizes 1/2"– 2", 250 PSI; sizes 2½"– 4", 150 PSI; sizes 5"– 6", 75 PSI. Recommended working pressure ratings based on ambient temperature (70°F) with Standard Nitrile gaskets.

**BRANDING:** Example: Goodyear® C200SS

**ORDER CODES:** 650-827 (aluminum)                      650-835 (brass)  
650-843 (stainless steel)

### INSTA-LOCK™ TYPE C FEMALE COUPLER x HOSE SHANK



SIZE	ALUMINUM	STAINLESS STEEL	BRASS
1/2	C050AL	C050SS	C050BR
3/4	C075AL	C075SS	C075BR
1	C100AL	C100SS	C100BR
1¼	C125AL	C125SS	C125BR
1½	C150AL	C150SS	C150BR
2	C200AL	C200SS	C200BR
2½	C250AL	C250SS	C250BR
3	C300AL	C300SS	C300BR
4	C400AL	C400SS	C400BR
5	C500AL	C500SS	C500BR
6	C600AL	C600SS	C600BR

SIZE	MAX WIDTH WITH CAM ARMS CLOSED (O)	OVERALL LENGTH (L)	EXPOSED LENGTH (E)	MINIMUM ID (I)	MAX WIDTH WITH CAM ARMS EXTENDED (C)
in.	in.	in.	in.	in.	in.
1/2	2.469	3.063	1.188	0.260	4.969
3/4	2.781	3.656	1.313	0.490	5.261
1	2.920	4.250	1.975	0.718	5.367
1¼	3.510	4.625	2.350	0.906	7.669
1½	3.830	4.750	2.370	1.156	7.967
2	4.210	5.281	2.531	1.625	8.340
2½	4.720	5.750	2.625	2.093	8.837
3	5.680	6.840	2.849	2.560	10.435
4	6.780	7.218	2.994	3.468	11.538
5	7.813	7.563	2.625	4.469	12.571
6	9.344	8.969	2.844	5.469	16.096

Note: Goodyear Engineered Products Insta-Lock Fittings are never to be used in steam or compressed air service. Goodyear Engineered Products Insta-Lock Cam Arms are designed exclusively for Insta-Lock fittings.



# COUPLING SYSTEMS

## INSTA-LOCK™ TYPE D FEMALE COUPLER X FEMALE NPT THREAD



### Product Specifications

**APPLICATION:** Type D fitting is commonly threaded onto a pipe, threaded hose end, or manifold system, which is connected and disconnected on a regular basis. Insta-Lock™ fittings are designed for liquids and dry bulk. Consult the chemical resistance guide for specific chemical recommendations.

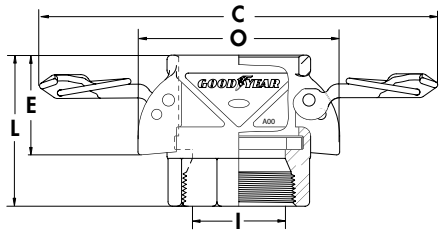
**MATERIALS:** Aluminum, 316# Stainless Steel and Brass

**PRESSURE RATING:** Sizes 1"–2", 250 PSI; sizes 2½"–4", 150 PSI; sizes 5"–6", 75 PSI. Recommended working pressure ratings based on ambient temperature (70°F) with Standard Nitrile gaskets.

**BRANDING:** Example: Goodyear® D200SS

**ORDER CODES:** 650-828 (aluminum)                      650-836 (brass)  
650-844 (stainless steel)

### INSTA-LOCK™ TYPE D FEMALE COUPLER x FEMALE NPT THREAD



SIZE	ALUMINUM	STAINLESS STEEL	BRASS
1/2	D050AL	D050SS	D050BR
3/4	D075AL	D075SS	D075BR
1	D100AL	D100SS	D100BR
1¼	D125AL	D125SS	D125BR
1½	D150AL	D150SS	D150BR
2	D200AL	D200SS	D200BR
2½	D250AL	D250SS	D250BR
3	D300AL	D300SS	D300BR
4	D400AL	D400SS	D400BR
5	D500AL	D500SS	D500BR
6	D600AL	D600SS	D600BR

SIZE	MAX WIDTH WITH CAM ARMS CLOSED (O)	OVERALL LENGTH (L)	EXPOSED LENGTH (E)	MINIMUM ID (I)	MAX WIDTH WITH CAM ARMS EXTENDED (C)
in.	in.	in.	in.	in.	in.
1/2	2.469	1.813	1.188	0.656	4.969
3/4	2.781	2.063	1.313	0.813	5.261
1	2.920	2.375	1.975	1.000	5.367
1¼	3.510	2.687	2.350	1.300	7.669
1½	3.830	2.843	2.370	1.560	7.967
2	4.210	3.156	2.531	1.937	8.340
2½	4.720	3.437	2.625	2.312	8.837
3	5.680	3.718	2.849	2.937	10.435
4	6.780	4.030	2.994	3.750	11.538
5	7.813	4.313	2.563	4.688	12.571
6	9.344	4.513	2.719	5.750	16.096

Note: Goodyear Engineered Products Insta-Lock Fittings are never to be used in steam or compressed air service. Goodyear Engineered Products Insta-Lock Cam Arms are designed exclusively for Insta-Lock fittings.



AIR &  
MULTIPURPOSE  
General Purpose  
Heavy Duty  
Push-on

CHEMICAL  
TRANSFER

CLEANING  
EQUIPMENT

FOOD  
Transfer  
Washdown

MARINE

MATERIAL  
HANDLING  
Abrasives

Bulk Transfer  
Cement & Concrete

MINING

PETROLEUM  
Aircraft Fueling  
Dispensing  
Dock  
Transfer

SPRAY

STEAM

VACUUM

VEYANCE

WATER  
Discharge  
Suction &  
Discharge  
Washdown

WELDING

COUPLING  
SYSTEMS

APPENDIX

# COUPLING SYSTEMS

AIR &  
MULTIPURPOSE  
General Purpose  
Heavy Duty  
Push-on

CHEMICAL  
TRANSFER

CLEANING  
EQUIPMENT

FOOD  
Transfer  
Washdown

MARINE

MATERIAL  
HANDLING

Abrasives  
Bulk Transfer  
Cement & Concrete

MINING

PETROLEUM  
Aircraft Fueling  
Dispensing  
Dock  
Transfer

SPRAY

STEAM

VACUUM

VEYANCE

WATER  
Discharge  
Suction &  
Discharge  
Washdown

WELDING

COUPLING  
SYSTEMS

APPENDIX

## INSTA-LOCK™ TYPE E MALE ADAPTER X HOSE SHANK



### Product Specifications

**APPLICATION:** Type E fitting can be attached to a rubber hose with the use of interlocking ferrules, crimp sleeve and bands. Insta-Lock™ fittings are designed for liquids and dry bulk. Consult the chemical resistance guide for specific chemical recommendations.

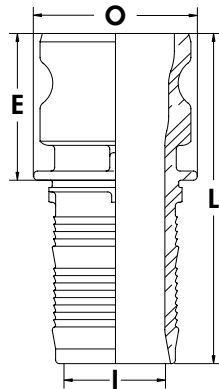
**MATERIALS:** Aluminum, 316# Stainless Steel and Brass

**PRESSURE RATING:** Sizes 1"–2", 250 PSI; sizes 2½"–4", 150 PSI; sizes 5"–6", 75 PSI. Recommended working pressure ratings based on ambient temperature (70°F).

**BRANDING:** Example: Goodyear® E200SS

**ORDER CODES:** 650-829 (aluminum)                      650-837 (brass)  
650-845 (stainless steel)

### INSTA-LOCK™ TYPE E MALE ADAPTER X HOSE SHANK



SIZE	ALUMINUM	STAINLESS STEEL	BRASS
1/2	E050AL	E050SS	E050BR
3/4	E075AL	E075SS	E075BR
1	E100AL	E100SS	E100BR
1¼	E125AL	E125SS	E125BR
1½	E150AL	E150SS	E150BR
2	E200AL	E200SS	E200BR
2½	E250AL	E250SS	E250BR
3	E300AL	E300SS	E300BR
4	E400AL	E400SS	E400BR
5	E500AL	E500SS	E500BR
6	E600AL	E600SS	E600BR

SIZE	MAXIMUM OD (O)	OVERALL LENGTH (L)	EXPOSED LENGTH (E)	MINIMUM ID (I)
in.	in.	in.	in.	in.
1/2	1.188	3.500	1.625	0.260
3/4	1.262	3.969	1.625	0.490
1	1.625	4.569	1.944	0.718
1¼	2.000	4.812	2.187	0.906
1½	2.312	5.000	2.250	1.156
2	2.687	5.625	2.500	1.625
2½	3.062	6.187	2.687	2.093
3	3.781	7.125	2.750	2.562
4	4.875	7.434	2.809	3.468
5	6.563	7.844	2.906	4.469
6	7.125	9.188	3.063	5.469

Note: Goodyear Engineered Products Insta-Lock Fittings are never to be used in steam or compressed air service.



# COUPLING SYSTEMS

## INSTA-LOCK™ TYPE F MALE ADAPTER X MALE NPT THREAD



### Product Specifications

**APPLICATION:** Type F fitting is normally threaded into pipe or manifold connections and mated with Part C, Part B, or Part D. Used in applications that require frequent connections. Insta-Lock™ fittings are designed for liquids and dry bulk. Consult the chemical resistance guide for specific chemical recommendations.

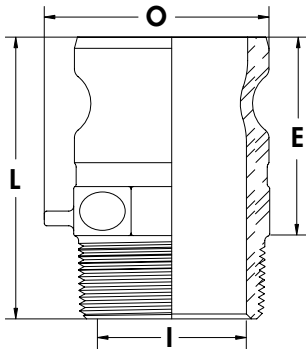
**MATERIALS:** Aluminum, 316# Stainless Steel and Brass

**PRESSURE RATING:** Sizes 1/2"– 2", 250 PSI; sizes 2½"– 4", 150 PSI; sizes 5"– 6", 75 PSI. Recommended working pressure ratings based on ambient temperature (70°F).

**BRANDING:** Example: Goodyear® F200SS

**ORDER CODES:** 650-830 (aluminum)                      650-838 (brass)  
650-846 (stainless steel)

### INSTA-LOCK™ TYPE F MALE ADAPTER X MALE NPT THREAD



SIZE	ALUMINUM	STAINLESS STEEL	BRASS
1/2	F050AL	F050SS	F050BR
3/4	F075AL	F075SS	F075BR
1	F100AL	F100SS	F100BR
1¼	F125AL	F125SS	F125BR
1½	F150AL	F150SS	F150BR
2	F200AL	F200SS	F200BR
2½	F250AL	F250SS	F250BR
3	F300AL	F300SS	F300BR
4	F400AL	F400SS	F400BR
5	F500AL	F500SS	F500BR
6	F600AL	F600SS	F600BR

SIZE	MAXIMUM WIDTH ACROSS ADAPTER (O)	OVERALL LENGTH (L)	EXPOSED LENGTH (E)	MINIMUM ID (I)	DISTANCE CHAIN LUG EXTENDS FROM BOD (C)
in.	in.	in.	in.	in.	in.
1/2	1.150	2.250	1.531	0.469	0.375
3/4	1.688	2.375	1.656	0.688	0.375
1	1.730	2.819	2.038	0.875	0.375
1¼	2.130	3.156	2.279	1.187	0.375
1½	2.300	3.222	2.347	1.437	0.375
2	2.909	3.593	2.596	1.750	0.375
2½	3.281	4.218	2.812	2.187	0.375
3	3.844	4.343	2.875	2.812	0.375
4	4.994	4.746	3.184	3.734	0.375
5	6.188	4.906	3.125	4.688	0.375
6	7.500	5.219	3.313	5.750	0.375

Note: Goodyear Engineered Products Insta-Lock Fittings are never to be used in steam or compressed air service. Goodyear Engineered Products Insta-Lock Cam Arms are designed exclusively for Insta-Lock fittings.



AIR &  
MULTIPURPOSE  
General Purpose  
Heavy Duty  
Push-on

CHEMICAL  
TRANSFER

CLEANING  
EQUIPMENT

FOOD  
Transfer  
Washdown

MARINE

MATERIAL  
HANDLING  
Abrasives

Bulk Transfer  
Cement & Concrete

MINING

PETROLEUM  
Aircraft Fueling  
Dispensing  
Dock  
Transfer

SPRAY

STEAM

VACUUM

VEYANCE

WATER  
Discharge  
Suction &  
Discharge  
Washdown

WELDING

COUPLING  
SYSTEMS

APPENDIX



# COUPLING SYSTEMS

AIR &  
MULTIPURPOSE  
*General Purpose  
Heavy Duty  
Push-on*

CHEMICAL  
TRANSFER

CLEANING  
EQUIPMENT

FOOD  
*Transfer  
Washdown*

MARINE

MATERIAL  
HANDLING  
*Abrasives  
Bulk Transfer  
Cement & Concrete*

MINING

PETROLEUM  
*Aircraft Fueling  
Dispensing  
Dock  
Transfer*

SPRAY

STEAM

VACUUM

VEYANCE

WATER  
*Discharge  
Suction &  
Discharge  
Washdown*

WELDING

COUPLING  
SYSTEMS

APPENDIX

## INSTA-LOCK™ INTERLOCKING STAINLESS STEEL MALE NPT HOSE STEM



### Product Specifications

**APPLICATION:** Interlocking Stainless Steel Male NPT Hose Stem fittings are designed to be attached to a rubber hose with the use of a Goodyear Engineered Products Insta-Lock™ Ferrule. Consult the chemical resistance guide for specific chemical resistance recommendations.

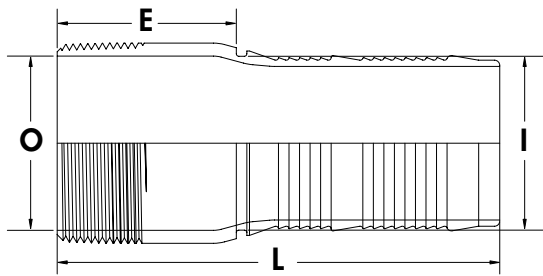
**MATERIALS:** 316# Stainless Steel

**PRESSURE RATING:** Sizes 1" to 2" 250 PSI, 2½" to 4" 150 PSI. Recommended working pressure ratings based on ambient temperature (70°F)

**BRANDING:** Example: Goodyear® GTM200SS

**ORDER CODES:** 604-824 (stainless steel)

### INSTA-LOCK™ INTERLOCKING STAINLESS STEEL MALE NPT HOSE STEM



SIZE	STAINLESS STEEL
1	GTM100SS
1¼	GTM125SS
1½	GTM150SS
2	GTM200SS
2½	GTM250SS
3	GTM300SS
4	GTM400SS

SIZE	MAXIMUM O.D. (O)	OVERALL LENGTH (L)	EXPOSED LENGTH (E)	MINIMUM ID (I)
in.	in.	in.	in.	in.
1	1.315	4.375	1.750	0.830
1¼	1.660	4.500	1.875	1.130
1½	1.900	4.750	2.000	1.360
2	2.375	5.250	2.125	1.820
2½	2.875	6.125	2.625	2.240
3	3.500	7.000	2.625	2.730
4	4.500	7.625	3.000	3.710

Note: Goodyear Engineered Products Insta-Lock Fittings are never to be used in steam or compressed air service.



# COUPLING SYSTEMS

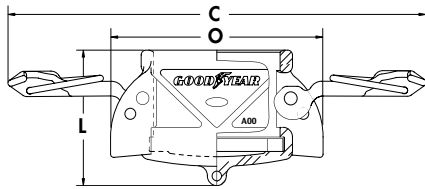
## INSTA-LOCK™ DUST CAP



### Product Specifications

- APPLICATION:** Dust cap is used to seal the pipe system and hose assemblies during non-use or transfer of assembly. Mating parts are the Part A, Part E, and Part F.
- MATERIALS:** Aluminum, 316# Stainless Steel and Brass (standard Nitrile gasket)
- BRANDING:** Example: Goodyear® DC200SS
- ORDER CODES:** 650-831 (aluminum) 650-839 (brass)  
650-847 (stainless steel)

### INSTA-LOCK™ DUST CAP



SIZE	ALUMINUM	STAINLESS STEEL	BRASS
1/2	DC050AL	DC050SS	DC050BR
3/4	DC075AL	DC075SS	DC075BR
1	DC100AL	DC100SS	DC100BR
1¼	DC125AL	DC125SS	DC125BR
1½	DC150AL	DC150SS	DC150BR
2	DC200AL	DC200SS	DC200BR
2½	DC250AL	DC250SS	DC250BR
3	DC300AL	DC300SS	DC300BR
4	DC400AL	DC400SS	DC400BR
5	DC500AL	DC500SS	DC500BR
6	DC600AL	DC600SS	DC600BR

SIZE	MAX WIDTH WITH CAM ARMS CLOSED (O)	OVERALL LENGTH (L)	OD WITH CAM ARMS EXTENDED (C)	DISTANCE CHAIN LUG EXTENDS FROM BODY
in.	in.	in.	in.	in.
1/2	2.469	1.625	4.969	0.375
3/4	2.781	1.625	5.261	0.375
1	2.920	2.086	5.367	0.375
1¼	3.510	2.360	7.669	0.375
1½	3.830	2.400	7.967	0.375
2	4.210	2.633	8.340	0.375
2½	4.720	2.786	8.837	0.375
3	5.680	2.957	10.435	0.375
4	6.780	3.134	11.538	0.375
5	7.813	3.219	12.571	0.375
6	9.344	3.500	16.096	0.375

Note: Goodyear Engineered Products Insta-Lock Fittings are never to be used in steam or compressed air service. Goodyear Engineered Products Insta-Lock Cam Arms are designed exclusively for Insta-Lock fittings.

Warning: Dust Caps and Dust Plugs are not to be used in pressure applications for safety and environmental reasons.



AIR &  
MULTIPURPOSE  
General Purpose  
Heavy Duty  
Push-on

CHEMICAL  
TRANSFER

CLEANING  
EQUIPMENT

FOOD  
Transfer  
Washdown

MARINE

MATERIAL  
HANDLING  
Abrasives  
Bulk Transfer  
Cement & Concrete

MINING

PETROLEUM  
Aircraft Fueling  
Dispensing  
Dock  
Transfer

SPRAY

STEAM

VACUUM

VEYANCE

WATER  
Discharge  
Suction &  
Discharge  
Washdown

WELDING

COUPLING  
SYSTEMS

APPENDIX

# COUPLING SYSTEMS

AIR &  
MULTIPURPOSE  
General Purpose  
Heavy Duty  
Push-on

CHEMICAL  
TRANSFER

CLEANING  
EQUIPMENT

FOOD  
Transfer  
Washdown

MARINE

MATERIAL  
HANDLING  
Abrasives  
Bulk Transfer  
Cement & Concrete

MINING

PETROLEUM  
Aircraft Fueling  
Dispensing  
Dock  
Transfer

SPRAY

STEAM

VACUUM

VEYANCE

WATER  
Discharge  
Suction &  
Discharge  
Washdown

WELDING

COUPLING  
SYSTEMS

APPENDIX

## INSTA-LOCK™ DUST PLUG



### Product Specifications

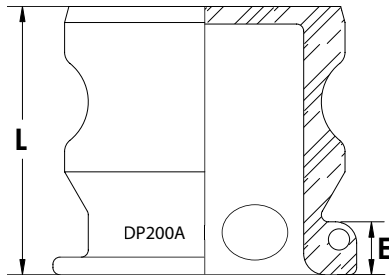
**APPLICATION:** Dust plug is used to seal the pipe system and hose assemblies during non-use or transfer of assembly. Mating parts are the Part C, Part B, and Part D.

**MATERIALS:** Aluminum, 316# Stainless Steel and Brass

**BRANDING:** Example: Goodyear® DP200SS

**ORDER CODES:** 650-832 (aluminum)                      650-840 (brass)  
650-848 (stainless steel)

### INSTA-LOCK™ DUST PLUG



SIZE	ALUMINUM	STAINLESS STEEL	BRASS
1/2	DP050AL	DP050SS	DP050BR
3/4	DP075AL	DP075SS	DP075BR
1	DP100AL	DP100SS	DP100BR
1¼	DP125AL	DP125SS	DP125BR
1½	DP150AL	DP150SS	DP150BR
2	DP200AL	DP200SS	DP200BR
2½	DP250AL	DP250SS	DP250BR
3	DP300AL	DP300SS	DP300BR
4	DP400AL	DP400SS	DP400BR
5	DP500AL	DP500SS	DP500BR
6	DP600AL	DP600SS	DP600BR

SIZE	OVERALL LENGTH (L)	EXPOSED LENGTH (E)
in.	in.	in.
1/2	1.531	0.500
3/4	1.563	0.500
1	1.843	0.469
1¼	2.125	0.469
1½	2.156	0.469
2	2.375	0.469
2½	2.437	0.469
3	2.500	0.469
4	2.559	0.469
5	2.594	0.469
6	2.781	0.469


Note: Goodyear Engineered Products Fittings are never to be used in steam or compressed air service.

Warning: Dust Caps and Dust Plugs are not to be used in pressure applications for safety and environmental reasons.



# COUPLING SYSTEMS

## INSTA-LOCK™ REPAIR KITS



### Product Specifications

**APPLICATION:** 316# Stainless Steel and Brass

**MATERIALS:** 1 handle, 1 finger ring, 1 pin

**ORDER CODES:** 605-855 (stainless steel)      605-856 (brass)

**PART NUMBER SYSTEM:** First 3 digits = Size  
 S = Stainless Steel  
 B = Brass  
 G = Goodyear Insta-Lock Handle  
 M = Music Wire Ring  
 P = Pin

### INSTA-LOCK™ REPAIR KITS

SIZE	STAINLESS STEEL HANDLES	BRASS HANDLES
in.	in.	in.
1/2	050SGMP	050BGMP
3/4	100SGMP	100BGMP
1	100SGMP	100BGMP
1¼	125SGMP	125BGMP
1½	150SGMP	150BGMP
2	200SGMP	200BGMP
2½	250SGMP	250BGMP
3	300SGMP	300BGMP
4	300SGMP	300BGMP
5	300SGMP	300BGMP
6	600SGMP	600BGMP

AIR &  
 MULTIPURPOSE  
*General Purpose*  
*Heavy Duty*  
*Push-on*

CHEMICAL  
 TRANSFER

CLEANING  
 EQUIPMENT

FOOD  
*Transfer*  
*Washdown*

MARINE

MATERIAL  
 HANDLING  
*Abrasives*  
*Bulk Transfer*  
*Cement & Concrete*

MINING

PETROLEUM  
*Aircraft Fueling*  
*Dispensing*  
*Dock*  
*Transfer*

SPRAY

STEAM

VACUUM

VEYANCE

WATER  
*Discharge*  
*Suction &*  
*Discharge*  
*Washdown*

WELDING

COUPLING  
 SYSTEMS

APPENDIX



# COUPLING SYSTEMS

AIR &  
MULTIPURPOSE  
General Purpose  
Heavy Duty  
Push-on

CHEMICAL  
TRANSFER

CLEANING  
EQUIPMENT

FOOD  
Transfer  
Washdown

MARINE

MATERIAL  
HANDLING  
Abrasives  
Bulk Transfer  
Cement & Concrete

MINING

PETROLEUM  
Aircraft Fueling  
Dispensing  
Dock  
Transfer

SPRAY

STEAM

VACUUM

VEYANCE

WATER  
Discharge  
Suction &  
Discharge  
Washdown

WELDING

COUPLING  
SYSTEMS

APPENDIX

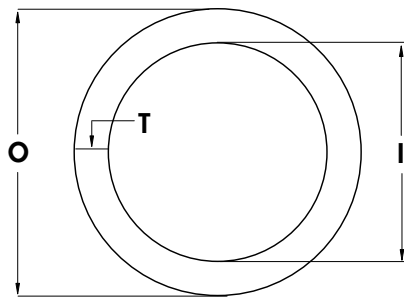
## INSTA-LOCK™ GASKETS



### Product Specifications

<b>MATERIALS:</b>	Nitrile, Viton, Teflon Encapsulated Viton, White Neoprene, Neoprene, Silicone		
<b>ORDER CODES:</b>	650-849 (Nitrile) 650-852 (White Neoprene)	650-850 (Viton®) 650-853 (Neoprene)	650-851 (Teflon®) 650-854 (Silicone)
<b>PART NUMBER SYSTEM:</b>	G = Gasket First 3 digits = Size of Gasket Letters = Gasket Material Code		

### INSTA-LOCK™ GASKETS



Size	OD (O)	ID (I)	THICKNESS (T)
1/2	1.031	0.688	0.156
3/4	1.375	0.875	0.218
1	1.563	1.062	0.250
1¼	1.938	1.359	0.250
1½	2.188	1.625	0.250
2	2.625	2.000	0.250
2½	3.125	2.375	0.250
3	3.719	3.000	0.250
4	4.875	4.000	0.250
5	5.906	4.875	0.250
6	7.063	6.000	0.250

SIZE	NITRILE	VITON	TEFLON ENCAPSULATED VITON	WHITE NEOPRENE	NEOPRENE	SILICONE
in.	in.	in.	in.	in.	in.	in.
1/2	G050BN	G050VT	G050TE	G050WN	G050NE	G050SL
3/4	G075BN	G075VT	G075TE	G075WN	G075NE	G075SL
1	G100BN	G100VT	G100TE	G100WN	G100NE	G100SL
1¼	G125BN	G125VT	G125TE	G125WN	G125NE	G125SL
1½	G150BN	G150VT	G150TE	G150WN	G150NE	G150SL
2	G200BN	G200VT	G200TE	G200WN	G200NE	G200SL
2½	G250BN	G250VT	G250TE	G250WN	G250NE	G250SL
3	G300BN	G300VT	G300TE	G300WN	G300NE	G300SL
4	G400BN	G400VT	G400TE	G400WN	G400NE	G400SL
5	G500BN	G500VT	G500TE	G500WN	G500NE	G500SL
6	G600BN	G600VT	G600TE	G600WN	G600NE	G600SL

Nitrile = BN; Black  
Teflon = TE; White/Black with yellow stripe

Neoprene = NE; Black with red stripe  
Viton = VT; Black with yellow stripe

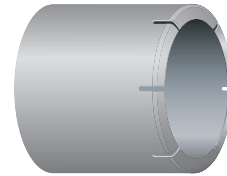
White Neoprene = WN; White  
Silicone = SL; Red

® Viton is a registered trademark of DuPont Dow Elastomers L.L.C.  
® Teflon is a registered trademark of E.I. du Pont de Nemours and Company.



# COUPLING SYSTEMS

## INSTA-LOCK™ INTERLOCKING FERRULES



### Product Specifications

**MATERIALS:** 304# Stainless Steel  
Plated Carbon Steel

**PART NUMBER SYSTEM:** FRSS200244 or FRCS200244  
FR = Ferrule; SS = Stainless Steel; CS = Plated Carbon Steel  
First 3 digits = Inside Diameter of Hose  
Fourth digit = Inside Diameter of Ferrule in inches.  
Fifth & Sixth digits = Inside Diameter of Ferrule in 64ths of an inch.

### INSTA-LOCK™ INTERLOCKING FERRULES

STAINLESS STEEL				PLATED CARBON STEEL			
1"	FRSS100124	2"	FRSS200232	3"	FRSS300332	1½"	FRCS150208
	FRSS100128		FRSS200236		FRSS300336		FRCS150212
	FRSS100132		FRSS200240		FRSS300340		FRCS150216
	FRSS100136		FRSS200244		FRSS300344		
	FRSS100140		FRSS200248		FRSS300348	2"	FRCS200232
			FRSS200252		FRSS300352		FRCS200236
1¼"	FRSS125144		FRSS200256		FRSS300356		FRCS200240
	FRSS125148		FRSS200260		FRSS300360		FRCS200244
	FRSS125152				FRSS300400		FRCS200248
	FRSS125156	2½"	FRSS250256		FRSS300404		
			FRSS250260			3"	FRCS300336
1½"	FRSS150156		FRSS250300	4"	FRSS400436		FRCS300340
	FRSS150160		FRSS250304		FRSS400440		FRCS300344
	FRSS150200		FRSS250308		FRSS400444		FRCS300348
	FRSS150204		FRSS250312		FRSS400448		
	FRSS150208		FRSS250316		FRSS400452	4"	FRCS400444
	FRSS150212		FRSS250320		FRSS400456		FRCS400448
	FRSS150216		FRSS250324		FRSS400460		FRCS400452
	FRSS150220				FRSS400500		
					FRSS400504		

AIR &  
MULTIPURPOSE  
General Purpose  
Heavy Duty  
Push-on

CHEMICAL  
TRANSFER

CLEANING  
EQUIPMENT

FOOD  
Transfer  
Washdown

MARINE

MATERIAL  
HANDLING  
Abrasives  
Bulk Transfer  
Cement & Concrete

MINING

PETROLEUM  
Aircraft Fueling  
Dispensing

Dock  
Transfer

SPRAY

STEAM

VACUUM

VEYANCE

WATER  
Discharge  
Suction &  
Discharge  
Washdown

WELDING

COUPLING  
SYSTEMS

APPENDIX

# COUPLING SYSTEMS

AIR &  
MULTIPURPOSE  
*General Purpose*  
*Heavy Duty*  
*Push-on*

CHEMICAL  
TRANSFER

CLEANING  
EQUIPMENT

FOOD  
*Transfer*  
*Washdown*

MARINE

MATERIAL  
HANDLING  
*Abrasives*  
*Bulk Transfer*  
*Cement & Concrete*

MINING

PETROLEUM  
*Aircraft Fueling*  
*Dispensing*  
*Dock*  
*Transfer*

SPRAY

STEAM

VACUUM

VEYANCE


WATER  
*Discharge*  
*Suction &*  
*Discharge*  
*Washdown*

WELDING

COUPLING  
SYSTEMS

APPENDIX

## STAINLESS STEEL & ALUMINUM CRIMP SLEEVES FOR INFINITY™/PALADIN® HOSES



### Product Specifications

**MATERIALS:** 304# Stainless Steel      Aluminum

**PART NUMBER SYSTEM:** CSSS300400  
 CS = Crimp Sleeves      SS = Stainless Steel      SAL = Aluminum  
 First 3 digits = Inside Diameter of Hose  
 Fourth digit = Inside Diameter of Sleeve in inches.  
 Fifth & Sixth digits = Inside Diameter of Sleeve in 64ths of an inch.

### INFINITY™ AND PALADIN™ CRIMP SLEEVES

SIZE	STAINLESS STEEL	ALUMINUM
in.	part number	part number
2	CSSS200300	SAL200260
3	CSSS300400	SAL300360
4	CSSS400500	SAL400460

# COUPLING SYSTEMS

## PRESSURE WASHER FITTINGS



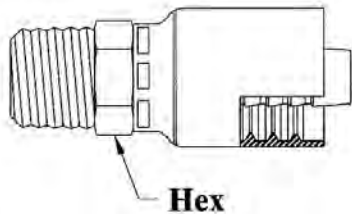
### Product Specifications

**APPLICATION:** 1/4" and 3/8" bite to wire pressure washer fittings. Only for use with the following Goodyear Engineered Products pressure washer hose specs: Fortress® 3000, Neptune™ 3000, Neptune™ 4001-R, Neptune™ 4500, Gauntlet® 3000, Gauntlet® 4500, Spectra® 3000, Galvanator 3000 and Neptune™ 6000.

**MATERIALS:** Steel, yellow zinc diachromate finish

**BRANDING:** Non-branded

### NPTF MALE SOLID



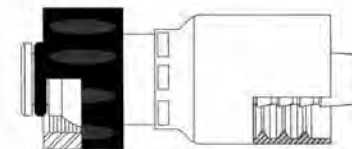
ORDER CODE	HOSE SIZE (in.)	THREAD SIZE (in.)
539-173-538-24000	1/4	1/4-18
539-173-538-22800	3/8	3/8-18F250BR

### NPTF MALE SWIVEL



ORDER CODE	HOSE SIZE (in.)	THREAD SIZE (in.)
539-173-538-23600	1/4	1/4-18
539-173-538-22900	3/8	3/8-18

### 22MM POWER WASH



ORDER CODE	HOSE SIZE (in.)	THREAD SIZE (mm.)
539-173-538-23800	3/8	22 x 1.5

AIR &  
MULTIPURPOSE  
General Purpose  
Heavy Duty  
Push-on

CHEMICAL  
TRANSFER

CLEANING  
EQUIPMENT

FOOD  
Transfer  
Washdown

MARINE

MATERIAL  
HANDLING  
Abrasives  
Bulk Transfer  
Cement & Concrete

MINING

PETROLEUM  
Aircraft Fueling  
Dispensing  
Dock  
Transfer

SPRAY

STEAM

VACUUM

VEYANCE

WATER  
Discharge  
Suction &  
Discharge  
Washdown

WELDING

COUPLING  
SYSTEMS

APPENDIX

# APPENDIX A

## ADDITIONAL PRODUCTS

### ADDITIONAL NON-STOCK SPECIFICATIONS

ORDER CODE	HOSE DESCRIPTION	APPLICATION
		<b>Air &amp; Multipurpose</b>
549-406	Plicord Green EC Air	400 psi wrapped finish Green Air hose, Class B Nitrile tube, Green SBR Class C cover
549-153	Ortac II	200 psi air hose, Class A Nitrile static dissipating tube, Red Class B cover
549-007	Plicord Air Yellow	300 psi air hose, Class C non conductive tube, Yellow Class C cover
549-260	Plicord Rock Drill	400-500 psi air hose, Class C tube, Blue with Yellow stripe Class C cover
563-599	Ultradraid Air	400 psi air hose, Class C tube, Class C
536-600		nonconductive MSHA cover in Green or Yellow
539-158	Ultradraid Bull Hose	500 psi air hose, Class C tube, Yellow Class C cover
536-589	Ultradraid HD Plus	400 psi air hose, Class A Nitrile tube
536-598		Class A Yellow or Green MSHA cover
539-156	Ultradraid Supreme	1000 psi air hose, Class A Nitrile tube, Class A
539-157		Yellow or Blue high abrasion resistant MSHA cover
		<b>Chemical</b>
549-014	Brown Chem-Acid Discharge	Chemrin tube, versatile chemical discharge hose capable of handling a wide variety of industrial chemicals
546-014	Fabchem ARC	Pliosyn tube, Fabchem with a ARC (Abrasion-Resistant Cover) for a wide variety of industrial chemicals
546-011	Gray Chem-Acid Discharge	Weatherex tube, versatile chemical discharge hose capable of handling a wide variety of industrial chemicals
546-067	Gray Flexwing	Weatherex tube, versatile chemical transfer hose capable of handling a wide variety of industrial chemicals
546-064	Yellow Flexwing	Hysunite tube, versatile chemical transfer hose capable of handling a wide variety of industrial chemicals
546-010	Yellow Chem-Acid Discharge	Hysunite tube, versatile chemical discharge hose capable of handling a wide variety of industrial chemicals
		<b>Cleaning Equipment</b>
539-132	Neptune 2250	Pressure washer service application
539-141	Neptune 3600	Pressure washer service application
		<b>Food</b>
549-147	White Flextra	Lightweight, flexible hose for transferring oily and nonoily edibles under pressure on tank truck or in-plant service
549-150	White Softwall	Discharge transfer of dry or liquid foods having either oily or nonoily bases
		<b>Marine</b>
586-454	Spiraflex Marine Bilge	PVC hose for drain, vanity, and scooper lines
586-447	Spiraflex Marine Livewell	PVC hose for head intake, discharge, and pump out service
586-439	Spiraflex Marine Sanitation FDA	PVC hose for potable water transfer
586-451	Spiraflex Marine Vacuum	PVC hose for bilge pumps or holding tank pump out service
586-444	Spiraflex Marine Vacuum FDA	PVC hose for potable water transfer
		<b>Material Handling</b>
549-946	Concrete Vibrator Hose	Reinforced rubber sleeve for concrete vibrator
541-262	Clam Jetting	Softwall hose for underwater jetting and collection of clams
549-859	Blast Hole Slurry/Dewatering	Hardwall hose for filling blast hole with explosive

AIR &  
MULTIPURPOSE  
General Purpose  
Heavy Duty  
Push-on

CHEMICAL  
TRANSFER

CLEANING  
EQUIPMENT

FOOD  
Transfer  
Washdown

MARINE

MATERIAL  
HANDLING

Abrasives  
Bulk Transfer  
Cement & Concrete

MINING

PETROLEUM  
Aircraft Fueling  
Dispensing  
Dock  
Transfer

SPRAY

STEAM

VACUUM

VEYANCE

WATER  
Discharge  
Suction &  
Discharge  
Washdown

WELDING

COUPLING  
SYSTEMS

APPENDIX





# APPENDIX A

## ADDITIONAL PRODUCTS

### ADDITIONAL NON-STOCK SPECIFICATIONS

ORDER CODE	HOSE DESCRIPTION	APPLICATION
		<b>Material Handling (continued)</b>
541-814	Plicord Hydrovator Red S&D	Corrugated Plioflex cover and red natural rubber tube provide good flexibility, durability and outstanding abrasion and tear resistance.
549-337	Liquid Mud Hose	Transfer Drilling Mud
549-706	Refractory Hose, 2 Plies	Refractory hose with static dissipating tube
549-863	Gunite, 4 Plies	Sand cement gunning application with static dissipation tube
586-479	Mulchblower	PVC hose for transfer of mulch products
586-477	Barkblower	PVC heavy-duty hose for transfer of wood chips
Cust Serv	Air Seeder	PVC hose for agricultural seeding applications
		<b>Mining</b>
549-229	Plicord Cable Cover Hose	Non-conductive hose for cooling/protection of electrical cables
		<b>Petroleum</b>
532-390	LT Redwing Fuel Oil	Improved flexibility at lower temperatures
541-593	Dock Hose Nitrile FDA	Large bore hose for food products
543-485	Floater Fuel Delivery (Marathon)	Softwall fuel discharge for ship to shore transfer
541-606	Smooth Bore Hot Tar & Asphalt	Hardwall hose with a smooth reinforced line for high-temp applications
541-688	Smooth Bore Molten Sulphur	Hardwall hose with a smooth reinforced liner for high-temp applications
543-142	Black Flextra II 150	Corrugated Petroleum based product transfer hose where aromatic content exceeds 50%
541-579	Plicord Rough Bore Dock	For the transfer of petroleum products between docks and ships
543-802	Plicord LW Northern Petroleum	Lighter weight petroleum based product transfer hose where aromatic content does not exceed 50%
543-663	Infinity HD LT Petroleum Transfer	Lightweight and flexible properties with improved cold weather capabilities to -40°F / -40°C.
543-509	Plicord Vapor Recovery	Recovering gasoline vapors while unloading tank trucks at service stations or loading tanks at bulk terminals
586-425	Spiraflex Vapor Recovery	PVC hose for vapor recovery
Cust Serv	Oil Rig Supply Hose	Specialized hose lines for use on offshore drilling platforms
		<b>Gasoline Dispensing</b>
532-388	Hardwall Dispensing - Europe	Wire braid gasoline dispensing, meets European Standard EN 1360
532-387	Textile Dispensing - Australian	Textile braid gasoline dispensing, meets Australian Standard AS 2683
532-357	Hardwall Dispensing - Australian	Wire braid gasoline dispensing, meets Australian Standard AS 2683
586-425	Spiraflex Vapor Recovery	PVC hose for vapor recovery
		<b>Special Application</b>
541-219	Fish Suction	Heavy-duty hardwall hose with a abrasive liner
541-320	Furnace coolant hose	Large diameter hose for water cooling in blast furnaces
Cust Serv	Manure line hose	Delivery of manure from holding tanks to field
542-956	Radiator Hose (Standard)	Coolant hose, EPDM tube, EPDM cover, 2 plies
542-957	Radiator Hose (Heavy Duty)	Coolant hose, EPDM tube, EPDM cover, 4 plies
541-843	Plicord Paper Machine Suction Box	Flexible connection on the suction box of paper machines
541-301	Plicord Leaf Collector	For street cleaning equipment to remove debris
542-683	Plicord Roof Drain - Nitrile	Handling rainwater drainage from floating tank roof

AIR &  
MULTIPURPOSE  
General Purpose  
Heavy Duty  
Push-on

CHEMICAL  
TRANSFER

CLEANING  
EQUIPMENT

FOOD  
Transfer  
Washdown

MARINE

MATERIAL  
HANDLING  
Abrasives  
Bulk Transfer  
Cement & Concrete

MINING

PETROLEUM  
Aircraft Fueling  
Dispensing  
Dock  
Transfer

SPRAY

STEAM

VACUUM

VEYANCE

WATER  
Discharge  
Suction &  
Discharge  
Washdown

WELDING

COUPLING  
SYSTEMS

APPENDIX

# APPENDIX A

## ADDITIONAL PRODUCTS

### ADDITIONAL NON-STOCK SPECIFICATIONS

ORDER CODE	HOSE DESCRIPTION	APPLICATION
<b>Special Application (continued)</b>		
542-901	Plicord Roof Drain - Viton	Handling rainwater drainage from floating tank roof
Cust Serv	Air Seeder	PVC hose for agricultural seeding applications
586-402	PVC Fish Suction	PVC hose for transfer of fish
549-806	Irrigation pivot joint (boot)	Flexible joint for joining piping
586-476	Fire Engine Suction	PVC hose for water transfer service (clear with black helix)
536-461	Freon Charging GY5	Air-conditioning refrigeration hose (colors: blue/red/yellow)
536-303	Freon Charging All Rubber	Air-conditioning refrigeration hose (colors: blue/red/yellow)
536-486	Divers Hose High Pressure	High pressure diving hose application
536-451	Divers Hose Low Pressure	Low pressure diving hose application
<b>Water</b>		
586-452	Premier	Medium-duty suction and discharge hose for use in agricultural, construction and general industrial service
542-157	Plicord Contractors S&D	Water suction & discharge hose, SBR tube and cover
542-547	Jetting & Utility	High pressure water service
542-445	Potable Water 150 psi	Potable water, white natural FDA tube
542-162	Plicord Water Discharge-300 psi	General purpose water discharge hose for heavier duty applications
542-322	Plicord Water & Suction-300 psi	General purpose water S&D hose for heavier duty applications
537-512	Spiraflex 3000 (black)	PVC Layflat for wheel line irrigation service
<b>Military</b>		
569-536	ZZ H 500C	General shop service pneumatic hose
569-567	ZZ H 601E	General water & potable water discharge service
Cust Serv	ZZ H 601E	General water & potable water discharge service
543-811	Mil PRF 370H Type A	Fuel transfer standard collapsible
543-760	Mil PRF 370H Type B	Fuel transfer standard noncollapsible
543-552	Mil DTL-6615 Type I	Fuel transfer hose with low-temperature capability, with electrical bond
543-553	Mil DTL-6615 Type II	Fuel transfer hose with low-temperature capability, without electrical bond
Cust Serv	ZZ H 561K	Water suction & discharge hose
543-766	Mil H 22240F Type A	Lightweight fuel hose for alongside service
543-769	Mil H 22240F Type C	Lightweight fuel/water discharge hose for alongside service
Cust Serv	Mil PRF 11588G	Fuel discharge hose style ST only
Cust Serv	Mil H 82127 Type A	Fuel discharge hose for Aviation gasoline, diesel, and automotive fuels
549-749	Mil H 24136/4	Sound attenuation hose
547-855	Mil H 8788C	For use in hydraulic systems
536-341	Mil H 24580SH	Onboard ship firefighting hose

AIR &  
MULTIPURPOSE  
General Purpose  
Heavy Duty  
Push-on

CHEMICAL  
TRANSFER

CLEANING  
EQUIPMENT

FOOD  
Transfer  
Washdown

MARINE

MATERIAL  
HANDLING  
Abrasives  
Bulk Transfer  
Cement & Concrete

MINING

PETROLEUM  
Aircraft Fueling  
Dispensing  
Dock  
Transfer

SPRAY

STEAM

VACUUM

VEYANCE

WATER  
Discharge  
Suction &  
Discharge  
Washdown

WELDING

COUPLING  
SYSTEMS

APPENDIX



## CHEMICAL CHARTS

### GOODYEAR ENGINEERED PRODUCTS CHEMICAL RESISTANCE CHARTS

#### RATINGS AND DEFINITIONS

The Goodyear Engineered Products Chemical Resistance Chart is to be used as a guide only.

- A** The chemical is expected to have minor or no effect on the product. Product may be used for continuous service. Changes in working conditions, such as concentration of the chemical or temperature, may affect product performance and cause degradation of the product.
- B** The product may be used for continuous or intermittent service, however the product properties will be affected by the exposure to the chemical. Changes in working conditions, such as concentration of the chemical or temperature, may affect product performance and cause degradation of the product.
- X** The product should not be used with this chemical.
- I** Insufficient or no data available for this chemical. Further testing is recommended to determine compatibility of the chemical with the product.

**Caution:** Unless otherwise specified, the ratings applied to tube stocks are based on fully concentrated or saturated solutions at 100°F under normal service conditions.

**Note:** Hose ratings are for the effect on the polymer only. The degree of resistance of a rubber compound to a specific chemical depends on many variables such as temperature, concentration, length of exposure, stability of chemical, etc. For a specific compound, many grades of polymers are available which can alter the compound's chemical resistance.

**WHEN IN DOUBT**, before using a specific product, contact your local Goodyear Engineered Products Sales Representative for assistance if unusual service conditions or high temperatures are present in the product application.

**THIS CHEMICAL RESISTANCE CHART SUPERSEDES ALL PREVIOUSLY PUBLISHED INFORMATION REGARDING GOODYEAR ENGINEERED PRODUCTS CHEMICAL HOSE RESISTANCE RATINGS.**

AIR &  
MULTIPURPOSE  
General Purpose  
Heavy Duty  
Push-on

CHEMICAL  
TRANSFER

CLEANING  
EQUIPMENT

FOOD  
Transfer  
Washdown

MARINE

MATERIAL  
HANDLING  
Abrasives  
Bulk Transfer  
Cement & Concrete

MINING

PETROLEUM  
Aircraft Fueling  
Dispensing  
Dock  
Transfer

SPRAY

STEAM

VACUUM

VEYANCE

WATER  
Discharge  
Suction &  
Discharge  
Washdown

WELDING

COUPLING  
SYSTEMS

APPENDIX

# APPENDIX B

## CHEMICAL CHARTS

AIR &  
MULTIPURPOSE  
*General Purpose*  
*Heavy Duty*  
*Push-on*

CHEMICAL  
TRANSFER

CLEANING  
EQUIPMENT

FOOD  
*Transfer*  
*Washdown*

MARINE

MATERIAL  
HANDLING  
*Abrasives*  
*Bulk Transfer*  
*Cement & Concrete*

MINING

PETROLEUM  
*Aircraft Fueling*  
*Dispensing*  
*Dock*  
*Transfer*

SPRAY

STEAM

VACUUM

VEYANCE

WATER  
*Discharge*  
*Suction &*  
*Discharge*  
*Washdown*

WELDING

COUPLING  
SYSTEMS

Common Name & Description	Veyance Technologies, Inc. Trade Name	Goodyear Engineered Products Examples with Polymer in the Tube
UHMWPE (Ultra High Molecular Weight Polyethylene)	Pliosyn™	Fabchem™
Butyl (Isobutylene and Isoprene)	Weatherex®	Gray Flexwing®
Hypalon® (Chlorosulfonated Polyethylene)	Hysunite™	Yellow Flexwing®
NR - Natural Rubber (Isoprene, natural)	Pureten™	Tan Flexwing®
Viton®	Flosyn®	Orange Flexwing®
Nitrile		Flexwing® Petroleum
CPE (Chlorinated Polyethylene)	Chemrin®	Brown Flexwing®, ExtremeFlex™ Brown
EPDM (Ethylene Propylene Diene)	Versigard®	Purple Flexwing®, ExtremeFlex™ Purple
EPDM (Heat Resistant)	Pyrosyn®	Flexsteel® 250 Steam, Whitewater®
Cross-Link Polyethylene (XLPE)	Speclar®	Blue Flexwing®, Green XLPE
Alphasyn® (Modified Cross-Link Polyethylene)	Alphasyn®	Viper™
Teflon®		Hi-Per®
316 Stainless Steel		Insta-Lock™
Aluminum		Insta-Lock™
Brass		Insta-Lock™

Caution: This chart and the following chemical resistance charts are intended to reflect the various tube compounds as they pertain to Goodyear Engineered Products petroleum and chemical hose. Always use a Goodyear Engineered Products petroleum or chemical hose when the hose is to be used for conveyance of petroleum or chemicals. Consult the following pages for chemical compatibility of the various tube stocks.

©Hypalon is a registered trademark of DuPont Dow Elastomers L.L.C.

©Viton is a registered trademark of DuPont Dow Elastomers L.L.C.

©Teflon is a registered trademark of E.I. du Pont de Nemours and Company.

©Versigard is a registered trademark of The Goodyear Tire and Rubber Company.

# APPENDIX B

## CHEMICAL CHARTS

This chemical chart is offered as a guide only. There are many variables to be considered with each application. Ratings are for tube polymer only! For explanation of ratings see the initial page of these Chemical Charts in Appendix B. Contact customer services for chemicals or polymers not listed at 800-235-4632.

A	Temperature (°F)	GOODYEAR ENGINEERED PRODUCTS CHEMICAL HOSE											FITTING				
		Fabchem™	Gray Flexwing®	Yellow Flexwing	Tan Flexwing	Orange Flexwing	Flexwing Petroleum	Brown Flexwing, ExtremeFlex™ Brown	Purple Flexwing, ExtremeFlex™ Purple	Green XLPE	Blue Flexwing	Chem One™ & Viper™	HI-PER®	Insta-Lock™	Insta-Lock	Insta-Lock	Insta-Lock
		UHMWPE	Butyl	Hypalon®	NR	Viton®	Nitrile	CPE	EPDM	XLPE	Alphasyn™	Teflon®	316 SS	Aluminum	Brass	Basket	
		HOSE TUBE POLYMER											METAL				
Acetaldehyde	100	B	B	X	X	X	X	I	A	A	A	A	A	B	X	TS	
Acetic Acid, Conc.	100	A	A	X	B	X	X	A	A	A	A	A	A	B	X	T	
Acetic Acid, Dilute 10	150	B	A	X	A	X	X	A	A	A	A	A	I	X	TVN		
Acetic Acid, Glacial	100	A	B	X	X	X	X	A	A	A	A	A	A	B	X	TS	
Acetic Aldehyde	100	A	B	X	X	X	X	I	A	A	A	A	A	B	X	T	
Acetic Anhydride	100	B	A	B	X	X	X	A	A	A	A	A	A	B	X	TS	
Acetic Ester	100	B	B	X	X	X	X	B	A	A	A	A	A	A	A	TV	
Acetic Ether	100	B	B	X	X	X	X	B	A	A	A	A	A	A	A	T	
Acetic Oxide	100	B	A	B	X	X	X	A	A	A	A	A	A	B	X	T	
Acetone	100	A	A	X	B	X	X	A	A	A	A	A	A	A	I	T	
Acetone Cyanohydrin	100	B	A	X	X	X	X	A	A	A	A	A	I	I	I	TS	
Acetyl Acetone	100	B	B	X	X	X	X	B	I	A	A	A	I	B	I	T	
Acetyl Chloride	100	B	X	X	X	B	X	A	B	B	A	A	B	X	A	TV	
Acetyl Oxide	100	B	A	B	X	X	X	A	A	A	A	A	A	B	X	T	
Acetylene (dry)	100	A	A	A	A	A	A	A	A	A	X	A	A	I	I	TVBNS	
Acetylene Dichloride	100	B	X	X	X	A	X	I	I	A	X	A	I	A	X	TV	
Acetylene Tetrachloride	100	B	X	X	X	A	X	I	I	A	I	A	A	X	X	TV	
Acrolein	100	B	A	B	B	A	B	I	I	A	A	A	I	I	I	TV	
Acrylic Acid	100	B	X	X	X	A	X	X	X	A	A	A	A	I	I	TV	
Acrylonitrile	100	B	X	X	X	X	X	A	X	B	A	A	A	X	I	T	
Alk-Tri	100	I	X	X	X	A	X	I	I	A	I	A	A	I	I	TV	
Allyl Alcohol	100	A	A	A	A	B	A	A	A	A	A	A	A	I	A	TBN	
Allyl Bromide	100	B	X	X	X	B	X	B	I	B	I	A	I	I	I	T	
Allyl Chloride	100	B	X	X	X	B	X	B	X	B	I	A	A	X	X	TS	
Alum	150	A	A	A	A	A	A	A	A	A	A	A	A	I	X	TVBNS	
Aluminum Acetate	100	A	A	A	X	X	X	A	A	A	A	A	A	I	X	T	
Aluminum Chloride	150	A	A	A	A	A	A	A	A	A	A	A	I	I	X	TVB	
Aluminum Formate	100	A	B	X	X	X	X	I	I	A	A	A	I	I	I	T	
Aluminum Hydroxide	150	A	A	B	A	X	B	A	A	A	A	A	A	I	X	TS	
Aluminum Sulfate	150	A	A	A	A	A	A	A	A	A	A	A	A	X	X	TVBNS	
Aminoethanol	100	A	A	B	B	I	B	A	I	A	A	A	A	B	I	TBN	
Aminoethylethanolamine	100	A	A	B	B	I	B	A	I	A	A	A	I	I	I	T	
Ammonia	---	NO HOSE RECOMMENDED FOR THIS APPLICATION															

AIR & MULTIPURPOSE  
General Purpose  
Heavy Duty  
Push-on

CHEMICAL TRANSFER

CLEANING EQUIPMENT

FOOD Transfer  
Washdown

MARINE

MATERIAL HANDLING  
Abrasives  
Bulk Transfer  
Cement & Concrete

MINING

PETROLEUM  
Aircraft Fueling  
Dispensing  
Dock Transfer

SPRAY

STEAM

VACUUM

VEYANCE

WATER  
Discharge  
Suction & Discharge  
Washdown

WELDING

COUPLING SYSTEMS



# APPENDIX B

## CHEMICAL CHARTS

This chemical chart is offered as a guide only. There are many variables to be considered with each application. Ratings are for tube polymer only! For explanation of ratings see the initial page of these Chemical Charts in Appendix B. Contact customer services for chemicals or polymers not listed at 800-235-4632.

### RATING SCALE

- A** = May be used for Continuous Service
- B** = May be used for Intermittent Service
- I** = Insufficient Data, contact customer services
- X** = Do not Use

### GASKET

- T** = Teflon®      **V** = Viton®
- B** = Nitrile      **N** = Neoprene
- S** = Silicone

### A

	Temperature (°F)	GOODYEAR ENGINEERED PRODUCTS CHEMICAL HOSE												FITTING							
		Fabchem™	Gray Flexwing®	Yellow Flexwing	Tan Flexwing	Orange Flexwing	Flexwing Petroleum	Brown Flexwing	ExtremeFlex™ Brown	Purple Flexwing	ExtremeFlex™ Purple	Green XLPE	Blue Flexwing	Chem One™ & Viper™	HI-PER®	Insta-Lock™	Insta-Lock	Insta-Lock	Insta-Lock		
		UHMWPE	Butyl	Hypalon®	NR	Viton®	Nitrile	CPE	EPDM	XLPE	Alphasyn™	Teflon®	316 SS	Aluminum	Brass	Gasket					
		HOSE TUBE POLYMER												METAL							
Ammonia Cupric Sulfate	150	A	A	A	X	A	A	A	A	A	A	A	I	I	I	I	TVB				
Ammonium Chloride	150	A	A	A	A	A	A	A	A	A	A	A	A	X	X	X	TVBN				
Ammonium Hydroxide	150	A	A	B	A	X	X	A	X	A	A	A	A	X	I	I	TNS				
Ammonium Nitrate (ANFO)	150	SPECIAL HOSE REQUIRED												A	B	X	TVBS				
Ammonium Phosphate	150	A	A	A	A	A	A	A	A	A	A	A	A	X	X	X	TVBNS				
Ammonium Sulfate	150	A	A	A	A	A	X	A	A	A	A	A	A	X	X	X	TVNS				
Ammonium Sulfide	150	A	A	A	A	A	X	A	A	A	A	A	A	X	X	X	TVN				
Ammonium Sulfite	150	A	A	A	A	A	A	A	A	A	A	A	A	X	I	I	TVBN				
Ammonium Thiosulfate	100	A	A	A	A	A	A	A	A	A	A	A	A	B	X	X	TVBN				
Amyl Acetate	100	A	A	B	X	X	X	X	B	A	A	A	A	A	I	I	T				
Amyl Alcohol	100	A	A	A	A	B	A	A	A	A	A	A	A	I	A	A	TBNS				
Amyl Chloride	100	A	X	X	X	A	X	X	X	A	B	A	A	X	I	I	TV				
Amyl Oleate	100	A	X	X	X	I	B	I	I	A	I	A	I	I	I	I	T				
Amyl Phenol	100	A	X	X	X	A	X	I	I	A	I	A	I	I	I	I	TV				
Amyl Phthalate	100	A	A	X	X	X	X	I	I	A	I	A	I	I	I	I	T				
Amylamine	100	A	B	X	X	X	X	B	X	A	I	A	I	I	I	I	T				
Anethole	100	X	X	X	X	B	X	X	I	X	I	A	I	I	I	I	T				
Anhydrous Ammonia	---	NO HOSE RECOMMENDED FOR THIS APPLICATION																			
Aniline	100	A	A	X	X	A	X	B	A	A	A	A	A	B	X	X	TV				
Animal Grease	100	A	X	X	X	A	A	B	X	A	A	A	A	A	I	I	TVB				
Animal Oils	100	A	B	X	X	A	A	A	X	A	B	A	A	A	I	I	TVB				
Antimony Pentachloride	100	A	X	X	X	I	X	I	X	B	B	A	I	I	I	I	T				
Aqua Ammonia	150	A	A	B	A	A	B	B	B	A	A	A	A	X	I	I	TV				
Aromatic Spirits	100	A	X	X	X	A	X	I	X	A	I	A	A	I	I	I	TV				
Aromatic Tar	100	A	X	X	X	A	X	B	X	A	I	A	I	I	I	I	TV				
Arquads	100	A	A	A	A	A	A	A	A	A	A	A	I	I	I	I	TVB				
Arsenic Acid	100	A	A	A	A	I	X	A	A	A	A	A	A	X	X	X	TVS				
Arsenic Chloride	100	I	X	X	X	X	X	X	X	X	X	A	I	I	I	I	TN				
Arsenic Trichloride	100	I	X	X	X	X	X	X	X	X	X	A	X	I	I	I	TN				
Asphalt	500	SPECIAL HOSE REQUIRED												A	I	I	TVN				
ASTM #1 Oil	100	A	X	B	X	A	A	A	X	A	A	A	A	A	I	I	TVBNS				
ASTM #2 Oil	100	A	X	X	X	A	A	A	X	A	A	A	A	A	A	A	TVB				
ASTM #3 Oil	100	A	X	X	X	A	A	A	X	A	A	A	A	A	A	A	TVB				

AIR &  
MULTIPURPOSE  
General Purpose  
Heavy Duty  
Push-on

CHEMICAL  
TRANSFER

CLEANING  
EQUIPMENT

FOOD  
Transfer  
Washdown

MARINE

MATERIAL  
HANDLING  
Abrasives  
Bulk Transfer  
Cement & Concrete

MINING

PETROLEUM  
Aircraft Fueling  
Dispensing  
Dock  
Transfer

SPRAY

STEAM

VACUUM

VEYANCE

WATER  
Discharge  
Suction &  
Discharge  
Washdown

WELDING

COUPLING  
SYSTEMS

APPENDIX



# APPENDIX B

## CHEMICAL CHARTS

This chemical chart is offered as a guide only. There are many variables to be considered with each application. Ratings are for tube polymer only! For explanation of ratings see the initial page of these Chemical Charts in Appendix B. Contact customer services for chemicals or polymers not listed at 800-235-4632.

		GOODYEAR ENGINEERED PRODUCTS CHEMICAL HOSE											FITTING				
		Fabchem™	Gray Flexwing®	Yellow Flexwing	Tan Flexwing	Orange Flexwing	Flexwing Petroleum	Brown Flexwing, ExtremeFlex™ Brown	Purple Flexwing, ExtremeFlex™ Purple	Green XLPE	Blue Flexwing	Chem One™ & Viper™	HI-PER®	Insta-Lock™	Insta-Lock	Insta-Lock	Insta-Lock
		UHMWPE	Butyl	Hypalon®	NR	Viton®	Nitrile	CPE	EPDM	XLPE	Alphasyn™	Teflon®	316 SS	Aluminum	Brass	Basket	
		HOSE TUBE POLYMER											METAL				
		Temperature (°F)															
B																	
Barium Carbonate	150	A	A	A	A	A	A	A	A	A	A	A	A	X	I	TVBN	
Barium Chloride	150	A	A	A	A	A	A	A	A	A	A	A	A	X	I	TVBN	
Barium Hydroxide	150	A	A	A	A	B	A	A	A	A	A	A	A	X	X	TBNS	
Barium Sulfate	150	A	A	A	A	A	A	A	A	A	A	A	B	A	X	TVBS	
Barium Sulfide	150	A	A	A	A	A	A	A	A	A	A	A	A	X	X	TVBS	
Benzal Chloride	100	A	B	I	I	I	X	X	I	A	I	A	B	X	I	T	
Benzaldehyde	100	A	B	X	X	X	X	X	B	A	B	A	A	B	I	T	
Benzene (Benzol)	100	A	X	X	X	A	X	X	X	B	B	A	A	A	A	T V	
Benzine (Ligroin)	100	A	X	X	X	A	A	I	X	A	B	A	A	A	I	TVB	
Benzine Solvent (Ligroin)	100	A	X	X	X	A	A	I	X	A	I	A	A	A	I	TVBS	
Benzoic Acid	100	A	B	B	X	I	I	A	B	A	A	A	B	B	X	TVN	
Benzoic Aldehyde	100	A	B	X	X	X	X	X	B	A	I	A	A	I	B	T	
Benzotrichloride	100	X	I	I	I	I	X	X	X	X	X	A	I	I	I	T	
Benzoyl Chloride	100	X	I	I	I	I	X	X	X	B	X	A	B	I	I	T	
Benzyl Acetate	100	A	A	B	X	X	X	B	I	A	B	A	B	I	I	T	
Benzyl Alcohol	100	A	A	X	X	A	X	A	X	A	A	A	A	B	I	TVS	
Benzyl Chloride	100	A	X	X	X	A	X	X	X	A	I	A	A	X	X	T V	
Bichromate of Soda	150	A	A	X	I	I	I	I	I	A	A	A	I	I	I	T	
Black Sulfate Liquor	150	A	X	B	B	B	B	A	B	A	A	A	A	X	X	TVBN	
Black Sulfate Liquor	275	X	X	X	X	X	X	A	X	X	X	A	A	X	X	T	
Bleach	100	X	B	X	X	B	X	I	A	X	B	A	X	X	X	T V	
Brine	150	A	A	A	A	A	A	A	A	A	A	A	A	X	I	TVBNS	
Bromine	100	X	X	X	X	B	X	I	X	X	X	A	X	X	X	T V	
Bromo Benzene	100	B	X	X	X	B	X	X	X	X	X	A	I	I	I	T V	
Bromo Toluene	100	X	X	X	X	B	X	X	X	X	X	A	I	I	I	T	
Bromochloromethane	100	X	B	X	X	B	X	X	I	X	A	A	A	X	X	T	
Bunker C.	100	B	X	X	X	A	A	I	X	A	B	A	A	I	I	TVB	
Bunker Oil	100	B	X	X	X	A	A	I	X	X	B	A	A	I	I	TVB	
Butanol	100	A	A	A	A	B	A	A	A	A	A	A	A	I	I	TBN	
Butyl (Normal) Alcohol	100	A	A	A	A	B	A	A	A	A	A	A	A	I	I	TBN	
Butyl (Secondary) Alcohol	100	A	A	A	A	B	A	A	A	A	A	A	A	I	I	TBN	
Butyl Acetate	100	A	A	B	X	X	X	B	B	A	B	A	A	B	I	T	
Butyl Acetoacetate	100	A	X	X	X	X	X	X	I	A	B	A	I	I	I	T	

AIR & MULTIPURPOSE  
General Purpose  
Heavy Duty  
Push-on

CHEMICAL TRANSFER

CLEANING EQUIPMENT

FOOD Transfer  
Washdown

MARINE

MATERIAL HANDLING  
Abrasives  
Bulk Transfer  
Cement & Concrete

MINING

PETROLEUM  
Aircraft Fueling  
Dispensing  
Dock Transfer

SPRAY

STEAM

VACUUM

VEYANCE

WATER  
Discharge  
Suction & Discharge  
Washdown

WELDING

COUPLING SYSTEMS





# APPENDIX B

## CHEMICAL CHARTS

This chemical chart is offered as a guide only. There are many variables to be considered with each application. Ratings are for tube polymer only! For explanation of ratings see the initial page of these Chemical Charts in Appendix B. Contact customer services for chemicals or polymers not listed at 800-235-4632.

### RATING SCALE

- A** = May be used for Continuous Service
- B** = May be used for Intermittent Service
- I** = Insufficient Data, contact customer services
- X** = Do not Use

### GASKET

- T** = Teflon®      **V** = Viton®
- B** = Nitrile      **N** = Neoprene
- S** = Silicone

### B

	Temperature (°F)	GOODYEAR ENGINEERED PRODUCTS CHEMICAL HOSE												FITTING			
		UHMWPE	Butyl	Hypalon®	NR	Viton®	Nitrile	CPE	EPDM	XLPE	Alphasyn™	Teflon®	316 SS	Aluminum	Brass	Gasket	
		HOSE TUBE POLYMER												METAL			
Butyl Acrylate	100	B	X	X	X	X	X	B	X	B	B	A	I	I	I	T	
Butyl Alcohol	100	A	A	A	A	B	A	A	A	A	A	A	A	I	I	TBN	
Butyl Aldehyde	100	A	B	X	X	X	X	B	X	A	B	A	X	A	X	T	
Butyl Amine	100	A	B	X	X	X	X	B	X	A	B	A	A	A	I	T	
Butyl Benzene	100	A	X	X	X	A	X	X	X	A	B	A	I	I	I	TV	
Butyl Benzl Phthalate	100	A	A	X	X	X	X	I	I	A	I	A	I	I	I	T	
Butyl Bromide	100	B	X	X	X	B	X	X	X	B	B	A	I	I	I	T	
Butyl Butyrate	100	B	X	X	X	X	X	X	I	B	I	A	I	I	I	TV	
Butyl Carbitol	100	A	A	A	X	I	X	A	B	A	A	A	I	I	I	T	
Butyl Cellosolve	100	A	A	A	X	X	X	A	A	X	A	A	A	A	X	T	
Butyl Chloride	100	B	X	X	X	A	X	X	I	B	I	A	B	I	I	TV	
Butyl Ether	100	A	X	B	X	X	B	A	X	A	A	A	A	I	I	T	
Butyl Ethyl Acetaldehyde	100	A	B	X	X	X	X	I	I	A	B	A	I	I	I	T	
Butyl Ethyl Ether	100	A	X	B	X	I	B	I	X	A	A	A	I	I	I	T	
Butyl Phthalate	100	A	A	X	X	X	X	I	I	A	A	A	A	A	I	T	
Butyl Stearate	100	A	X	X	X	I	A	B	X	A	B	A	A	A	A	TBS	
Butylate	100	A	I	I	I	I	I	I	A	I	I	I	I	I	I	I	
Butyraldehyde	100	A	B	X	X	X	X	B	X	A	B	A	X	A	X	T	
Butyric Acid	100	A	X	B	X	I	X	A	B	A	A	A	A	B	I	T	
Butyric Anhydride	100	A	X	B	X	I	X	I	I	A	I	A	I	I	I	T	

### C

Cadmium Acetate	100	A	A	A	X	X	X	A	I	A	A	A	I	I	I	T
Calcium Acetate	100	A	A	A	X	X	X	A	A	A	A	A	A	I	I	T B
Calcium Aluminate	100	A	A	A	A	A	A	A	A	A	A	A	I	I	I	TVB
Calcium Bichromate	150	X	A	X	I	I	I	I	I	X	I	A	I	I	I	T
Calcium Bisulfate	150	A	A	A	A	A	A	A	A	A	A	A	A	X	X	TVBN
Calcium Bisulfite	150	A	A	A	A	A	A	A	A	I	A	A	A	X	X	TVBNS
Calcium Carbonate	150	A	A	A	A	A	A	A	A	A	A	A	A	I	X	TVBNS
Calcium Chloride	150	A	A	A	A	A	A	A	A	A	A	A	B	X	X	TVBNS
Calcium Hydroxide (Caustic Lime)	100	A	A	B	A	X	B	A	A	A	A	A	A	X	X	TNS
Calcium Hypochlorite	100	B	B	X	X	B	X	A	B	X	A	A	A	X	X	T V
Calcium Nitrate	150	A	A	A	A	A	A	A	A	A	A	A	B	X	X	TVBN
Calcium Silicate	150	A	A	A	A	A	A	A	A	A	A	A	I	A	I	TVBN

AIR &  
MULTIPURPOSE  
General Purpose  
Heavy Duty  
Push-on

CHEMICAL  
TRANSFER

CLEANING  
EQUIPMENT

FOOD  
Transfer  
Washdown

MARINE

MATERIAL  
HANDLING  
Abrasives  
Bulk Transfer  
Cement & Concrete

MINING

PETROLEUM  
Aircraft Fueling  
Dispensing  
Dock  
Transfer

SPRAY

STEAM

VACUUM

VEYANCE

WATER  
Discharge  
Suction &  
Discharge  
Washdown

WELDING

COUPLING  
SYSTEMS

APPENDIX





# APPENDIX B

## CHEMICAL CHARTS

This chemical chart is offered as a guide only. There are many variables to be considered with each application. Ratings are for tube polymer only! For explanation of ratings see the initial page of these Chemical Charts in Appendix B. Contact customer services for chemicals or polymers not listed at 800-235-4632.

		GOODYEAR ENGINEERED PRODUCTS CHEMICAL HOSE											FITTING				
		Fabchem™	Gray Flexwing®	Yellow Flexwing	Tan Flexwing	Orange Flexwing	Flexwing Petroleum	Brown Flexwing, ExtremeFlex™ Brown	Purple Flexwing, ExtremeFlex™ Purple	Green XLPE	Blue Flexwing	Chem One™ & Viper™	HI-PER®	Insta-Lock™	Insta-Lock	Insta-Lock	Insta-Lock
		UHMWPE	Butyl	Hypalon®	NR	Viton®	Nitrile	CPE	EPDM	XLPE	Alphasyn™	Teflon®	316 SS	Aluminum	Brass	Basket	
		HOSE TUBE POLYMER											METAL				
C	Temperature (°F)																
		Calcium Sulfate	150	A	A	A	A	A	A	A	A	A	A	A	A	I	I
Calcium Sulphhydrate	100	A	A	A	A	A	A	A	A	A	A	A	I	I	I	I	TVB
Calcium Sulfide	150	A	A	A	A	A	A	A	A	A	A	A	A	X	X	X	TVBN
Calcium Sulfite	150	A	A	A	X	A	A	A	A	A	A	A	B	B	X	X	TVBNS
Caprylic Acid	100	A	X	B	X	I	X	A	I	A	A	A	B	I	X	T	
Carbitol	100	A	A	A	X	I	X	A	A	A	A	A	B	A	X	T	
Carbitol Acetate	100	A	B	B	X	I	X	I	I	A	A	A	I	I	I	T	
Carbolic Acid, Phenol	100	A	A	X	X	A	X	A	X	A	B	A	A	B	A	T	V
Carbon Dioxide	100	A	A	A	A	A	A	A	A	A	A	A	A	B	I	TVBNS	
Carbon Disulfide	---	NO HOSE RECOMMENDED FOR THIS APPLICATION															
Carbon Tetrachloride	100	B	X	X	X	A	X	X	X	A	B	A	A	I	I	I	TV
Carbonic Acid	100	A	A	A	A	A	A	A	A	A	A	A	A	B	B	TVBS	
Casinghead Gasoline	100	B	X	X	X	A	A	B	X	B	B	A	I	I	I	TVB	
Caster Oil (Castor Oil)	100	A	A	A	X	A	A	A	A	A	A	A	A	A	I	TVBS	
Caustic Potash	150	A	A	B	A	X	B	A	B	A	A	A	A	X	X	T	
Caustic Soda	150	A	A	B	A	X	B	A	A	A	A	A	A	X	X	TNS	
Cellosize	100	A	A	X	X	I	X	I	I	A	A	A	I	I	I	T	
Cellosolve	100	A	A	A	X	X	X	I	A	A	A	A	A	A	X	T	
Cellosolve Acetate	100	A	B	B	X	X	X	X	B	A	A	A	A	I	X	T	
Chloracetic Acid	100	A	X	X	B	X	X	A	X	A	A	A	A	X	X	T	
Chlorinated Solvents	100	B	X	X	X	A	X	B	X	A	I	A	B	X	A	TV	
Chlorine (Dry) (Gas)	---	NO HOSE RECOMMENDED FOR THIS APPLICATION															
Chlorine (Wet)	100	X	X	X	X	B	X	X	X	X	X	A	X	X	X	TV	
Chloroacetone	100	A	I	X	X	X	X	X	X	A	I	A	A	X	X	T	
Chlorobenzene	100	B	X	X	X	A	X	X	X	A	B	A	A	B	I	TV	
Chlorobenzol	100	A	X	X	X	A	X	I	X	A	B	A	A	B	I	TV	
Chlorobutane	100	X	X	X	X	A	X	X	I	X	I	A	I	I	I	TV	
Chloroethylbenzene	100	A	X	X	X	A	X	I	X	A	I	A	I	I	I	TV	
Chloroform	100	B	X	X	X	B	X	X	X	X	B	A	A	B	I	TV	
Chloropentane	100	A	X	X	X	A	X	X	X	A	I	A	A	X	I	TV	
Chlorophenol	100	A	X	X	X	B	X	X	X	X	B	A	I	I	I	TV	
Chloropropanone	100	A	I	X	X	X	X	X	X	A	I	A	I	I	I	T	
Chlorosulfonic Acid	100	X	X	X	X	X	X	I	X	X	X	A	B	X	X	T	

AIR & MULTIPURPOSE  
General Purpose  
Heavy Duty  
Push-on

CHEMICAL TRANSFER

CLEANING EQUIPMENT

FOOD Transfer  
Washdown

MARINE

MATERIAL HANDLING  
Abrasives  
Bulk Transfer  
Cement & Concrete

MINING

PETROLEUM  
Aircraft Fueling  
Dispensing  
Dock Transfer

SPRAY

STEAM

VACUUM

VEYANCE

WATER  
Discharge  
Suction & Discharge  
Washdown

WELDING

COUPLING SYSTEMS



# APPENDIX B

## CHEMICAL CHARTS

This chemical chart is offered as a guide only. There are many variables to be considered with each application. Ratings are for tube polymer only! For explanation of ratings see the initial page of these Chemical Charts in Appendix B. Contact customer services for chemicals or polymers not listed at 800-235-4632.

### RATING SCALE

- A** = May be used for Continuous Service
- B** = May be used for Intermittent Service
- I** = Insufficient Data, contact customer services
- X** = Do not Use

### GASKET

- T** = Teflon®      **V** = Viton®
- B** = Nitrile      **N** = Neoprene
- S** = Silicone

### C

### GOODYEAR ENGINEERED PRODUCTS CHEMICAL HOSE

### FITTING

Temperature (°F)

### HOSE TUBE POLYMER

### METAL

		FabChem™	Gray Flexwing®	Yellow Flexwing	Tan Flexwing	Orange Flexwing	Flexwing Petroleum	Brown Flexwing	ExtremeFlex™ Brown	Purple Flexwing, ExtremeFlex™ Purple	Green XLPE	Blue Flexwing	Chem One™ & Viper™	HI-PER®	Insta-Lock™	Insta-Lock	Insta-Lock	Insta-Lock
		UHMWPE	Butyl	Hypalon®	NR	Viton®	Nitrile	CPE	EPDM	XLPE	Alphasyn™	Teflon®	316 SS	Aluminum	Brass	Gasket		
Chlorothene	100	X	X	X	X	A	X	I	X	A	I	A	A	I	I	I	T	V
Chlorotoluene	100	X	X	X	X	A	X	X	X	X	I	A	A	I	I	I	T	V
Chlorpyrifos	100	I	I	I	I	I	I	I	X	I	I	I	I	I	I	I	I	I
Chromic Acid 25%	100	B	X	B	X	I	X	A	X	X	B	A	B	X	X	X	T	V
Coal Oil	100	A	X	X	X	A	A	A	X	A	A	A	A	X	A	A	TVB	
Coal Tar	100	A	X	X	X	A	X	B	X	A	A	A	A	I	I	I	TVS	
Coal Tar Naptha	100	A	X	X	X	A	X	B	X	A	A	A	A	A	I	I	T	V
Copper Chloride	100	A	A	A	X	A	A	A	A	A	A	A	X	X	X	X	TVBNS	
Copper Hydrate	100	A	A	B	X	X	B	I	I	A	A	A	I	I	I	I	T	B
Copper Hydroxide	100	A	A	B	X	X	B	I	I	A	A	A	I	I	I	I	T	B
Copper Nitrate	100	A	A	A	X	A	A	A	A	A	A	A	A	X	X	X	TVBNS	
Copper Nitrite	100	A	A	A	X	A	A	A	A	A	A	A	I	I	I	I	TVB	
Copper Sulfate	100	A	A	A	X	A	A	A	A	A	A	A	A	X	X	X	TVBNS	
Copper Sulfide	100	A	A	A	X	A	A	A	A	A	A	A	I	I	I	I	TVB	
Creosols	100	A	A	X	X	A	X	A	X	A	B	A	A	I	X	I	T	V
Creosote	100	A	X	X	X	A	B	I	X	A	B	A	A	I	I	I	T	V
Cresylic Acid	100	A	A	X	X	I	X	X	X	A	I	A	A	B	X	I	T	V
Crotonaldehyde	100	A	A	X	X	X	X	A	I	A	A	A	I	I	I	I	T	
Crude Oil	100	A	X	X	X	A	A	B	X	A	B	A	A	A	I	I	TVB	
Cumene	100	A	X	X	X	A	X	X	X	A	B	A	I	I	I	I	T	V
Cupric Carbonate	100	A	A	A	X	A	A	A	A	A	A	A	I	I	I	I	TVBN	
Cupric Chloride	100	A	A	A	X	A	A	A	A	A	A	A	B	X	I	I	TVBNS	
Cupric Nitrate	100	A	A	A	X	A	A	A	A	A	A	A	B	I	I	I	TVBN	
Cupric Nitrite	100	A	A	A	X	A	A	A	A	A	A	A	I	I	I	I	TVB	
Cupric Sulfate	100	A	A	A	X	A	A	A	A	A	A	A	I	I	I	I	TVBNS	
Cyclohexane	100	A	X	X	X	A	B	A	X	A	B	A	A	B	X	I	T	V
Cyclohexanol	100	A	X	X	X	B	B	A	X	A	B	A	A	X	X	I	TVB	
Cyclohexanone	100	A	X	X	X	X	X	X	X	A	B	A	A	I	I	I	T	
Cyclopentane	100	A	X	X	X	A	B	B	X	A	B	A	I	I	I	I	TVN	
Cyclopentane, methyl	100	A	X	X	X	A	B	I	X	A	B	A	I	I	I	I	T	V
Cyclopentanol	100	A	X	X	X	B	B	A	X	A	A	A	I	I	I	I	TVB	
Cyclopentanone	100	A	X	X	X	X	X	X	X	A	B	A	I	I	I	I	T	

AIR &  
MULTIPURPOSE  
General Purpose  
Heavy Duty  
Push-on

CHEMICAL  
TRANSFER

CLEANING  
EQUIPMENT

FOOD  
Transfer  
Washdown

MARINE

MATERIAL  
HANDLING  
Abrasives  
Bulk Transfer  
Cement & Concrete

MINING

PETROLEUM  
Aircraft Fueling  
Dispensing  
Dock  
Transfer

SPRAY

STEAM

VACUUM

VEYANCE

WATER  
Discharge  
Suction &  
Discharge  
Washdown

WELDING

COUPLING  
SYSTEMS

APPENDIX



# APPENDIX B

## CHEMICAL CHARTS

This chemical chart is offered as a guide only. There are many variables to be considered with each application. Ratings are for tube polymer only! For explanation of ratings see the initial page of these Chemical Charts in Appendix B. Contact customer services for chemicals or polymers not listed at 800-235-4632.

D	Temperature (°F)	GOODYEAR ENGINEERED PRODUCTS CHEMICAL HOSE											FITTING			
		HOSE TUBE POLYMER											METAL			
		UHMWPE	Butyl	Hypalon®	NR	Viton®	Nitrile	CPE	EPDM	XLPE	Alphasyn™	Teflon®	316 SS	Aluminum	Brass	Basket
D.D.T. in Kerosene	100	A	X	X	X	A	A	A	X	A	B	A	I	I	A	TVB
D.M.P.	100	X	X	X	X	X	X	X	X	X	A	A	A	I	I	TV
Decalin®	100	X	X	X	X	A	X	X	X	A	X	A	I	I	I	TV
Decanol	100	A	A	A	X	B	A	A	A	A	A	A	I	I	I	TB
Decyl Alcohol	100	A	A	A	X	B	A	A	A	A	A	A	I	I	I	TB
Decyl Aldehyde	100	A	X	X	X	X	X	I	I	A	B	A	I	I	I	T
Decyl Butyl Phthalate	100	A	A	X	X	X	X	I	I	A	I	A	I	I	I	T
Denatured Alcohol	100	A	A	A	A	B	A	A	A	A	A	A	A	B	A	TB
Diacetone Alcohol	100	A	A	B	B	X	X	A	X	A	A	A	A	I	I	T
Diamyl Phenol	100	A	X	X	X	A	X	A	X	A	I	A	I	I	I	TV
Diamylamine	100	A	A	X	B	I	B	A	I	A	B	A	I	I	I	TB
Diamylene	100	A	X	X	X	A	X	B	X	A	B	A	I	I	I	TV
Dibenzyl Ether	100	A	B	X	X	I	X	X	X	A	B	A	A	A	X	T
Dibromobenzene	100	B	X	X	X	A	X	I	X	A	I	A	I	I	I	TV
Dibutyl Amine	100	A	X	X	B	X	B	A	X	A	A	A	I	I	I	T
Dibutyl Ether	100	A	X	B	X	X	X	A	X	A	A	A	A	A	X	T
Dibutyl Phthalate	100	A	A	X	X	X	X	X	A	A	A	A	A	A	I	TV
Dibutyl Sebacate	100	A	A	X	X	X	X	B	X	A	I	A	I	I	I	TVS
Dicalcium Phosphate	100	A	A	A	A	A	A	A	A	A	A	A	I	I	I	TVB
Dicamba	100	A	I	I	I	I	I	I	A	A	I	A	I	I	I	T
Dichloroacetic Acid	100	A	X	X	B	X	X	B	I	A	I	A	I	I	I	T
Dichlorobenzene	100	A	X	X	X	A	X	X	X	A	B	A	A	B	I	TV
Dichlorobutane	100	A	X	X	X	A	X	X	X	A	I	A	I	I	I	TV
Dichlorodifluoromethane	100	I	X	X	X	B	B	I	X	I	X	A	I	I	I	TVB
Dichloroethane	100	A	X	X	X	A	X	X	X	A	A	A	I	A	I	TV
Dichloroethyl Ether	100	A	X	X	X	I	X	B	X	A	B	A	I	I	I	T
Dichloroethylene	100	X	X	X	X	A	X	I	I	X	X	A	I	A	X	TV
Dichlorohexane	100	A	X	X	X	A	X	X	X	A	A	A	I	I	I	TV
Dichloropentane	100	A	X	X	X	A	X	X	X	A	B	A	I	I	I	TV
Dichloropropane	100	A	X	X	X	A	X	X	X	B	I	A	A	X	I	TV
Diesel Oil	150	A	X	X	X	A	A	A	X	A	B	A	A	A	I	TVB
Diethanol Amine	100	A	A	X	B	I	B	A	I	A	A	A	A	I	I	T
Diethyl Benzene	100	A	X	X	X	A	X	X	X	A	B	A	I	I	I	TV

AIR &  
MULTIPURPOSE  
General Purpose  
Heavy Duty  
Push-on

CHEMICAL  
TRANSFER

CLEANING  
EQUIPMENT

FOOD  
Transfer  
Washdown

MARINE

MATERIAL  
HANDLING  
Abrasives  
Bulk Transfer  
Cement & Concrete

MINING

PETROLEUM  
Aircraft Fueling  
Dispensing  
Dock  
Transfer

SPRAY

STEAM

VACUUM

VEYANCE

WATER  
Discharge  
Suction &  
Discharge  
Washdown

WELDING

COUPLING  
SYSTEMS



# APPENDIX B

## CHEMICAL CHARTS

This chemical chart is offered as a guide only. There are many variables to be considered with each application. Ratings are for tube polymer only! For explanation of ratings see the initial page of these Chemical Charts in Appendix B. Contact customer services for chemicals or polymers not listed at 800-235-4632.

### RATING SCALE

- A** = May be used for Continuous Service
- B** = May be used for Intermittent Service
- I** = Insufficient Data, contact customer services
- X** = Do not Use

### GASKET

- T** = Teflon®      **V** = Viton®
- B** = Nitrile      **N** = Neoprene
- S** = Silicone

### D

### GOODYEAR ENGINEERED PRODUCTS CHEMICAL HOSE

### FITTING

Temperature (°F)

	Fabchem™	Gray Flexwing®	Yellow Flexwing	Tan Flexwing	Orange Flexwing	Flexwing Petroleum	Brown Flexwing	ExtremeFlex™ Brown	Purple Flexwing	ExtremeFlex™ Purple	Green XLPE	Blue Flexwing	Chem One™ & Viper™	HI-PER®	Insta-Lock™	Insta-Lock	Insta-Lock	Insta-Lock
UHMWPE	Butyl	Hypalon®	NR	Viton®	Nitrile	CPE	EPDM	XLPE	Alphasyn™	Teflon®	316 SS	Aluminum	Brass	Gasket				

### HOSE TUBE POLYMER

### METAL

	100	A	A	A	A	B	A	I	I	A	A	A	I	I	I	I	TBN	
Diethyl Carbinol	100	A	B	X	X	X	X	X	X	A	B	A	I	I	I	I	T	
Diethyl Ketone	100	A	B	X	B	I	X	A	X	A	B	A	I	I	I	I	T	
Diethyl Oxalate	100	A	A	X	X	X	X	B	X	A	B	A	I	I	I	I	T	
Diethyl Phthalate	100	A	A	X	X	X	X	B	X	A	B	A	I	I	I	I	T	
Diethyl Sebacate	100	A	B	X	X	X	X	A	I	A	A	A	X	I	I	I	TNS	
Diethyl Sulfate	100	A	A	X	B	I	B	A	I	A	A	A	I	I	I	I	T B	
Diethyl Triamine	100	A	A	X	B	I	B	B	B	A	B	A	A	I	X	T B		
Diethylamine	100	A	B	X	X	X	X	B	A	A	A	A	X	X	X	X	T	
Diethylene Dioxide	100	A	A	A	A	A	A	X	A	A	A	A	A	B	A	A	TVBN	
Diethylene Glycol	100	A	A	X	B	I	B	A	I	A	A	A	I	I	X	T		
Diethylene Triamine	100	A	A	A	A	A	A	A	A	A	A	A	I	I	I	I	TVBN	
Dihydroxydiethyl Ether	100	A	A	X	B	I	B	A	I	A	A	A	I	I	I	I	T B	
Dihydroxyethyl Amine	100	A	B	X	X	X	X	I	B	A	B	A	I	I	I	I	T	
Diisobutyl Ketone	100	A	X	X	X	A	A	X	X	A	B	A	A	I	I	I	TVB	
Diisobutylene	100	A	A	X	X	X	X	I	I	A	I	A	I	I	I	I	T	
Diisooctyl Adipate	100	A	A	X	X	X	X	I	I	A	I	A	I	I	I	I	T	
Diisooctyl Phthalate	100	X	X	X	X	X	X	X	X	X	B	A	I	I	I	I	T	
Diisocyanate	100	A	A	X	X	X	X	I	I	A	I	A	I	I	I	I	T	
Diisodecyl Adipate	100	A	A	X	B	I	B	I	I	A	B	A	I	I	I	I	T B	
Diisodecyl Phthalate	100	A	A	X	B	I	B	I	I	A	B	A	I	I	I	I	T B	
Diisopropyl Amine	100	A	X	B	X	I	B	I	X	A	B	A	A	I	I	I	T B	
Diisopropyl Ether	100	A	B	X	X	X	X	I	B	A	B	A	A	A	I	I	T	
Diisopropyl Ketone	100	A	I	B	X	I	B	I	I	A	B	A	I	I	I	I	T B	
Dilauryl Ether	---	<b>NO HOSE RECOMMENDED FOR THIS APPLICATION</b>																
Dimethyl Amine	100	A	X	X	X	A	X	X	X	A	B	A	A	I	I	I	TV	
Dimethyl Benzene	100	A	X	B	X	I	B	I	X	B	B	A	I	I	I	I	T B	
Dimethyl Ether	100	A	A	X	B	X	X	A	A	B	A	A	A	A	I	I	T	
Dimethyl Ketone	100	A	X	X	X	A	X	I	X	A	A	A	I	I	I	I	TV	
Dimethyl Phenol	100	A	A	X	X	X	X	A	B	A	A	A	A	I	I	I	TV	
Dimethyl Phthalate	100	A	B	X	X	X	X	A	I	A	A	A	I	I	I	I	T	
Dimethyl Sulfate	---	<b>NO HOSE RECOMMENDED FOR THIS APPLICATION</b>																
Dimethyl Sulfide	---	<b>NO HOSE RECOMMENDED FOR THIS APPLICATION</b>																

AIR & MULTIPURPOSE  
General Purpose  
Heavy Duty  
Push-on

CHEMICAL TRANSFER

CLEANING EQUIPMENT

FOOD Transfer  
Washdown

MARINE

MATERIAL HANDLING  
Abrasives  
Bulk Transfer  
Cement & Concrete

MINING

PETROLEUM  
Aircraft Fueling  
Dispensing  
Dock  
Transfer

SPRAY

STEAM

VACUUM

VEYANCE

WATER  
Discharge  
Suction & Discharge  
Washdown

WELDING

COUPLING SYSTEMS

APPENDIX



# APPENDIX B

## CHEMICAL CHARTS

This chemical chart is offered as a guide only. There are many variables to be considered with each application. Ratings are for tube polymer only! For explanation of ratings see the initial page of these Chemical Charts in Appendix B. Contact customer services for chemicals or polymers not listed at 800-235-4632.

RATING SCALE		GOODYEAR ENGINEERED PRODUCTS CHEMICAL HOSE												FITTING				
<b>A</b> = May be used for Continuous Service <b>B</b> = May be used for Intermittent Service <b>I</b> = Insufficient Data, contact customer services <b>X</b> = Do not Use																		
GASKET		Temperature (°F)	HOSE TUBE POLYMER												METAL			
<b>T</b> = Teflon® <b>B</b> = Nitrile <b>S</b> = Silicone	<b>V</b> = Viton® <b>N</b> = Neoprene		UHMWPE	Butyl	Hypalon®	NR	Viton®	Nitrile	CPE	EPDM	XLPE	Alphasyn™	Teflon®	316 SS	Aluminum	Brass	Gasket	
D			Fabchem™	Gray Flexwing®	Yellow Flexwing	Tan Flexwing	Orange Flexwing	Flexwing Petroleum	Brown Flexwing, ExtremeFlex™ Brown	Purple Flexwing, ExtremeFlex™ Purple	Green XLPE	Blue Flexwing	Chem One™ & Viper™	HI-PER®	Insta-Lock™	Insta-Lock	Insta-Lock	Insta-Lock
Dimethyl Carbinol	100	A	A	A	A	B	A	A	A	A	A	A	A	I	I	I	TV	
Dinitrobenzene	100	A	X	X	X	A	X	I	I	A	B	A	I	I	I	I	TV	
Diocetyl Adipate	100	A	A	X	X	X	X	X	B	A	I	A	I	I	I	I	T	
Diocetyl Amine	100	A	A	X	B	I	B	I	I	A	B	A	I	I	I	I	T	
Diocetyl Phthalate	100	A	B	X	X	A	X	X	X	A	A	A	A	I	I	I	TV	
Diocetyl Sebacate	100	A	A	X	X	X	X	X	B	A	I	A	I	I	I	I	TV	
Dioxane	100	A	B	X	X	X	X	B	X	A	A	A	A	I	I	I	T	
Dioxolane	100	A	X	X	X	I	X	B	X	A	B	A	I	I	I	I	T	
Diphenyl Phthalate	100	A	A	X	X	X	X	I	I	A	A	A	I	I	I	I	T	
Dipropyl Ketone	100	A	B	X	X	X	X	X	I	A	A	A	I	I	I	I	T	
Dipropylamine	100	A	A	X	B	I	B	B	I	A	A	A	I	I	I	I	T	
Dipropylene Glycol	100	A	A	A	A	A	A	A	I	A	A	A	I	I	I	I	TVB	
Disodium Phosphate	100	A	A	A	A	I	A	A	I	A	A	A	A	I	B	I	TB	
Divinyl Benzene	100	A	X	X	X	A	X	X	X	A	B	A	I	I	I	I	TV	
Dodecyl Benzene	100	A	X	X	X	A	X	I	X	A	B	A	I	I	I	I	TV	
Dodecyl Toluene	100	A	X	X	X	A	X	I	X	A	B	A	I	I	I	I	TV	
Dow-Per	100	A	X	X	X	A	X	I	X	A	B	A	I	I	I	I	TV	
Dowtherm® A	100	A	I	X	X	A	X	X	X	A	A	A	I	A	I	I	TV	
Dowtherm® E	100	A	X	X	X	A	X	X	X	A	A	I	I	X	I	I	V	
Dowtherm® SR-1	100	A	A	A	A	A	A	I	I	A	A	A	I	I	I	I	TVB	
E																		
Endolene	100	I	I	I	I	I	I	I	I	I	I	I	I	I	I	I	I	I
Epichlorohydrin	---	NO HOSE RECOMMENDED FOR THIS APPLICATION																
Ethanol	100	A	A	A	A	B	A	A	A	A	A	A	A	B	A	I	I	TBN
Ethanol Amine	100	A	A	B	B	I	B	A	B	A	B	A	A	B	I	I	I	TB
Ethyl Acetate	100	A	B	X	X	X	X	B	A	A	A	A	A	A	A	I	I	T
Ethyl Acetoacetate	100	A	B	X	X	X	X	A	B	A	A	A	B	I	I	I	I	T
Ethyl Acrylate	100	A	X	X	X	X	X	B	X	B	B	A	A	A	A	I	I	T
Ethyl Alcohol	100	A	A	A	A	A	A	A	A	A	A	A	A	B	A	I	I	TVBNS
Ethyl Aldehyde	---	NO HOSE RECOMMENDED FOR THIS APPLICATION																
Ethyl Aluminum Dichloride	100	X	X	X	X	B	X	I	X	B	I	A	I	I	I	I	I	TV
Ethyl Benzene	100	A	X	X	X	A	X	X	X	A	B	A	A	A	X	I	I	TV
Ethyl Butanol	100	A	A	A	A	B	A	A	A	A	A	A	I	I	I	I	I	TB

AIR & MULTIPURPOSE  
General Purpose  
Heavy Duty  
Push-on

CHEMICAL TRANSFER

CLEANING EQUIPMENT

FOOD Transfer  
Washdown

MARINE

MATERIAL HANDLING  
Abrasives  
Bulk Transfer  
Cement & Concrete

MINING

PETROLEUM  
Aircraft Fueling  
Dispensing  
Dock Transfer

SPRAY

STEAM

VACUUM

VEYANCE

WATER Discharge  
Suction & Discharge  
Washdown

WELDING

COUPLING SYSTEMS

APPENDIX



# APPENDIX B

## CHEMICAL CHARTS

This chemical chart is offered as a guide only. There are many variables to be considered with each application. Ratings are for tube polymer only! For explanation of ratings see the initial page of these Chemical Charts in Appendix B. Contact customer services for chemicals or polymers not listed at 800-235-4632.

### RATING SCALE

- A** = May be used for Continuous Service
- B** = May be used for Intermittent Service
- I** = Insufficient Data, contact customer services
- X** = Do not Use

### GASKET

- T** = Teflon®      **V** = Viton®
- B** = Nitrile      **N** = Neoprene
- S** = Silicone

### E

	Temperature (°F)	GOODYEAR ENGINEERED PRODUCTS CHEMICAL HOSE												FITTING			
		UHMWPE	Butyl	Hypalon®	NR	Viton®	Nitrile	CPE	EPDM	XLPE	Alphasyn™	Teflon®	316 SS	Aluminum	Brass	Gasket	
		HOSE TUBE POLYMER												METAL			
Ethyl Butyl Acetate	100	A	A	B	X	X	X	I	I	A	B	A	I	I	I	T	
Ethyl Butyl Alcohol	100	A	A	A	A	B	A	A	A	A	A	A	I	I	I	TB	
Ethyl Butyl Amine	100	A	A	X	B	I	B	I	I	I	I	A	I	I	I	TB	
Ethyl Butyl Ketone	100	A	B	X	X	X	X	X	I	A	A	A	I	I	I	T	
Ethyl Butylaldehyde	100	A	B	X	X	X	X	X	I	A	B	A	I	I	I	T	
Ethyl Chloride	---	<b>NO HOSE RECOMMENDED FOR THIS APPLICATION</b>															
Ethyl Dichloride	100	B	X	X	X	B	X	X	X	B	B	A	I	I	I	TV	
Ethyl Ether	---	<b>NO HOSE RECOMMENDED FOR THIS APPLICATION</b>															
Ethyl Formate	100	A	B	X	X	X	X	A	B	A	A	A	A	I	I	TV	
Ethyl Hexanol	100	A	A	A	A	B	A	A	A	A	A	A	I	I	I	TBN	
Ethyl Hexoic Acid	100	A	X	B	X	I	X	I	I	A	A	A	I	I	I	T	
Ethyl Hexyl Acetate	100	A	A	B	X	X	X	I	I	A	B	A	I	I	I	T	
Ethyl Hexyl Alcohol	100	A	A	A	A	B	A	A	A	A	A	A	I	I	I	TBN	
Ethyl Iodide	100	X	X	X	X	B	X	X	X	B	B	A	I	I	I	TV	
Ethyl Isobutyl Ether	100	A	X	B	X	I	B	I	X	A	B	A	I	I	I	T	
Ethyl Methyl Ketone	100	A	B	X	X	X	X	I	I	A	A	A	A	A	A	T	
Ethyl Oxalate	100	A	A	X	A	I	X	A	X	A	B	A	I	I	I	TV	
Ethyl Phthalate	100	A	A	X	X	X	X	B	I	A	I	A	I	I	I	T	
Ethyl Propyl Ether	100	A	X	B	X	I	B	A	X	A	B	A	I	I	I	TB	
Ethyl Propyl Ketone	100	A	B	X	X	X	X	I	I	A	A	A	I	I	I	T	
Ethyl Silicate	100	A	A	I	X	I	A	A	I	A	A	A	A	I	I	TBN	
Ethyl Sulfate	100	A	B	X	X	X	X	A	I	A	A	A	X	I	I	TBS	
Ethylamine	---	<b>NO HOSE RECOMMENDED FOR THIS APPLICATION</b>															
Ethylene Bromide	100	X	X	X	X	B	X	I	X	B	B	A	A	X	I	TV	
Ethylene Chloride	100	B	X	X	X	B	X	I	X	B	B	A	A	B	I	TV	
Ethylene Diamine	100	A	A	X	B	I	B	I	B	A	I	A	A	I	I	TB	
Ethylene Dibromide	100	X	X	X	X	B	X	I	X	B	B	A	A	X	I	TV	
Ethylene Dichloride	100	B	X	X	X	B	X	X	X	B	A	A	A	B	I	TV	
Ethylene Glycol	150	A	A	A	A	A	A	A	A	A	A	A	A	A	I	TVBNS	
Ethylhexil Phosphorodieth	100	I	X	X	I	I	A	A	X	X	I	I	I	I	I	B	
Ex-Tri	100	A	X	X	X	A	X	I	I	A	B	A	I	I	I	TV	

AIR &  
MULTIPURPOSE  
General Purpose  
Heavy Duty  
Push-on

CHEMICAL  
TRANSFER

CLEANING  
EQUIPMENT

FOOD  
Transfer  
Washdown

MARINE

MATERIAL  
HANDLING  
Abrasives  
Bulk Transfer  
Cement & Concrete

MINING

PETROLEUM  
Aircraft Fueling  
Dispensing  
Dock  
Transfer

SPRAY

STEAM

VACUUM

VEYANCE

WATER  
Discharge  
Suction &  
Discharge  
Washdown

WELDING

COUPLING  
SYSTEMS

APPENDIX





# APPENDIX B

## CHEMICAL CHARTS

This chemical chart is offered as a guide only. There are many variables to be considered with each application. Ratings are for tube polymer only! For explanation of ratings see the initial page of these Chemical Charts in Appendix B. Contact customer services for chemicals or polymers not listed at 800-235-4632.

RATING SCALE		GOODYEAR ENGINEERED PRODUCTS CHEMICAL HOSE											FITTING					
<b>A</b> = May be used for Continuous Service <b>B</b> = May be used for Intermittent Service <b>I</b> = Insufficient Data, contact customer services <b>X</b> = Do not Use		HOSE TUBE POLYMER											METAL					
GASKET		Temperature (°F)	UHMWPE	Butyl	Hypalon®	NR	Viton®	Nitrile	CPE	EPDM	XLPE	Alphasyn™	Teflon®	316 SS	Aluminum	Brass	Gasket	
<b>T</b> = Teflon® <b>B</b> = Nitrile <b>S</b> = Silicone	<b>V</b> = Viton® <b>N</b> = Neoprene		Fabchem™	Gray Flexwing®	Yellow Flexwing	Tan Flexwing	Orange Flexwing	Flexwing Petroleum	Brown Flexwing, ExtremeFlex™ Brown	Purple Flexwing, ExtremeFlex™ Purple	Green XLPE	Blue Flexwing	Chem One™ & Viper™	HI-PER®	Insta-Lock™	Insta-Lock	Insta-Lock	Insta-Lock
F		Ferric Bromide	150	A	A	A	A	A	A	A	A	A	A	I	I	I	TVB	
Ferric Chloride	150	A	A	A	A	A	A	A	A	A	A	A	A	X	X	X	TVBNS	
Ferric Sulfate	150	A	A	A	A	A	A	A	A	A	A	A	A	A	X	X	TVBN	
Ferrous Acetate	100	A	A	A	X	X	X	I	I	A	A	A	A	I	I	I	T	
Ferrous Chloride	150	A	A	A	A	B	A	A	A	A	A	A	A	I	X	X	T B	
Ferrous Hydroxide	100	A	A	B	A	X	B	I	I	A	A	A	B	I	I	I	T N	
Ferrous Sulfate	150	A	A	A	A	A	A	A	A	A	A	A	A	B	X	X	TVBN	
Fluoboric Acid 65%	150	B	A	A	A	I	I	A	I	I	A	A	I	I	X	X	T N	
Fluorine (wet)	100	X	X	X	X	X	X	X	X	X	X	X	B	X	X	X	T	
Fluosilicic Acid 50%	150	B	A	A	A	I	I	A	I	I	A	A	A	X	X	X	T N	
Formaldehyde 40%	100	A	A	A	B	B	A	A	A	A	A	A	A	B	I	I	T B	
Formalin	100	A	A	A	B	A	A	A	A	A	A	A	A	B	I	I	TVB	
Formic Acid	100	A	A	X	B	X	X	A	A	B	A	A	B	I	X	X	T V	
Freon® 12	100	A	X	X	X	B	B	I	X	B	X	A	A	I	I	I	T N	
Freon® 22	100	A	X	X	X	X	X	I	I	B	X	A	A	I	I	I	T N	
Fuel A (ASTM)	100	B	X	X	X	A	A	I	X	B	B	A	A	A	A	A	TVB	
Fuel B (ASTM)	100	B	X	X	X	A	A	I	X	B	B	A	A	I	I	I	TVB	
Fuel Oil	100	A	X	X	X	A	A	X	X	B	B	A	A	A	A	I	TVB	
Furfural	100	A	A	I	I	X	X	A	B	A	A	A	A	A	A	X	T	
Furfuryl Alcohol	100	A	X	I	I	X	I	A	I	A	A	A	A	A	A	I	T	
G		Gallic Acid	100	A	B	I	A	I	I	A	B	I	B	A	B	I	I	T S
Gasoline	100	B	X	X	X	X	A	A	B	X	B	B	A	A	I	I	TVB	
Glacial Acetic Acid	100	A	B	X	X	X	X	B	A	A	A	A	A	A	B	X	T	
Gluconic Acid	100	A	X	B	X	I	X	A	I	A	A	A	X	X	A	A	T	
Glycerin	100	A	A	A	A	A	A	A	A	B	A	A	A	A	A	A	TVBNS	
Glyphosate	100	A	I	I	I	I	I	I	A	I	I	I	I	I	I	I	I	
Graffinite	100	I	X	X	X	X	A	A	X	X	I	I	I	I	I	I	B	
Grease	100	A	X	X	X	A	A	I	X	B	A	A	A	A	A	A	TVB	
Green Sulfate Liquor	150	A	A	A	A	I	A	A	A	A	A	A	A	A	X	X	TBS	
H		Heptanal	100	A	X	X	X	X	X	I	A	I	A	I	I	I	I	T B
Heptane	100	A	X	X	X	A	A	A	X	B	B	A	A	A	I	I	TVB	

AIR & MULTIPURPOSE  
General Purpose  
Heavy Duty  
Push-on

CHEMICAL TRANSFER

CLEANING EQUIPMENT

FOOD Transfer  
Washdown

MARINE

MATERIAL HANDLING  
Abrasives  
Bulk Transfer  
Cement & Concrete

MINING

PETROLEUM  
Aircraft Fueling  
Dispensing  
Dock  
Transfer

SPRAY

STEAM

VACUUM

VEYANCE

WATER  
Discharge  
Suction & Discharge  
Washdown

WELDING

COUPLING SYSTEMS

APPENDIX



# APPENDIX B

## CHEMICAL CHARTS

This chemical chart is offered as a guide only. There are many variables to be considered with each application. Ratings are for tube polymer only! For explanation of ratings see the initial page of these Chemical Charts in Appendix B. Contact customer services for chemicals or polymers not listed at 800-235-4632.

### RATING SCALE

- A** = May be used for Continuous Service
- B** = May be used for Intermittent Service
- I** = Insufficient Data, contact customer services
- X** = Do not Use

### GASKET

- T** = Teflon®      **V** = Viton®
- B** = Nitrile      **N** = Neoprene
- S** = Silicone

### H

### I

### GOODYEAR ENGINEERED PRODUCTS CHEMICAL HOSE

### FITTING

Temperature (°F)

### HOSE TUBE POLYMER

### METAL

	Temperature (°F)	GOODYEAR ENGINEERED PRODUCTS CHEMICAL HOSE												FITTING			
		UHMWPE	Butyl	Hypalon®	NR	Viton®	Nitrile	CPE	EPDM	XLPE	Alphasyn™	Teflon®	316 SS	Aluminum	Brass	Gasket	
Heptane Carboxylic Acid	100	A	X	B	X	A	X	A	I	A	A	A	I	I	I	T	V
Hexaldehyde	100	A	X	X	X	X	X	I	X	A	B	A	A	A	I	T	
Hexane	100	B	X	X	X	A	A	B	X	B	B	A	A	A	A	TVB	
Hexanol	100	A	A	A	A	B	A	A	A	A	A	A	A	I	I	T	B
Hexyl Methyl Ketone	100	A	B	X	X	X	X	I	I	A	A	A	I	I	I	T	
Hexylamine	100	A	B	X	X	X	X	B	I	A	B	A	I	I	I	T	
Hexylene	100	X	X	X	X	A	A	I	X	X	I	A	I	I	I	TVB	
Hexylene Glycol	150	A	A	A	A	A	A	A	I	A	A	A	A	B	A	TVBN	
Hexyl-Alcohol	100	A	A	A	A	B	A	A	X	A	A	A	A	I	I	T	B
Hi-Tri	100	A	X	X	X	A	X	I	X	A	B	A	I	I	I	T	V
Hydrobromic Acid (37%)	150	B	A	A	A	I	X	A	A	I	A	A	X	X	X	T	N
Hydrochloric Acid 38% concentrated, fuming acid	125	A	B	X	I	I	X	X	I	A	I	A	X	X	X	T	
Hydrochloric Acid 37%	125	A	B	A	B	X	X	A	B	A	A	A	X	X	X	T	
Hydrofluoric Acid (10%)	125	A	A	A	X	I	X	A	I	A	A	A	A	X	X	T	N
Hydrofluosilicic Acid	150	B	B	A	A	I	I	A	A	I	A	A	A	X	X	T	
Hydrogen Dioxide 10%	100	B	X	X	X	A	X	I	I	I	I	A	A	B	X	T	V
Hydrogen Dioxide over 10%	100	B	X	X	X	I	X	I	X	I	I	A	I	I	X	T	
Hydrogen Gas	100	NO HOSE RECOMMENDED FOR THIS APPLICATION															
Hydrogen Peroxide 10% to 50%	100	B	X	X	X	A	X	A	I	I	I	A	I	B	I	TVS	
Hydrogen Peroxide over 50%	100	X	X	X	X	X	X	X	X	X	I	A	A	I	X	T	
Iodine	100	A	I	A	I	I	I	A	I	B	I	A	I	I	X	TVB	
Iron Acetate	100	A	A	A	X	X	X	I	I	A	A	A	I	I	I	TNS	
Iron Hydroxide	100	A	A	B	X	X	B	I	I	A	A	A	I	I	I	T	N
Iron Salts	150	A	A	A	A	A	A	A	A	A	A	A	I	I	I	TVBN	
Iron Sulfate	150	A	A	A	A	A	A	A	A	A	A	A	I	I	I	TVBN	
Iron Sulfide	150	A	A	A	A	A	A	A	A	A	A	A	I	I	I	TVB	
Isoamyl Acetate	100	A	A	B	X	X	X	I	X	A	B	A	I	I	I	T	
Isoamyl Alcohol	100	A	A	A	A	B	A	A	A	A	A	A	A	I	A	TBN	
Isoamyl Bromide	100	B	X	X	X	B	X	I	X	B	I	A	I	I	I	T	V
Isoamyl Butyrate	100	B	X	X	X	X	X	I	I	B	B	A	I	I	I	T	
Isoamyl Chloride	100	X	X	X	X	B	X	I	I	X	B	A	I	I	I	T	V

AIR & MULTIPURPOSE  
General Purpose  
Heavy Duty  
Push-on

CHEMICAL TRANSFER

CLEANING EQUIPMENT

FOOD Transfer  
Washdown

MARINE

MATERIAL HANDLING  
Abrasives  
Bulk Transfer  
Cement & Concrete

MINING

PETROLEUM  
Aircraft Fueling  
Dispensing  
Dock  
Transfer

SPRAY

STEAM

VACUUM

VEYANCE

WATER  
Discharge  
Suction & Discharge  
Washdown

WELDING

COUPLING SYSTEMS

APPENDIX





# APPENDIX B

## CHEMICAL CHARTS

This chemical chart is offered as a guide only. There are many variables to be considered with each application. Ratings are for tube polymer only! For explanation of ratings see the initial page of these Chemical Charts in Appendix B. Contact customer services for chemicals or polymers not listed at 800-235-4632.

		GOODYEAR ENGINEERED PRODUCTS CHEMICAL HOSE											FITTING				
		Fabchem™	Gray Flexwing®	Yellow Flexwing	Tan Flexwing	Orange Flexwing	Flexwing Petroleum	Brown Flexwing, ExtremeFlex™ Brown	Purple Flexwing, ExtremeFlex™ Purple	Green XLPE	Blue Flexwing	Chem One™ & Viper™	HI-PER®	Insta-Lock™	Insta-Lock	Insta-Lock	Insta-Lock
		UHMWPE	Butyl	Hypalon®	NR	Viton®	Nitrile	CPE	EPDM	XLPE	Alphasyn™	Teflon®	316 SS	Aluminum	Brass	Basket	
		HOSE TUBE POLYMER											METAL				
	Temperature (°F)																
I	Isoamyl Ether	100	A	X	B	X	I	B	I	X	A	I	A	I	I	I	T
	Isoamyl Phthalate	100	A	A	X	X	X	X	I	I	A	I	A	I	I	I	T
	Isobutane	---	NO HOSE RECOMMENDED FOR THIS APPLICATION														
	Isobutanol	100	A	A	A	A	B	A	A	A	A	A	A	A	I	I	TBNS
	Isobutyl Acetate	100	A	A	B	X	X	X	B	X	A	B	A	A	B	I	T
	Isobutyl Alcohol	100	A	A	A	A	B	X	A	A	A	A	A	A	I	I	TNS
	Isobutyl Aldehyde	100	A	B	X	X	X	X	B	I	A	B	A	I	I	I	T
	Isobutyl Amine	100	A	B	X	X	X	X	I	I	A	B	A	I	I	I	T
	Isobutyl Bromide	100	B	X	X	X	B	X	I	X	X	I	A	I	I	I	TV
	Isobutyl Carbinol	100	A	A	A	A	B	A	A	A	A	A	A	A	I	A	TBN
	Isobutyl Chloride	100	B	X	X	X	B	X	I	X	X	I	A	I	I	I	TV
	Isobutyl Ether	100	A	X	B	X	I	X	I	X	A	I	A	I	I	I	TB
	Isobutylene	100	A	X	X	X	A	X	I	X	A	B	A	I	I	I	TV
	Isooctane	100	B	X	X	X	A	A	I	X	B	B	A	A	A	A	TVBS
	Isopentane	---	NO HOSE RECOMMENDED FOR THIS APPLICATION														
	Isophorone	100	B	A	I	I	I	X	I	A	B	B	A	B	A	I	T
	Isopropanol	100	A	A	A	A	B	A	A	A	A	A	A	A	I	I	TVBS
	Isopropanol Amine	100	A	A	X	B	X	B	I	I	A	B	A	I	I	I	TB
	Isopropyl Acetate	100	A	A	X	X	X	X	B	X	A	A	A	A	I	I	T
	Isopropyl Alcohol	100	A	A	A	A	B	A	A	A	A	A	A	A	I	I	TBNS
	Isopropyl Amine	100	A	B	X	X	X	X	I	I	A	B	A	I	I	I	T
	Isopropyl Benzene	100	A	X	X	X	A	X	X	X	A	B	A	I	I	I	TV
	Isopropyl Chloride	---	NO HOSE RECOMMENDED FOR THIS APPLICATION														
	Isopropyl Ether	100	A	X	B	X	I	X	I	X	A	B	A	A	I	I	TB
	Isopropyl Toluene	100	A	X	X	X	A	X	I	X	A	I	A	I	I	I	TV
J	Jet Fuels	---	SPECIAL HOSE REQUIRED										A	A	A	TVB	
K	Kerosene	100	A	X	X	X	A	A	A	X	A	A	A	A	A	I	TVB
L	Lauryl Alcohol	100	A	A	A	A	B	A	A	A	A	A	A	I	I	I	TB
	Lead Acetate	100	A	A	X	X	X	X	A	B	A	A	A	A	X	X	T

AIR & MULTIPURPOSE  
General Purpose  
Heavy Duty  
Push-on

CHEMICAL TRANSFER

CLEANING EQUIPMENT

FOOD Transfer  
Washdown

MARINE

MATERIAL HANDLING  
Abrasives  
Bulk Transfer  
Cement & Concrete

MINING

PETROLEUM  
Aircraft Fueling  
Dispensing  
Dock Transfer

SPRAY

STEAM

VACUUM

VEYANCE

WATER Discharge  
Suction & Discharge  
Washdown

WELDING

COUPLING SYSTEMS

APPENDIX



# APPENDIX B

## CHEMICAL CHARTS

This chemical chart is offered as a guide only. There are many variables to be considered with each application. Ratings are for tube polymer only! For explanation of ratings see the initial page of these Chemical Charts in Appendix B. Contact customer services for chemicals or polymers not listed at 800-235-4632.

### RATING SCALE

- A** = May be used for Continuous Service
- B** = May be used for Intermittent Service
- I** = Insufficient Data, contact customer services
- X** = Do not Use

### GASKET

- T** = Teflon®      **V** = Viton®
- B** = Nitrile      **N** = Neoprene
- S** = Silicone

### L

	Temperature (°F)	UHMWPE	Butyl	Hypalon®	NR	Viton®	Nitrile	CPE	EPDM	XLPE	Alphasyn™	Teflon®	316 SS	Aluminum	Brass	Gasket	
Lead Sulfate	150	A	A	A	A	A	A	A	A	A	A	A	A	X	X	TVBN	
Ligroin	100	A	X	X	X	A	A	I	X	A	B	A	A	A	I	T V B	
Linseed Oil	100	A	A	B	X	A	A	A	B	I	A	A	A	I	A	TVBNS	
Liquefied Natural Gas (LNG)	---	<b>NO HOSE RECOMMENDED FOR THIS APPLICATION</b>															
Liquefied Petroleum Gas (LPG)	---	<b>NO HOSE RECOMMENDED FOR THIS APPLICATION</b>															
Lubricating Oils	100	A	X	X	X	A	A	I	X	A	I	A	A	A	A	T V B	

### M

MIBK	100	A	X	X	X	X	X	X	X	A	B	A	X	X	X	T	
M.E.K.	100	A	X	X	X	X	X	X	X	A	B	A	X	X	X	T	
Magnesium Acetate	100	A	A	A	X	X	X	A	I	A	A	A	I	I	I	T	
Magnesium Chloride	150	A	A	A	A	A	A	A	A	A	A	A	A	X	I	TVBS	
Magnesium Hydrate	150	A	A	B	A	B	B	I	I	A	A	A	A	X	I	T N	
Magnesium Hydroxide	150	A	A	B	A	B	B	A	A	A	A	A	A	X	I	TVBN	
Magnesium Sulfate	150	A	A	A	A	A	A	A	B	A	A	A	A	I	I	TVBNS	
Maleic Acid	100	A	X	X	X	I	X	I	I	B	I	A	A	B	X	T V	
Malic Acid	150	B	I	A	A	I	I	I	I	I	I	A	A	B	X	TVBNS	
Manganese Sulfate	150	A	A	A	X	A	A	A	A	A	A	A	A	I	I	TVBN	
Manganese Sulfide	150	A	A	A	X	A	A	A	A	A	A	A	I	I	I	TVB	
Manganese Sulfite	150	A	A	A	X	A	A	A	A	A	A	A	I	I	I	TVB	
Methanol	100	A	A	A	A	X	A	A	A	A	A	A	A	I	I	T B	
Mesityl Oxide	100	A	B	X	X	X	X	B	X	A	B	A	A	I	I	T	
Methallyl Alcohol	100	A	A	A	A	B	A	A	A	A	A	A	I	I	I	T B	
Methyl (Wood) Alcohol	100	A	A	A	A	X	A	A	A	A	A	A	A	I	I	TBNS	
Methyl Acetate	100	A	A	B	X	X	X	A	A	A	A	A	A	I	I	T	
Methyl Acetoacetate	100	A	B	X	X	X	X	A	I	A	A	A	I	I	I	T	
Methyl Acetone	---	<b>NO HOSE RECOMMENDED FOR THIS APPLICATION</b>															
Methyl Amyl Acetate	100	B	A	B	X	X	X	I	X	A	B	A	I	I	I	T	
Methyl Amyl Alcohol	100	A	A	A	A	B	A	A	A	A	A	A	I	I	I	TBN	
Methyl Amyl Carbinol	100	A	A	A	A	B	A	A	A	A	A	A	I	I	I	T B	
Methyl Amyl Ketone	100	A	B	X	X	X	X	X	I	A	B	A	I	I	I	T	
Methyl Benzene	100	A	X	X	X	A	X	X	X	A	B	A	A	A	A	T V	
Methyl Butanol	100	A	A	A	A	B	A	A	I	A	A	A	A	I	A	TBN	

AIR &  
MULTIPURPOSE  
General Purpose  
Heavy Duty  
Push-on

CHEMICAL  
TRANSFER

CLEANING  
EQUIPMENT

FOOD  
Transfer  
Washdown

MARINE

MATERIAL  
HANDLING  
Abrasives  
Bulk Transfer  
Cement & Concrete

MINING

PETROLEUM  
Aircraft Fueling  
Dispensing  
Dock  
Transfer

SPRAY

STEAM

VACUUM

VEYANCE

WATER  
Discharge  
Suction &  
Discharge  
Washdown

WELDING

COUPLING  
SYSTEMS

APPENDIX



# APPENDIX B

## CHEMICAL CHARTS

This chemical chart is offered as a guide only. There are many variables to be considered with each application. Ratings are for tube polymer only! For explanation of ratings see the initial page of these Chemical Charts in Appendix B. Contact customer services for chemicals or polymers not listed at 800-235-4632.

M	Temperature (°F)	GOODYEAR ENGINEERED PRODUCTS CHEMICAL HOSE											FITTING				
		Fabchem™	Gray Flexwing®	Yellow Flexwing	Tan Flexwing	Orange Flexwing	Flexwing Petroleum	Brown Flexwing, ExtremeFlex™ Brown	Purple Flexwing, ExtremeFlex™ Purple	Green XLPE	Blue Flexwing	Chem One™ & Viper™	HI-PER®	Insta-Lock™	Insta-Lock	Insta-Lock	Insta-Lock
		UHMWPE	Butyl	Hypalon®	NR	Viton®	Nitrile	CPE	EPDM	XLPE	Alphasyn™	Teflon®	316 SS	Aluminum	Brass	Gasket	
		HOSE TUBE POLYMER											METAL				
Methyl Butanone	100	A	B	X	X	X	X	B	B	A	B	A	I	I	I	T	
Methyl Butyl Ketone	100	A	B	X	X	X	X	X	I	A	B	A	A	B	I	T	
Methyl Carbitol	100	A	A	A	X	I	X	A	I	A	A	A	I	I	I	T	
Methyl Cellosolve	100	A	A	A	X	I	X	A	A	A	A	A	A	B	A	T	
Methyl Chloride	---	NO HOSE RECOMMENDED FOR THIS APPLICATION															
Methyl Cyclohexane	100	A	X	X	X	B	X	B	X	B	I	A	I	I	I	TV	
Methyl Ethyl Ketone (M.E.K.)	100	A	X	X	X	X	X	X	X	A	B	A	X	X	X	T	
Methyl Hexanol	100	A	A	A	B	A	A	A	A	A	A	A	I	I	I	TVB	
Methyl Hexanone	100	A	B	X	X	X	X	X	I	A	B	A	I	I	I	T	
Methyl Hexyl Ketone	100	A	B	X	X	X	X	X	I	A	B	A	I	I	I	T	
Methyl Isobutyl Carbinol	100	A	A	A	A	B	A	A	A	A	A	A	B	I	I	TBN	
Methyl Isobutyl Ketone (MIBK)	100	A	X	X	X	X	X	X	X	A	B	A	X	X	X	T	
Methyl Isopropyl Ketone	100	A	B	X	X	X	X	B	B	A	B	A	A	I	I	T	
Methyl Normal Amyl Ketone	100	A	B	X	X	X	X	I	I	A	B	A	I	I	I	T	
Methyl Propyl Carbinol	100	A	A	A	A	B	A	A	A	A	A	A	I	I	I	TB	
Methyl Propyl Ether	100	A	X	B	X	I	X	I	X	A	B	A	I	I	I	T	
Methyl Propyl Ketone	100	A	B	X	X	X	X	B	I	A	B	A	I	I	I	T	
Methyl Tertiary Butyl Ether (MTBE) 100% Concentratel	100	X	X	X	X	X	X	X	X	A	B	I	I	I	I	I	
Methylallyl Acetate	100	A	A	B	X	X	X	I	A	A	A	A	I	I	I	T	
Methylallyl Chloride	100	A	X	X	X	X	X	X	I	B	I	A	I	I	I	T	
Methyldiethanolamine	100	A	X	X	X	X	A	A	X	A	A	A	I	I	I	TB	
Methylene Bromide	100	B	X	X	X	B	X	I	X	B	A	A	I	I	I	TV	
Methylene Chloride	---	NO HOSE RECOMMENDED FOR THIS APPLICATION															
Metribuzin	100	A	I	I	I	I	I	I	A	I	I	A	I	I	I	T	
Mineral Spirits	100	A	X	X	X	B	A	I	X	A	B	A	A	A	I	TB	
Monochloroacetic Acid	100	A	X	X	B	I	X	A	X	A	A	A	A	X	X	T	
Monochlorobenzene	100	B	X	X	X	A	X	X	X	B	B	A	A	B	B	TV	
Monochlorodifluoromethane	100	I	X	X	X	X	X	I	I	I	I	A	A	I	I	TN	
Monoethanol Amine	100	A	A	X	B	I	B	A	B	A	B	A	A	B	I	TN	
Monoethyl Amine	---	NO HOSE RECOMMENDED FOR THIS APPLICATION															
Monoisopropanol Amine	100	A	A	X	B	I	B	I	I	A	B	A	I	I	I	TB	
Muriatic Acid	125	A	X	X	A	I	X	A	X	A	A	A	X	X	X	T	

AIR & MULTIPURPOSE  
General Purpose  
Heavy Duty  
Push-on

CHEMICAL TRANSFER

CLEANING EQUIPMENT

FOOD Transfer  
Washdown

MARINE

MATERIAL HANDLING  
Abrasives  
Bulk Transfer  
Cement & Concrete

MINING

PETROLEUM  
Aircraft Fueling  
Dispensing  
Dock Transfer

SPRAY

STEAM

VACUUM

VEYANCE

WATER  
Discharge  
Suction & Discharge  
Washdown

WELDING

COUPLING SYSTEMS



# APPENDIX B

## CHEMICAL CHARTS

This chemical chart is offered as a guide only. There are many variables to be considered with each application. Ratings are for tube polymer only! For explanation of ratings see the initial page of these Chemical Charts in Appendix B. Contact customer services for chemicals or polymers not listed at 800-235-4632.

### RATING SCALE

- A** = May be used for Continuous Service
- B** = May be used for Intermittent Service
- I** = Insufficient Data, contact customer services
- X** = Do not Use

### GASKET

- T** = Teflon®      **V** = Viton®
- B** = Nitrile      **N** = Neoprene
- S** = Silicone

### GOODYEAR ENGINEERED PRODUCTS CHEMICAL HOSE

### FITTING

Temperature (°F)

	Temperature (°F)	HOSE TUBE POLYMER											METAL			
		UHMWPE	Butyl	Hypalon®	NR	Viton®	Nitrile	CPE	EPDM	XLPE	Alphasyn™	Teflon®	316 SS	Aluminum	Brass	Gasket
<b>N</b>																
N/Methylpyrrolidone	100	A	X	X	X	X	X	X	X	A	I	A	I	I	I	T
Naphtha	100	A	X	X	X	A	A	A	X	A	A	A	A	A	I	TVBN
Naphthalene	100	A	X	X	X	A	X	I	X	A	I	A	A	B	I	TV
Natural Gas	---	NO HOSE RECOMMENDED FOR THIS APPLICATION														
Neohexane	100	A	X	X	X	A	A	B	X	A	B	A	A	A	I	TVB
Neu-Tri	100	A	X	X	X	A	X	I	X	A	B	A	I	I	I	TV
Nickel Chloride	150	A	A	A	A	A	A	A	A	A	A	A	B	X	X	TVBS
Nickel Nitrate	150	A	A	A	A	A	A	A	A	A	A	A	B	X	X	TVBN
Nickel Sulfate	150	A	A	A	A	A	A	A	A	A	A	A	A	X	X	TVBNS
Nitric Acid 25%	100	B	B	X	X	X	X	X	X	B	A	A	A	X	X	TV
Nitric Acid 37%	100	X	X	X	X	X	X	X	X	X	A	A	A	X	X	TV
Nitric Acid 40%-60%	100	X	X	X	X	X	X	X	X	X	B	A	A	X	X	TV
Nitric Acid 70%	100	X	X	X	X	X	X	X	X	X	B	A	B	X	X	T
Nitro Benzene	100	A	X	X	X	B	X	X	X	A	B	A	A	B	X	T
Nitrogen Gas	100	A	A	A	A	A	A	A	A	A	A	A	A	I	I	TVBNS
Nitrous Oxide	100	A	A	A	A	A	A	A	A	A	A	A	A	I	X	TVBNS
Nonenes	100	A	X	X	X	A	A	I	X	A	B	A	I	I	I	V B
<b>O</b>																
Octadecanoic Acid	100	A	B	X	X	I	A	A	B	A	A	A	A	B	A	T B
Octane	100	B	X	X	X	A	A	A	X	B	B	A	B	I	B	TVB
Octanol	100	A	A	A	A	B	A	A	X	A	A	A	A	I	I	TBN
Octyl Acetate	100	A	A	A	X	X	X	X	I	A	B	A	I	I	I	T
Octyl Alcohol	100	A	A	A	A	B	A	A	X	A	A	A	A	I	I	T B
Octyl Aldehyde	100	A	X	X	X	X	X	I	I	A	I	A	I	I	I	T
Octyl Amine	100	A	B	X	X	X	X	B	I	A	B	A	I	I	I	T
Octyl Carbinol	100	A	A	A	A	B	A	A	A	A	A	A	I	I	I	T B
Octylene Glycol	100	A	A	A	A	A	A	A	A	A	A	A	I	I	I	TVB
Oil Petroleum	100	B	X	X	X	A	A	A	X	A	B	A	A	A	X	TVB
Oleic Acid	100	A	B	X	X	I	B	A	X	A	B	A	A	B	X	T B
Oleum	100	X	X	X	X	X	X	X	X	X	X	A	I	X	X	TV
Organic Fatty Acids	100	A	X	X	X	X	A	A	X	A	B	A	A	I	I	T B
Orthodichlorobenzene	100	A	X	X	X	A	X	I	X	A	B	A	I	I	I	TV

AIR &  
MULTIPURPOSE  
General Purpose  
Heavy Duty  
Push-on

CHEMICAL  
TRANSFER

CLEANING  
EQUIPMENT

FOOD  
Transfer  
Washdown

MARINE

MATERIAL  
HANDLING

Abrasives  
Bulk Transfer  
Cement & Concrete

MINING

PETROLEUM  
Aircraft Fueling  
Dispensing  
Dock  
Transfer

SPRAY

STEAM

VACUUM

VEYANCE

WATER  
Discharge  
Suction &  
Discharge  
Washdown

WELDING

COUPLING  
SYSTEMS

APPENDIX



# APPENDIX B

## CHEMICAL CHARTS

This chemical chart is offered as a guide only. There are many variables to be considered with each application. Ratings are for tube polymer only! For explanation of ratings see the initial page of these Chemical Charts in Appendix B. Contact customer services for chemicals or polymers not listed at 800-235-4632.

	Temperature (°F)	GOODYEAR ENGINEERED PRODUCTS CHEMICAL HOSE											FITTING				
		Fabchem™	Gray Flexwing®	Yellow Flexwing	Tan Flexwing	Orange Flexwing	Flexwing Petroleum	Brown Flexwing, ExtremeFlex™ Brown	Purple Flexwing, ExtremeFlex™ Purple	Green XLPE	Blue Flexwing	Chem One™ & Viper™	HI-PER®	Insta-Lock™	Insta-Lock	Insta-Lock	Insta-Lock
		UHMWPE	Butyl	Hypalon®	NR	Viton®	Nitrile	CPE	EPDM	XLPE	Alphasyn™	Teflon®	316 SS	Aluminum	Brass	Basket	
		HOSE TUBE POLYMER											METAL				
<b>O</b>																	
Orthodichlorobenzol	100	A	X	X	X	A	X	I	X	A	I	A	I	I	I	T V	
Orthoxylene	100	B	X	X	X	A	X	I	X	A	B	A	I	I	I	T V	
Oxalic Acid	100	A	A	X	X	I	X	A	B	I	B	A	A	B	X	T S	
Oxygen	---	NO HOSE RECOMMENDED FOR THIS APPLICATION															
Ozone	100	A	B	B	X	I	X	A	A	I	B	A	I	I	I	T S	
<b>P</b>																	
Palmitic Acid	100	A	A	B	X	I	A	A	B	B	B	A	A	I	X	TBS	
Papermakers Alum	150	A	A	A	A	A	A	A	A	A	A	A	I	I	I	TVBN	
Paradichlorobenzol	100	B	X	X	X	A	X	I	X	A	I	A	I	I	I	T V	
Paraffin	150	A	B	X	X	A	A	A	X	X	I	A	A	A	A	TVB	
Paraldehyde	100	A	B	X	X	X	X	I	B	A	B	A	A	A	I	T	
Paraxylene	100	A	X	X	X	A	X	I	X	A	B	A	I	I	I	T V	
Pelargonic Acid	100	A	A	X	X	I	A	I	I	A	I	A	I	I	I	T B	
Pentachloroethane	100	A	X	X	X	A	X	I	X	A	I	A	A	B	X	T V	
Pentane	---	NO HOSE RECOMMENDED FOR THIS APPLICATION															
Pentanol	100	A	A	A	A	B	A	A	A	A	A	A	I	I	I	TBN	
Pentanone	100	A	B	X	X	X	X	B	I	A	B	A	I	I	I	T	
Perchloroethylene	100	B	X	X	X	A	X	X	X	A	B	A	A	B	X	T V	
Petroleum Ether (Ligroin)	100	A	X	X	X	A	A	A	X	A	B	A	A	A	I	TVB	
Petroleum - Crude	100	A	X	X	X	A	A	A	X	A	B	A	A	A	X	TVB	
Petroleum Oils	100	A	X	X	X	A	A	A	X	A	B	A	A	A	X	TVB	
Phenol	125	A	A	X	X	A	X	A	X	A	B	A	A	B	B	T V	
Phenolsulfonic Acid	100	X	X	X	X	X	X	A	I	B	B	A	B	I	I	T	
Phenyl Chloride	100	A	X	X	X	A	X	X	X	A	B	A	A	B	I	T V	
Phosphoric Acid 10%	150	A	A	A	A	X	A	A	A	A	A	A	A	X	X	TVBN	
Phosphoric Acid 10-85%	100	A	A	A	B	X	X	A	A	A	A	A	A	X	I	TVN	
Pine Oil	100	A	X	X	X	A	X	B	X	A	B	A	A	I	X	T V	
Pinene	100	A	X	X	X	A	B	B	X	A	B	A	B	I	I	T V	
Polyethylene Glycol	150	A	A	A	A	A	A	A	A	A	A	A	I	I	I	TVBN	
Polypropylene Glycol	150	A	A	A	A	A	A	A	A	A	A	A	I	I	I	TVB	
Potassium Acetate	100	A	A	B	X	X	X	A	B	A	A	A	A	X	X	T B	
Potassium Bisulfate	150	A	A	A	A	A	A	A	A	A	A	A	A	I	X	TVBN	
Potassium Bisulfite	150	A	A	A	A	A	A	A	A	A	A	A	I	I	I	TVBN	

AIR & MULTIPURPOSE  
General Purpose  
Heavy Duty  
Push-on

CHEMICAL TRANSFER

CLEANING EQUIPMENT

FOOD Transfer  
Washdown

MARINE

MATERIAL HANDLING

Abrasives  
Bulk Transfer  
Cement & Concrete

MINING

PETROLEUM  
Aircraft Fueling

Dispensing  
Dock Transfer

SPRAY

STEAM

VACUUM

VEYANCE

WATER  
Discharge  
Suction & Discharge  
Washdown

WELDING

COUPLING SYSTEMS

APPENDIX



# APPENDIX B

## CHEMICAL CHARTS

This chemical chart is offered as a guide only. There are many variables to be considered with each application. Ratings are for tube polymer only! For explanation of ratings see the initial page of these Chemical Charts in Appendix B. Contact customer services for chemicals or polymers not listed at 800-235-4632.

### RATING SCALE

- A** = May be used for Continuous Service
- B** = May be used for Intermittent Service
- I** = Insufficient Data, contact customer services
- X** = Do not Use

### GASKET

- T** = Teflon®      **V** = Viton®
- B** = Nitrile      **N** = Neoprene
- S** = Silicone

### P

	Temperature (°F)	GOODYEAR ENGINEERED PRODUCTS CHEMICAL HOSE												FITTING				
		UHMWPE	Butyl	Hypalon®	NR	Viton®	Nitrile	CPE	EPDM	XLPE	Alphasyn™	Teflon®	HI-PER®	Insta-Lock™	Insta-Lock™	Insta-Lock™	Insta-Lock™	
		HOSE TUBE POLYMER												METAL				
Potassium Carbonate	150	A	A	A	A	A	A	A	A	A	A	A	A	A	X	X	TVBN	S
Potassium Chloride	150	A	A	A	A	A	A	A	A	A	A	A	A	A	X	X	TVBNS	
Potassium Chromate	150	B	A	X	I	I	I	A	I	B	B	A	B	I	I	TVBN		
Potassium Dichromate	150	B	A	X	I	I	I	A	I	B	B	A	A	B	X	TVBNS		
Potassium Hydrate	150	A	A	B	A	X	B	A	B	A	A	A	A	X	I	T	S	
Potassium Hydroxide	150	B	A	B	A	X	B	A	B	A	A	A	A	X	X	T	N	
Potassium Nitrate	150	A	A	A	A	A	A	A	A	A	A	A	A	B	A	TVBNS		
Potassium Permanganate	100	A	A	A	A	A	B	I	I	A	A	A	A	I	I	TVS		
Potassium Silicate	150	A	A	A	A	A	A	A	A	A	A	A	A	I	I	TVBNS		
Potassium Sulfate	150	A	A	A	A	A	A	A	A	A	A	A	A	B	A	TVBNS		
Potassium Sulfide	150	A	A	A	A	A	A	A	A	A	A	A	A	X	X	TVBNS		
Potassium Sulfite	150	A	A	A	A	A	A	A	A	A	A	A	A	I	X	TVBNS		
Propanediol	100	A	A	A	A	A	A	A	A	A	A	A	I	I	I	TVBS		
Propane Gas	---	X	X	X	X	X	X	X	X	X	X	X	X	X	X			
Propanol	100	A	A	A	A	B	A	A	A	A	A	A	A	I	I	TVB		
Propyl Acetate	100	A	A	B	X	X	X	B	X	A	B	A	A	I	I	T		
Propyl Alcohol	100	A	A	A	A	B	A	A	A	A	A	A	A	I	I	T	B	
Propyl Aldehyde	100	A	B	X	X	X	X	X	I	A	B	A	I	I	I	T		
Propyl Chloride	---	<b>NO HOSE RECOMMENDED FOR THIS APPLICATION</b>																
Propylene Diamine	100	A	A	X	B	I	B	A	I	A	I	A	I	I	I	T	B	
Propylene Dichloride	100	B	X	X	X	B	X	X	X	B	I	A	A	X	I	T	V	
Propylene Glycol	100	A	A	A	A	A	A	A	A	A	A	A	A	I	I	TVBS		
Propylene Tetramer	100	A	X	X	X	X	A	A	X	A	B	I	I	I	I	B		

### S

Sea Water	100	A	A	A	A	A	A	A	A	A	A	A	A	I	X	TVBNS	
Sewage	100	A	X	A	X	I	A	A	A	A	A	A	A	X	I	TBNS	
Silicate of Soda	100	A	A	A	A	A	A	A	A	A	A	A	A	X	X	TVBNS	
Soap	100	A	X	X	X	X	A	A	X	X	I	A	A	X	X	TBNS	
Soda Ash	100	A	A	A	A	A	A	A	A	A	A	A	A	X	I	TVBNS	
Soda, Caustic	100	A	A	B	A	X	B	A	A	A	A	A	A	X	X	TNS	
Soda, Lime	100	A	A	B	A	X	B	A	A	A	A	A	I	I	I	TVB	
Soda, Niter	100	A	A	A	A	A	A	A	B	A	A	A	A	B	I	TVB	
Sodium Acetate	100	A	A	A	X	X	X	A	B	B	B	A	A	I	A	TNS	

AIR &  
MULTIPURPOSE  
General Purpose  
Heavy Duty  
Push-on

CHEMICAL  
TRANSFER

CLEANING  
EQUIPMENT

FOOD  
Transfer  
Washdown

MARINE

MATERIAL  
HANDLING  
Abrasives  
Bulk Transfer  
Cement & Concrete

MINING

PETROLEUM  
Aircraft Fueling  
Dispensing  
Dock  
Transfer

SPRAY

STEAM

VACUUM

VEYANCE

WATER  
Discharge  
Suction &  
Discharge  
Washdown

WELDING

COUPLING  
SYSTEMS

APPENDIX





# APPENDIX B

## CHEMICAL CHARTS

This chemical chart is offered as a guide only. There are many variables to be considered with each application. Ratings are for tube polymer only! For explanation of ratings see the initial page of these Chemical Charts in Appendix B. Contact customer services for chemicals or polymers not listed at 800-235-4632.

RATING SCALE		GOODYEAR ENGINEERED PRODUCTS CHEMICAL HOSE												FITTING				
<b>A</b> = May be used for Continuous Service <b>B</b> = May be used for Intermittent Service <b>I</b> = Insufficient Data, contact customer services <b>X</b> = Do not Use		HOSE TUBE POLYMER												METAL				
GASKET		Temperature (°F)	Fabchem™	Gray Flexwing®	Yellow Flexwing	Tan Flexwing	Orange Flexwing	Flexwing Petroleum	Brown Flexwing, ExtremeFlex™ Brown	Purple Flexwing, ExtremeFlex™ Purple	Green XLPE	Blue Flexwing	Chem One™ & Viper™	HI-PER®	Insta-Lock™	Insta-Lock	Insta-Lock	Insta-Lock
T = Teflon®	V = Viton®		UHMWPE	Butyl	Hypalon®	NR	Viton®	Nitrile	CPE	EPDM	XLPE	Alphasyn™	Teflon®	316 SS	Aluminum	Brass	Gasket	
<b>T</b> = Teflon® <b>V</b> = Viton® <b>B</b> = Nitrile <b>N</b> = Neoprene <b>S</b> = Silicone																		
<b>S</b>																		
Sodium Aluminate	100	A	A	A	A	A	A	A	A	A	A	A	A	A	I	I	TVBN	
Sodium Bisulfate	150	A	A	A	A	A	A	A	A	A	A	A	A	A	X	X	TVBNS	
Sodium Bisulfite	150	A	A	A	A	A	A	A	A	A	A	A	A	A	X	X	TVBNS	
Sodium Carbonate	150	A	A	A	A	A	A	A	A	A	A	A	A	A	X	I	TVBNS	
Sodium Chloride (Brine)	150	A	A	A	A	A	A	A	A	A	A	A	A	A	X	I	TVBNS	
Sodium Chromate	150	X	A	X	I	I	I	A	I	X	I	A	A	A	A	A	TVBN	
Sodium Dichromate	150	A	A	X	I	I	I	A	A	A	A	A	A	A	I	X	T	
Sodium Hydrate	150	A	A	B	A	X	B	A	A	A	A	A	B	X	X	T	N	
Sodium Hydrochlorite (20%)	100	A	B	X	X	B	X	I	I	B	A	A	I	I	I	T		
Sodium Hydrosulfide	100	A	X	X	X	X	A	A	X	A	I	A	I	B	I	T	B	
Sodium Hydroxide (50%)	150	A	A	B	A	X	B	A	A	A	A	A	A	X	X	T	B	
Sodium Hypochlorite	100	B	B	X	X	B	X	A	A	X	B	A	X	X	X	TVS		
Sodium Nitrate	150	A	A	A	A	A	A	A	B	A	A	A	A	B	I	TVBNS		
Sodium Silicate	150	A	A	A	A	A	A	A	A	A	A	A	A	X	X	TVBNS		
Sodium Sulfate	150	A	A	A	A	A	A	A	A	A	A	A	A	B	X	TVBNS		
Sodium Sulfide	150	A	A	A	A	A	A	A	A	A	A	A	A	X	X	TVBN		
Sodium Sulfite	150	A	A	A	A	A	A	A	B	A	A	A	A	I	I	TVBNS		
Sodium Sulphydrate	100	A	X	X	X	X	A	A	X	A	B	A	I	I	I	T	B	
Sodium Thiosulfate	150	A	A	A	A	A	A	A	A	A	A	A	A	I	X	TVBNS		
Stannic Chloride	150	A	A	A	A	I	A	A	A	A	A	A	X	X	X	T	B	
Stannic Sulfide	150	A	A	A	A	I	A	A	A	A	A	A	I	I	I	T	B	
Stannous Chloride	150	A	A	A	A	I	A	A	B	A	A	A	A	X	X	T	B	
Stannous Sulfide	150	A	A	A	A	I	A	A	A	A	A	A	I	I	I	T	B	
Stearic Acid	100	A	B	X	X	I	A	A	B	A	A	A	A	B	A	TVB		
Stoddards Solvent	100	A	X	X	X	A	A	A	X	A	B	A	A	A	I	TVB		
Styrene	100	B	X	X	X	A	X	X	X	X	I	A	A	I	I	T	V	
Sulfamic Acid (>10%)	100	X	A	B	B	I	B	A	I	I	I	A	I	I	I	TVN		
Sulfonic Acid	100	B	X	X	X	X	X	I	I	B	I	A	I	I	I	TVN		
Sulfur Dioxide (Liquid)	100	B	B	B	I	X	I	I	I	X	I	A	A	I	I	T	N	
Sulfuric Acid 25%	150	A	A	B	B	I	X	A	A	A	A	A	I	X	X	TVN		
Sulfuric Acid 93%	100	X	X	B	X	B	X	X	B	A	A	A	I	X	X	T	V	
Sulfuric Acid 93-98%	100	X	X	X	X	B	X	X	X	I	B	A	I	X	X	T	V	
Sulfuric Acid Fuming	100	X	X	X	X	X	X	X	X	X	X	A	I	X	X	T		

AIR & MULTIPURPOSE  
General Purpose  
Heavy Duty  
Push-on

CHEMICAL TRANSFER

CLEANING EQUIPMENT

FOOD Transfer  
Washdown

MARINE

MATERIAL HANDLING  
Abrasives  
Bulk Transfer  
Cement & Concrete

MINING

PETROLEUM  
Aircraft Fueling  
Dispensing  
Dock Transfer

SPRAY

STEAM

VACUUM

VEYANCE

WATER  
Discharge  
Suction & Discharge  
Washdown

WELDING

COUPLING SYSTEMS



# APPENDIX B

## CHEMICAL CHARTS

This chemical chart is offered as a guide only. There are many variables to be considered with each application. Ratings are for tube polymer only! For explanation of ratings see the initial page of these Chemical Charts in Appendix B. Contact customer services for chemicals or polymers not listed at 800-235-4632.

### RATING SCALE

- A** = May be used for Continuous Service
- B** = May be used for Intermittent Service
- I** = Insufficient Data, contact customer services
- X** = Do not Use

### GASKET

- T** = Teflon®      **V** = Viton®
- B** = Nitrile      **N** = Neoprene
- S** = Silicone

### S

	Temperature (°F)	UHMWPE	Butyl	Hypalon®	NR	Viton®	Nitrile	CPE	EPDM	XLPE	Alphasyn™	Teflon®	316 SS	Aluminum	Brass	Gasket
Sulfurous Acid 10%	150	A	A	A	A	I	X	A	A	A	A	A	I	X	X	T
Sulfurous Acid 10-75%	100	A	A	A	A	I	X	A	A	A	A	A	I	X	X	T
Sulphonate	100	I	X	X	X	X	A	A	X	X	I	I	I	I	I	B

### T

	Temperature (°F)	UHMWPE	Butyl	Hypalon®	NR	Viton®	Nitrile	CPE	EPDM	XLPE	Alphasyn™	Teflon®	316 SS	Aluminum	Brass	Gasket	
Tall Oil	100	A	X	X	X	A	A	I	X	I	I	A	A	X	X	TVB	
Tallow	150	A	X	X	X	I	A	A	X	I	I	A	A	I	A	TBNS	
Tannic Acid	150	A	A	A	A	I	B	A	X	I	I	A	A	X	I	TVBN	
Tar	---	SPECIAL HOSE REQUIRED											A	A	I	I	
Tartaric Acid	150	A	A	A	A	I	A	A	A	A	A	A	A	A	I	A	TBN
Tergitol	100	X	I	I	I	I	I	I	I	I	I	A	I	I	I	T	
Tertiary Butyl Alcohol	100	A	A	A	A	B	A	A	A	A	A	A	I	I	I	TB	
Tetrachlorobenzene	100	B	X	X	X	B	X	I	X	B	I	A	I	I	I	T	
Tetrachloroethane	100	A	X	X	X	A	X	I	X	X	I	A	A	X	X	TV	
Tetrachloroethylene	100	A	X	X	X	A	X	X	X	A	B	A	A	B	X	TV	
Tetrachloromethane	100	A	X	X	X	A	X	X	X	X	B	A	A	I	I	TV	
Tetrachloronaphthalene	100	B	X	X	X	B	X	I	X	X	I	A	I	I	I	T	
Tetradecanol	100	A	A	A	A	B	A	A	A	A	A	A	I	I	I	TB	
Tetraethylene Glycol	150	A	A	A	A	A	A	A	A	A	A	A	I	I	I	TVB	
Tetraethylene Lead	100	X	X	X	X	A	X	X	X	X	I	A	I	I	I	TV	
Tetrahydrofuran	100	B	X	X	X	X	X	X	X	B	X	A	A	B	X	T	
THF	100	B	X	X	X	X	X	X	X	B	X	A	A	B	X	T	
Thionyl Chloride	100	X	I	I	I	I	I	I	I	I	X	A	X	X	X	T	
Tin Chloride	100	A	A	A	A	I	A	A	A	A	A	A	X	X	X	TVB	
Tin Tetrachloride	150	B	A	A	A	I	A	A	A	A	A	A	X	X	X	TB	
Titanium Tetrachloride	100	B	X	X	X	A	B	X	X	A	B	A	B	X	X	TV	
Toluene	100	A	X	X	X	A	X	X	X	B	B	A	A	A	A	TV	
Toluidine	100	X	I	I	I	I	I	I	I	I	I	A	I	I	I	T	
Toluol	100	A	X	X	X	A	X	X	X	A	B	A	A	A	A	TV	
Transformer Oil	100	X	I	I	I	I	I	I	I	I	I	A	A	I	I	T	
Transmission Oil "A"	150	B	X	X	X	A	A	I	X	I	I	A	A	A	A	TVB	
Tributoxy Ethylsulphate	100	I	A	X	X	A	X	X	A	X	I	I	I	I	I	V	
Tributyl Amine	100	A	A	X	B	I	B	A	I	A	A	A	I	I	I	T	
Tributyl Phosphate	100	A	A	X	X	X	X	X	X	A	I	A	A	I	X	T	

AIR &  
MULTIPURPOSE  
General Purpose  
Heavy Duty  
Push-on

CHEMICAL  
TRANSFER

CLEANING  
EQUIPMENT

FOOD  
Transfer  
Washdown

MARINE

MATERIAL  
HANDLING

Abrasives  
Bulk Transfer  
Cement & Concrete

MINING

PETROLEUM  
Aircraft Fueling  
Dispensing  
Dock  
Transfer

SPRAY

STEAM

VACUUM

VEYANCE

WATER  
Discharge  
Suction &  
Discharge  
Washdown

WELDING

COUPLING  
SYSTEMS

APPENDIX





# APPENDIX B

## CHEMICAL CHARTS

This chemical chart is offered as a guide only. There are many variables to be considered with each application. Ratings are for tube polymer only! For explanation of ratings see the initial page of these Chemical Charts in Appendix B. Contact customer services for chemicals or polymers not listed at 800-235-4632.

		GOODYEAR ENGINEERED PRODUCTS CHEMICAL HOSE													FITTING		
		Fabchem™	Gray Flexwing®	Yellow Flexwing	Tan Flexwing	Orange Flexwing	Flexwing Petroleum	Brown Flexwing, ExtremeFlex™ Brown	Purple Flexwing, ExtremeFlex™ Purple	Green XLPE	Blue Flexwing	Chem One™ & Viper™	HI-PER®	Insta-Lock™	Insta-Lock	Insta-Lock	Insta-Lock
		UHMWPE	Butyl	Hypalon®	NR	Viton®	Nitrile	CPE	EPDM	XLPE	Alphasyn™	Teflon®	316 SS	Aluminum	Brass	Basket	
		HOSE TUBE POLYMER											METAL				
T		Temperature (°F)	B	X	X	X	B	X	X	X	B	I	A	I	A	I	T
Trichlorobenzene	100	B	X	X	X	B	X	X	X	B	I	A	I	A	I	T	
Trichloroethane	100	A	X	X	X	A	X	B	X	X	B	A	A	I	I	TV	
Trichloroethylene	100	X	X	X	X	A	X	X	X	X	B	A	A	I	I	TV	
Trichloropropane	100	A	X	X	X	A	X	I	X	A	I	A	A	X	I	TV	
Tricresylphosphate	100	A	A	X	X	A	X	A	A	A	I	A	A	X	I	TV	
Tridecanol	100	A	A	A	A	B	A	A	A	A	A	A	I	I	I	TB	
Triethanolamine	100	A	A	X	B	X	B	A	A	A	A	A	A	I	X	TB	
Triethylamine	100	A	A	X	B	I	B	A	I	A	A	A	A	I	I	TVBN	
Triethylene Glycol	150	A	A	A	A	I	A	A	I	A	A	A	A	A	I	TB	
Trifluralin (Trefalin)	100	A	X	X	X	A	X	X	X	A	I	A	I	I	I	TV	
Triphenyl Phosphate	100	A	A	X	X	I	X	I	I	A	I	A	A	I	I	T	
Tripolyphosphate	100	X	I	I	I	I	I	I	I	I	I	A	I	I	I	T	
Trisodium Phosphate	150	A	A	A	A	A	A	A	A	A	A	A	A	X	I	TVBNS	
Turpentine	100	A	X	X	X	A	A	B	X	A	X	A	A	A	A	TVB	
U																	
Urea	100	A	A	I	I	I	X	A	I	A	A	A	A	B	I	TVBN	
Undecanol	100	B	A	A	A	B	A	A	A	A	A	A	I	I	I	TB	
V																	
V.M. & P. Naptha	100	A	X	X	X	A	A	I	X	A	I	A	I	I	I	TVBS	
Vinyl Acetate	100	A	A	B	X	X	X	A	X	A	B	A	A	I	X	TV	
Vinyl Benzene	100	A	X	X	X	A	X	X	X	A	I	A	A	I	I	TV	
Vinyl Chloride	---	NO HOSE RECOMMENDED FOR THIS APPLICATION															
Vinyl Ether	---	NO HOSE RECOMMENDED FOR THIS APPLICATION															
Vinyl Toluene	100	A	X	X	X	A	X	X	X	A	I	A	I	I	I	TV	
Vinyl Trichloride	100	A	X	X	X	A	X	X	X	A	B	A	A	I	I	TV	

AIR & MULTIPURPOSE  
General Purpose  
Heavy Duty  
Push-on

CHEMICAL TRANSFER

CLEANING EQUIPMENT

FOOD Transfer  
Washdown

MARINE

MATERIAL HANDLING  
Abrasives  
Bulk Transfer  
Cement & Concrete

MINING

PETROLEUM  
Aircraft Fueling  
Dispensing  
Dock Transfer

SPRAY

STEAM

VACUUM

VEYANCE

WATER Discharge  
Suction & Discharge  
Washdown

WELDING

COUPLING SYSTEMS

APPENDIX

# APPENDIX B

## CHEMICAL CHARTS

This chemical chart is offered as a guide only. There are many variables to be considered with each application. Ratings are for tube polymer only! For explanation of ratings see the initial page of these Chemical Charts in Appendix B. Contact customer services for chemicals or polymers not listed at 800-235-4632.

### RATING SCALE

- A** = May be used for Continuous Service
- B** = May be used for Intermittent Service
- I** = Insufficient Data, contact customer services
- X** = Do not Use

### GASKET

- T** = Teflon®      **V** = Viton®
- B** = Nitrile      **N** = Neoprene
- S** = Silicone

### W

	Temperature (°F)	UHMWPE	Butyl	Hypalon®	NR	Viton®	Nitrile	CPE	EPDM	XLPE	Alphasyn™	Teflon®	316 SS	Aluminum	Brass	Gasket
Water	180	A	A	A	A	A	A	A	A	A	A	A	A	I	I	TVBNS
Wax	100	A	X	X	X	X	A	A	X	X	X	A	A	I	I	TVBN
White Oil	100	A	X	X	X	I	A	A	X	I	I	A	I	I	I	TVB
Wood Alcohol	100	A	A	A	A	X	A	A	A	A	A	A	A	I	I	TBNS

### X

Xylene (Xylol)	100	X	X	X	X	A	X	X	X	A	B	A	A	I	I	T V
Xylidine	100	B	X	X	X	X	X	X	X	B	B	A	B	A	I	T

### Z

Zinc Carbonate	150	A	A	A	A	A	A	A	A	A	A	A	B	B	X	TVBN
Zinc Chloride	150	A	A	A	A	A	A	A	A	A	A	A	A	X	X	TVBNS
Zinc Chromate	150	A	A	X	I	I	I	A	X	B	I	A	I	I	I	T
Zinc Phosphate	100	A	X	X	X	X	A	A	A	X	I	A	I	I	I	TBNS
Zinc Sulfate	150	A	A	A	A	A	A	A	A	A	A	A	A	X	X	TVBNS

### GOODYEAR ENGINEERED PRODUCTS CHEMICAL HOSE

### FITTING

Temperature (°F)

### HOSE TUBE POLYMER

### METAL

AIR &  
MULTIPURPOSE  
General Purpose  
Heavy Duty  
Push-on

CHEMICAL  
TRANSFER

CLEANING  
EQUIPMENT

FOOD  
Transfer  
Washdown

MARINE

MATERIAL  
HANDLING

Abrasives  
Bulk Transfer  
Cement & Concrete

MINING

PETROLEUM  
Aircraft Fueling

Dispensing  
Dock  
Transfer

SPRAY

STEAM

VACUUM

VEYANCE

WATER  
Discharge  
Suction &  
Discharge  
Washdown

WELDING

COUPLING  
SYSTEMS

APPENDIX



# APPENDIX B

## SPIRAFLEX HOSE CHEMICAL RESISTANCE GUIDE

Thermoplastic Hose					
A = May be used for Continuous Service B = May be used for Intermittent Service X = Do not Use I = Insufficient Data	Temperature (°F)	Polyurethane/Spirathane	PVC/Plivoc Plus	TPE/Arvac SW	TPR/Green Hornet XF
Acetaldehyde	70°	X	X	I	X
Acetic Acid, Conc.	70°	X	B	I	I
Acetic Acid, Dilute 10	70°	B	A	I	I
Acetic Acid, Glacial	70°	X	B	I	X
Acetic Aldehyde	70°	I	X	I	X
Acetic Anhydride	70°	X	X	X	X
Acetic Ester	70°	X	X	X	B
Acetic Ether	70°	X	X	X	I
Acetone	70°	X	X	X	B
Acetone Cyanohydrin	70°	X	X	X	I
Acetyl Acetone	70°	X	X	X	I
Acetyl Chloride	70°	X	I	X	X
Acetylene Dichloride	70°	I	X	I	X
Acetylene Tetrachloride	70°	I	X	I	I
Acrylonitrile	70°	A	A	B	I
Allyl Alcohol	70°	X	X	X	X
Allyl Bromide	70°	X	X	X	I
Allyl Chloride	70°	X	X	X	I
Alum	70°	A	A	A	B
Aluminum Acetate	70°	I	I	I	I
Aluminum Chloride	70°	A	A	A	B
Aluminum Hydroxide	70°	A	A	A	I
Aluminum Sulfate	70°	A	A	A	B
Ammonia Cupric Sulfate	70°	I	X	I	I
Ammonia Water	70°	A	A	A	A
Ammonium Chloride	70°	A	A	A	B
Ammonium Hydroxide	70°	B	B	I	B
Ammonium Nitrate	70°	A	A	A	I
Ammonium Phosphate	70°	I	I	I	B
Ammonium Sulfate	70°	A	A	A	B
Ammonium Sulfide	70°	A	A	A	I
Ammonium Sulfite	70°	A	A	A	I
Ammonium Thiosulfate	70°	A	A	I	I

Thermoplastic Hose					
A = May be used for Continuous Service B = May be used for Intermittent Service X = Do not Use I = Insufficient Data	Temperature (°F)	Polyurethane/Spirathane	PVC/Plivoc Plus	TPE/Arvac SW	TPR/Green Hornet XF
Amyl Acetate	70°	X	X	X	X
Amyl Alcohol	70°	B	B	I	X
Amyl Chloride	70°	X	X	X	X
Amyl Phenol	70°	I	X	I	I
Amyl Phthalate	70°	I	X	I	I
Aniline Oils	70°	X	X	X	I
Animal Grease	70°	A	A	A	I
Animal Oils	70°	A	A	A	X
Aqua Ammonia	70°	I	B	B	I
Aromatic Tar	70°	X	X	X	I
Arsenic Acid	70°	A	A	A	I
Arsenic Chloride	70°	A	A	I	I
Arsenic Trichloride	70°	A	A	I	I
Asphalt	70°	X	X	X	X
ASTM #1 Oil	70°	A	A	A	X
ASTM #2 Oil	70°	A	A	I	X
ASTM #3 Oil	70°	A	A	B	X
B					
Barium Carbonate	70°	A	A	A	I
Barium Chloride	70°	A	A	A	I
Barium Hydroxide	70°	A	A	A	I
Barium Sulfate	70°	A	A	A	I
Barium Sulfide	70°	A	A	A	I
Benzyl Chloride	70°	I	X	I	I
Benzaldehyde	70°	X	X	X	X
Benzene (Benzol)	70°	X	X	X	X
Benzine (Ligroin)	70°	X	X	X	X
Benzine Solvent (Ligroin)	70°	X	X	X	X
Benzoic Acid	70°	B	A	A	B
Benzoic Aldehyde	70°	I	X	I	I
Benzotrichloride	70°	I	X	I	I
Benzoyl Chloride	70°	I	X	I	I
Benzyl Acetate	70°	I	X	I	I

AIR &  
MULTIPURPOSE  
General Purpose  
Heavy Duty  
Push-on

CHEMICAL  
TRANSFER

CLEANING  
EQUIPMENT

FOOD  
Transfer  
Washdown

MARINE

MATERIAL  
HANDLING  
Abrasives  
Bulk Transfer  
Cement & Concrete

MINING

PETROLEUM  
Aircraft Fueling  
Dispensing  
Dock  
Transfer

SPRAY

STEAM

VACUUM

VEYANCE

WATER  
Discharge  
Suction &  
Discharge  
Washdown

WELDING

COUPLING  
SYSTEMS

# APPENDIX B

## SPIRAFLEX HOSE CHEMICAL RESISTANCE GUIDE

AIR &  
MULTIPURPOSE  
General Purpose  
Heavy Duty  
Push-on

CHEMICAL  
TRANSFER

CLEANING  
EQUIPMENT

FOOD  
Transfer  
Washdown

MARINE

MATERIAL  
HANDLING  
Abrasives  
Bulk Transfer  
Cement & Concrete

MINING

PETROLEUM  
Aircraft Fueling  
Dispensing  
Dock  
Transfer

SPRAY

STEAM

VACUUM

VEYANCE

WATER  
Discharge  
Suction &  
Discharge  
Washdown

WELDING

COUPLING  
SYSTEMS

### Thermoplastic Hose

**A** = May be used for Continuous Service  
**B** = May be used for Intermittent Service  
**X** = Do not Use  
**I** = Insufficient Data

	Temperature (°F)	Polyurethane/Spirathane	PVC/Pliovic Plus	TPE/Arvac SW	TPR/Green Hornet XF
<b>B</b>					
Benzyl Chloride	70°	I	X	I	I
Bichromate of Soda	70°	I	A	I	I
Black Sulfate Liquor	70°	A	A	A	I
Bleach	70°	A	A	A	B
Brine	70°	A	A	A	B
Bromine	70°	X	X	X	X
Bromo Benzene	70°	I	X	I	X
Bromo Toluene	70°	I	X	I	I
Bromochloromethane	70°	I	X	I	X
Butanol	70°	I	X	I	B
Butyl (Normal) Alcohol	70°	I	X	X	B
Butyl (Secondary) Alcohol	70°	I	X	X	B
Butyl Acetate	70°	X	X	I	X
Butyl Acetoacetate	70°	I	X	I	I
Butyl Acrylate	70°	I	X	I	I
Butyl Alcohol	70°	A	A	A	B
Butyl Benzene	70°	I	X	I	I
Butyl Benzl Phthalate	70°	I	X	I	I
Butyl Bromide	70°	I	X	I	I
Butyl Butyrate	70°	I	X	I	I
Butyl Chloride	70°	I	X	I	I
Butyl Phthalate	70°	I	X	I	X
Butyric Acid	70°	I	X	B	I
<b>C</b>					
Cadmium Acetate	70°	I	A	I	I
Calcium Acetate	70°	I	A	I	I
Calcium Aluminate	70°	I	A	I	I
Calcium Bichromate	70°	I	A	I	I
Calcium Bisulfate	70°	I	A	B	I
Calcium Bisulfite	70°	A	A	A	I
Calcium Carbonate	70°	A	A	A	I
Calcium Chloride	70°	A	A	A	I
Calcium Hydroxide (Caustic Lime)	70°	A	A	A	I

### Thermoplastic Hose

**A** = May be used for Continuous Service  
**B** = May be used for Intermittent Service  
**X** = Do not Use  
**I** = Insufficient Data

	Temperature (°F)	Polyurethane/Spirathane	PVC/Pliovic Plus	TPE/Arvac SW	TPR/Green Hornet XF
<b>C</b>					
Calcium Hypochlorite	70°	A	A	I	I
Calcium Nitrate	70°	A	A	I	I
Calcium Silicate	70°	A	A	I	I
Calcium Sulfate	70°	A	A	A	I
Calcium Sulfide	70°	A	A	I	I
Calcium Sulfite	70°	A	A	I	I
Carbolic Acid, Phenol	70°	X	X	X	X
Carbon Dioxide	70°	A	A	A	B
Carbon Disulfide	70°	X	X	X	X
Carbon Monoxide	70°	A	A	A	B
Carbon Tetrachloride	70°	X	X	X	X
Carbonic Acid	70°	I	A	A	I
Casinghead Gasoline	70°	I	X	X	X
Caster Oil (Castor Oil)	70°	A	A	A	I
Caustic Potash	70°	A	A	A	A
Caustic Soda	70°	A	A	A	B
Chlorinated Solvents	70°	I	X	I	I
Chlorine (Dry)	70°	A	A	A	B
Chlorine (Wet)	70°	B	X	I	B
Chloroacetone	70°	I	X	I	I
Chlorobenzene	70°	X	X	X	X
Chlorobutane	70°	I	X	I	I
Chloroethylbenzene	70°	I	X	I	I
Chloroform	70°	X	X	X	X
Chloropentane	70°	I	X	I	X
Chlorophenol	70°	I	X	I	I
Chloropropanone	70°	I	X	I	I
Chlorosulfonic Acid	70°	I	B	I	X
Chlorothene	70°	I	X	I	X
Chlorotoluene	70°	X	X	X	X
Chromic Acid	70°	B	B	B	B
Copper Chloride	70°	A	A	A	B
Copper Hydrate	70°	I	A	I	I

# APPENDIX B

## SPIRAFLEX HOSE CHEMICAL RESISTANCE GUIDE

Thermoplastic Hose					
C	Temperature (°F)	Polyurethane/Spirathane	PVC/Plivoc Plus	TPE/Arvac SW	TPR/Green Hornet XF
<b>A</b> = May be used for Continuous Service <b>B</b> = May be used for Intermittent Service <b>X</b> = Do not Use <b>I</b> = Insufficient Data					
Copper Hydroxide	70°	I	A	I	I
Copper Nitrate	70°	A	A	A	I
Copper Nitrite	70°	A	A	A	I
Copper Sulfate	70°	A	A	A	I
Copper Sulfide	70°	B	A	B	I
Creosol	70°	X	X	X	X
Creosote	70°	X	X	X	X
Crude Oil	70°	B	A	B	X
Cupric Carbonate	70°	I	A	I	I
Cupric Chloride	70°	A	A	I	I
Cupric Nitrate	70°	A	A	I	I
Cupric Nitrite	70°	A	A	I	I
Cupric Sulfate	70°	A	A	A	I
Cyclohexane	70°	X	X	X	X
Cyclohexanol	70°	X	X	X	X
Cyclohexanone	70°	X	X	X	X
Cyclopentane, methyl	70°	I	A	I	I
Cyclopentanol	70°	I	A	I	I
Cyclopentanone	70°	I	A	I	I
D					
D.D.T.	70°	I	A	I	I
D.D.T. in Kerosene	70°	X	X	X	X
Decalin	70°	I	B	I	I
Decanol	70°	I	B	I	I
Decyl Alcohol	70°	I	A	I	I
Decyl Butyl Phthalate	70°	X	X	X	X
Denatured Alcohol	70°	I	A	B	I
Diacetone Alcohol	70°	B	A	B	B
Diamyl Phenol	70°	X	X	X	X
Dibromobenzene	70°	I	X	I	I
Dibutyl Amine	70°	I	X	I	I
Dibutyl Phthalate	70°	X	X	X	X
Dibutyl Sebacate	70°	I	X	I	I

Thermoplastic Hose					
D	Temperature (°F)	Polyurethane/Spirathane	PVC/Plivoc Plus	TPE/Arvac SW	TPR/Green Hornet XF
<b>A</b> = May be used for Continuous Service <b>B</b> = May be used for Intermittent Service <b>X</b> = Do not Use <b>I</b> = Insufficient Data					
Dicalcium Phosphate	70°	B	A	B	I
Dichlorobenzene	70°	X	X	X	X
Dichlorobutane	70°	I	X	I	I
Dichlorodibromomethane	70°	X	X	X	X
Dichloroethane	70°	I	X	I	I
Dichloroethyl Ether	70°	I	X	I	X
Dichloroethylene	70°	I	X	I	X
Dichlorohexane	70°	I	X	I	X
Dichloromethane	70°	I	X	I	X
Dichloropentane	70°	I	X	I	X
Dichloropropane	70°	I	X	I	X
Diesel Oil	70°	I	B	X	X
Diethylamine	70°	I	I	I	I
Diethyl Benzene	70°	I	X	I	X
Diethyl Ketone	70°	I	X	I	I
Diethyl Oxalate	70°	I	X	I	I
Diethyl Phthalate	70°	I	X	I	I
Diethyl Sebacate	70°	I	X	I	I
Diethylene Glycol	70°	I	B	I	I
Diisobutyl Ketone	70°	I	X	I	I
Diisooctyl Adipate	70°	I	X	I	I
Diisooctyl Phthalate	70°	I	X	I	I
Diisodecyl Adipate	70°	I	X	I	I
Diisopropyl Amine	70°	I	X	I	I
Diisopropyl Ketone	70°	I	X	I	I
Dimethyl Amine	70°	I	X	I	I
Dimethyl Benzene	70°	I	X	I	I
Dimethyl Ketone	70°	I	X	I	I
Dimethyl Phthalate	70°	I	X	I	I
Dinitrobenzene	70°	I	X	I	I
Diocetyl Adipate	70°	I	X	I	I
Diocetyl Phthalate	70°	X	X	X	X
Diocetyl Sebacate	70°	I	X	I	I

AIR &  
MULTIPURPOSE  
General Purpose  
Heavy Duty  
Push-on

CHEMICAL  
TRANSFER

CLEANING  
EQUIPMENT

FOOD  
Transfer  
Washdown

MARINE

MATERIAL  
HANDLING  
Abrasives  
Bulk Transfer  
Cement & Concrete

MINING

PETROLEUM  
Aircraft Fueling  
Dispensing  
Dock  
Transfer

SPRAY

STEAM

VACUUM

VEYANCE

WATER  
Discharge  
Suction &  
Discharge  
Washdown

WELDING

COUPLING  
SYSTEMS

# APPENDIX B

## SPIRAFLEX HOSE CHEMICAL RESISTANCE GUIDE

AIR &  
MULTIPURPOSE  
General Purpose  
Heavy Duty  
Push-on

CHEMICAL  
TRANSFER

CLEANING  
EQUIPMENT

FOOD  
Transfer  
Washdown

MARINE

MATERIAL  
HANDLING  
Abrasives  
Bulk Transfer  
Cement & Concrete

MINING

PETROLEUM  
Aircraft Fueling  
Dispensing  
Dock  
Transfer

SPRAY

STEAM

VACUUM

VEYANCE

WATER  
Discharge  
Suction &  
Discharge  
Washdown

WELDING

COUPLING  
SYSTEMS

### Thermoplastic Hose

	Temperature (°F)	Polyurethane/Spirathane	PVC/Plivoc Plus	TPE/Arvac SW	TPR/Green Hornet XF
<b>A</b> = May be used for Continuous Service <b>B</b> = May be used for Intermittent Service <b>X</b> = Do not Use <b>I</b> = Insufficient Data					
<b>D</b>					
Diphenyl Phthalate	70°	I	X	I	I
Dipropyl Ketone	70°	I	X	I	I
Disodium Phosphate	70°	A	A	A	B
Divinyl Benzene	70°	I	X	I	I
Dodecyl Benzene	70°	I	X	I	I
<b>E</b>					
Ethanol	70°	A	A	A	A
Ethanol Amine	70°	B	A	B	I
Ethyl Acetate	70°	X	X	X	B
Ethyl Acetoacetate	70°	I	X	I	I
Ethyl Acrylate	70°	X	X	X	I
Ethyl Alcohol	70°	A	A	A	A
Ethyl Benzene	70°	I	X	I	X
Ethyl Butanol	70°	I	A	I	I
Ethyl Butyl Acetate	70°	I	X	I	I
Ethyl Butyl Alcohol	70°	I	A	I	I
Ethyl Butyl Ketone	70°	I	X	I	I
Ethyl Chloride	---	X	X	X	X
Ethyl Dichloride	70°	X	X	X	X
Ethyl Ether	---	X	X	X	X
Ethyl Formate	70°	I	X	I	I
Ethyl Hexyl Acetate	70°	I	X	I	I
Ethyl Hexyl Alcohol	70°	I	A	I	I
Ethyl Iodide	70°	X	X	X	X
Ethyl Isobutyl Ether	70°	I	X	I	I
Ethyl Methyl Ketone	70°	X	X	X	X
Ethyl Oxalate	70°	I	X	I	I
Ethyl Phthalate	70°	I	X	I	I
Ethyl Propyl Ether	70°	I	X	I	I
Ethyl Propyl Ketone	70°	X	X	X	I
Ethylene Bromide	70°	X	X	X	X
Ethylene Chloride	70°	X	X	X	X
Ethylene Dibromide	70°	X	X	X	X

### Thermoplastic Hose

	Temperature (°F)	Polyurethane/Spirathane	PVC/Plivoc Plus	TPE/Arvac SW	TPR/Green Hornet XF
<b>A</b> = May be used for Continuous Service <b>B</b> = May be used for Intermittent Service <b>X</b> = Do not Use <b>I</b> = Insufficient Data					
<b>E</b>					
Ethylene Dichloride	70°	X	X	X	X
Ethylene Glycol	70°	A	A	A	A
<b>F</b>					
Ferric Bromide	70°	A	A	A	B
Ferric Chloride	70°	A	A	A	A
Ferric Sulfate	70°	A	A	A	A
Ferrous Acetate	70°	A	A	A	I
Ferrous Chloride	70°	A	A	A	B
Ferrous Hydroxide	70°	I	A	A	I
Ferrous Sulfate	70°	A	A	A	A
Fluorine	70°	X	X	X	X
Fluosilicic Acid	70°	A	A	A	B
Formaldehyde	70°	X	X	B	A
Formalin	70°	I	I	A	A
Formic Acid (less than 50%)	70°	B	B	A	A
Formic Acid (more than 50%)	70°	B	X	X	B
Freon® 12	70°	B	B	B	X
Freon® 22	70°	X	X	X	X
Fuel A (ASTM)	70°	A	B	B	I
Fuel B (ASTM)	70°	A	B	X	X
Fuel Oil	70°	A	B	B	X
Furfural	70°	X	X	X	X
<b>G</b>					
Gasoline	70°	X	X	X	X
Glacial Acetic Acid	70°	X	B	I	I
Glycerin	70°	A	A	A	B
Grease	70°	A	A	A	B
<b>H</b>					
Heptane	70°	A	A	X	X
Hexane	70°	A	A	B	X
Hexanol	70°	B	A	B	B
Hexyl Methyl Ketone	70°	I	X	I	I
Hexylene Glycol	70°	I	B	I	I

©Freon is a registered trademark of E.I. du Pont de Nemours and Company.

# APPENDIX B

## SPIRAFLEX HOSE CHEMICAL RESISTANCE GUIDE

Thermoplastic Hose					
	Temperature (°F)	Polyurethane/Spirathane	PVC/Plivoc Plus	TPE/Arvac SW	TPR/Green Hornet XF
<b>A</b> = May be used for Continuous Service					
<b>B</b> = May be used for Intermittent Service					
<b>X</b> = Do not Use					
<b>I</b> = Insufficient Data					
<b>H</b>					
Hexyl-Alcohol	70°	I	A	I	I
Hydrobromic Acid	70°	A	A	B	B
Hydrochloric Acid	70°	A	B	A	A
Hydrofluoric Acid	70°	A	B	A	B
Hydrofluosilicic Acid	70°	B	B	I	I
Hydrogen Dioxide 10%	70°	I	A	A	I
Hydrogen Dioxide (over 10%)	70°	I	A	A	I
Hydrogen Gas	70°	X	X	X	B
Hydrogen Peroxide 10%	70°	A	A	A	B
Hydrogen Peroxide (over 10%)	70°	A	A	A	B
<b>I</b>					
Iodine	70°	X	X	X	X
Iron Acetate	70°	I	A	I	I
Iron Hydroxide	70°	I	A	A	I
Iron Salts	70°	I	A	A	B
Iron Sulfate	70°	I	A	A	A
Iron Sulfide	70°	I	A	I	I
Isoamyl Acetate	70°	I	X	I	I
Isoamyl Alcohol	70°	I	A	I	I
Isoamyl Bromide	70°	X	X	X	I
Isoamyl Butyrate	70°	I	X	I	I
Isoamyl Chloride	70°	I	X	I	I
Isoamyl Ether	70°	I	X	I	I
Isoamyl Phthalate	70°	I	X	I	I
Isobutanol	70°	I	A	I	A
Isobutyl Acetate	70°	I	X	I	I
Isobutyl Alcohol	70°	I	A	I	A
Isooctane	70°	I	B	X	I
Isopentane	---	I	B	I	I
Isopropanol	70°	I	A	I	A
Isopropyl Acetate	70°	X	X	X	I
Isopropyl Alcohol	70°	A	A	B	B
Isopropyl Benzene	70°	I	X	I	X

Thermoplastic Hose					
	Temperature (°F)	Polyurethane/Spirathane	PVC/Plivoc Plus	TPE/Arvac SW	TPR/Green Hornet XF
<b>A</b> = May be used for Continuous Service					
<b>B</b> = May be used for Intermittent Service					
<b>X</b> = Do not Use					
<b>I</b> = Insufficient Data					
<b>I</b>					
Isopropyl Chloride	---	I	X	I	I
<b>J</b>					
Jet Fuels	---	X	X	X	X
<b>K</b>					
Kerosene	70°	X	B	X	X
Ketones	70°	X	X	X	X
<b>L</b>					
Lead Acetate	70°	A	A	A	B
Lead Sulfate	70°	I	X	I	I
Linseed Oil	70°	A	A	A	X
Lubricating Oils	70°	A	B	B	I
<b>M</b>					
MIBK	70°	I	X	I	X
M.E.K.	70°	X	X	B	X
Magnesium Acetate	70°	I	A	I	I
Magnesium Chloride	70°	A	A	A	A
Magnesium Hydrate	70°	I	A	A	B
Magnesium Hydroxide	70°	A	A	A	A
Magnesium Sulfate	70°	A	A	A	A
Malic Acid	70°	B	A	B	B
Manganese Sulfate	70°	I	A	I	I
Manganese Sulfide	70°	I	A	I	I
Manganese Sulfite	70°	I	A	I	I
Methanol	70°	A	A	A	A
Methyl Alcohol	70°	I	A	I	I
Methyl (Wood) Alcohol	70°	B	B	A	A
Methyl Acetate	70°	X	X	X	X
Methyl Acetoacetate	70°	I	X	I	I
Methyl Acetone	70°	I	X	I	X
Methyl Amyl Acetate	70°	X	X	X	X
Methyl Amyl Alcohol	70°	I	A	I	I
Methyl Amyl Ketone	70°	I	X	A	I
Methyl Benzene	70°	I	X	I	X

AIR &  
MULTIPURPOSE  
General Purpose  
Heavy Duty  
Push-on

CHEMICAL  
TRANSFER

CLEANING  
EQUIPMENT

FOOD  
Transfer  
Washdown

MARINE

MATERIAL  
HANDLING  
Abrasives  
Bulk Transfer  
Cement & Concrete

MINING

PETROLEUM  
Aircraft Fueling  
Dispensing  
Dock  
Transfer

SPRAY

STEAM

VACUUM

VEYANCE

WATER  
Discharge  
Suction &  
Discharge  
Washdown

WELDING

COUPLING  
SYSTEMS



# APPENDIX B

## SPIRAFLEX HOSE CHEMICAL RESISTANCE GUIDE

AIR &  
MULTIPURPOSE  
General Purpose  
Heavy Duty  
Push-on

CHEMICAL  
TRANSFER

CLEANING  
EQUIPMENT

FOOD  
Transfer  
Washdown

MARINE

MATERIAL  
HANDLING

Abrasives  
Bulk Transfer  
Cement & Concrete

MINING

PETROLEUM  
Aircraft Fueling

Dispensing  
Dock  
Transfer

SPRAY

STEAM

VACUUM

VEYANCE

WATER  
Discharge  
Suction &  
Discharge  
Washdown

WELDING

COUPLING  
SYSTEMS

### Thermoplastic Hose

**A** = May be used for Continuous Service  
**B** = May be used for Intermittent Service  
**X** = Do not Use  
**I** = Insufficient Data

	Temperature (°F)	Polyurethane/Spirathane	PVC/Pliovic Plus	TPE/Arvac SW	TPR/Green Hornet XF
<b>M</b>					
Methyl Butanol	70°	I	B	I	X
Methyl Butyl Ketone	70°	I	X	I	I
Methyl Cellosolve	70°	I	B	I	I
Methyl Chloride	---	X	X	X	X
Methyl Ethyl Ketone	70°	X	X	X	X
Methyl Hexyl Ketone	70°	X	X	X	X
Methyl Isobutyl Ketone	70°	X	X	X	X
Methyl Isopropyl Ketone	70°	X	X	X	X
Methyl Normal Amyl Ketone	70°	X	X	X	X
Methylallyl Chloride	70°	X	X	X	X
Methyl Propyl Ether	70°	I	I	A	I
Methyl Propyl Ketone	70°	I	X	I	I
Methylallyl Acetate	70°	I	X	I	I
Methylene Bromide	70°	X	X	X	I
Methylene Chloride	---	X	X	X	X
Mineral Spirits	70°	I	B	I	I
Monochlorobenzene	70°	X	X	X	X
Monochlorodibluoromethane	70°	I	X	I	I
Muriatic Acid	70°	I	B	A	B
<b>N</b>					
Naphtha	70°	B	B	B	X
Naphthalene	70°	B	X	B	X
Natural Gas	No hose is recommended for this service				
Nickel Chloride	70°	A	A	A	B
Nickel Nitrate	70°	A	A	A	B
Nickel Sulfate	70°	A	A	A	A
Nitric Acid 10%	70°	A	A	A	B
Nitric Acid 20%	70°	A	B	A	B
Nitric Acid 30%	70°	B	B	A	B
Nitric Acid 30-70%	70°	X	X	X	X
Nitro Benzene	70°	X	X	X	X
Nitrogen Gas	70°	A	A	A	A
Nitrous Oxide	70°	A	A	A	B

### Thermoplastic Hose

**A** = May be used for Continuous Service  
**B** = May be used for Intermittent Service  
**X** = Do not Use  
**I** = Insufficient Data

	Temperature (°F)	Polyurethane/Spirathane	PVC/Pliovic Plus	TPE/Arvac SW	TPR/Green Hornet XF
<b>O</b>					
Octanol	70°	I	A	I	B
Octyl Acetate	70°	I	X	I	I
Oil Petroleum	70°	A	B	A	I
Oleic Acid	70°	B	B	B	B
Oleum	70°	X	X	X	X
Orthodichlorobenzene	70°	I	X	I	I
Orthodichlorobenzol	70°	I	X	I	I
Oxalic Acid	70°	A	A	A	A
Oxygen	No hose is recommended for this service				
Ozone	70°	B	B	B	B
<b>P</b>					
Palmitic Acid	70°	B	B	B	B
Papermakers Alum	70°	I	A	I	I
Paradichlorobenzol	70°	I	X	I	I
Paraffin	70°	B	A	B	I
Pentachloroethane	70°	I	I	X	I
Pentane	70°	B	B	I	X
Pentanol	70°	I	A	I	I
Perchloroethylene	70°	X	X	X	X
Petroleum Ether (Ligroin)	70°	A	B	I	X
Petroleum - Crude	70°	A	B	X	X
Petroleum Oils	70°	A	B	X	X
Phenol	70°	X	X	X	X
Phenolsulfonic Acid	70°	I	X	I	I
Phenyl Chloride	70°	I	I	X	X
Phosphoric Acid 10%	70°	A	A	A	A
Phosphoric Acid 10%-85%	70°	B	B	A	B
Polyethylene Glycol	70°	B	B	A	B
Polypropylene Glycol	70°	B	B	A	B
Potassium Acetate	70°	I	A	A	B
Potassium Bisulfate	70°	A	A	A	B
Potassium Bisulfite	70°	A	A	A	B
Potassium Carbonate	70°	A	A	A	A



# APPENDIX B

## SPIRAFLEX HOSE CHEMICAL RESISTANCE GUIDE

Thermoplastic Hose					
P	Temperature (°F)	Polyurethane/Spirathane	PVC/Plivoc Plus	TPE/Arvac SW	TPR/Green Hornet XF
<b>A</b> = May be used for Continuous Service <b>B</b> = May be used for Intermittent Service <b>X</b> = Do not Use <b>I</b> = Insufficient Data					
Potassium Chloride	70°	A	A	A	A
Potassium Chromate	70°	A	A	A	B
Potassium Dichromate	70°	A	A	A	B
Potassium Hydrate	70°	I	A	I	B
Potassium Hydroxide	70°	B	A	A	B
Potassium Nitrate	70°	A	A	A	B
Potassium Silicate	70°	I	A	I	B
Potassium Sulfate	70°	A	A	A	B
Potassium Sulfide	70°	A	A	A	B
Potassium Sulfite	70°	A	A	A	B
Propanediol	70°	I	A	I	B
Propanol	70°	I	A	I	B
Propyl Acetate	70°	I	X	I	I
Propyl Alcohol	70°	A	A	B	B
Propyl Chloride	---	X	X	X	X
Propylene Dichloride	70°	X	X	X	X
Propylene Glycol	70°	A	I	A	A
S					
Sea Water	70°	A	A	A	A
Silicate of Soda	70°	I	B	A	A
Soda Ash	70°	A	A	A	A
Soda, Caustic	70°	A	B	A	A
Soda, Lime	70°	I	B	A	I
Soda, Niter	70°	I	B	I	A
Sodium Acetate	70°	A	B	A	B
Sodium Aluminate	70°	I	A	A	B
Sodium Bisulfate	70°	A	A	A	A
Sodium Bisulfite	70°	I	A	A	A
Sodium Carbonate	70°	A	A	A	A
Sodium Chloride (brine)	70°	A	A	A	A
Sodium Chromate	70°	I	A	I	I
Sodium Dichromate	70°	A	A	A	B
Sodium Hydrate	70°	I	A	I	I

Thermoplastic Hose					
S	Temperature (°F)	Polyurethane/Spirathane	PVC/Plivoc Plus	TPE/Arvac SW	TPR/Green Hornet XF
<b>A</b> = May be used for Continuous Service <b>B</b> = May be used for Intermittent Service <b>X</b> = Do not Use <b>I</b> = Insufficient Data					
Sodium Hydrochlorite	70°	A	A	B	B
Sodium Hydroxide	70°	A	A	A	A
Sodium Hypochlorite	70°	A	A	A	A
Sodium Nitrate	70°	A	A	A	A
Sodium Silicate	70°	A	A	A	A
Sodium Sulfate	70°	A	A	A	A
Sodium Sulfide	70°	A	A	A	A
Sodium Sulfite	70°	A	A	A	A
Sodium Thiosulfate	70°	A	A	A	A
Stannic Chloride	70°	A	A	A	B
Stannic Sulfide	70°	I	A	I	I
Stannous Chloride	70°	I	A	I	I
Stannous Sulfide	70°	I	A	I	I
Stearic Acid	70°	A	A	A	A
Sulfonic Acid	70°	I	B	I	I
Sulfur Dioxide (Liquid)	70°	X	X	X	X
Sulfuric Acid (Dry)	70°	A	A	A	A
Sulfuric Acid 25%	70°	A	A	A	A
Sulfuric Acid 25-50%	70°	A	A	A	A
Sulfuric Acid 50-96%	70°	X	X	B	B
Sulfuric Acid Fuming	70°	X	X	X	X
Sulfurous Acid 10%	70°	B	B	B	A
Sulfurous Acid 10-75%	70°	X	X	X	X
T					
Tannic Acid	70°	B	B	B	A
Tar	---	I	X	I	I
Tartaric Acid	70°	A	A	A	A
Tertiary Butyl Alcohol	70°	B	B	B	I
Tetrachlorobenzene	70°	I	X	I	I
Tetrachloroethane	70°	I	X	X	X
Tetrachloroethylene	70°	I	X	X	X
Tetraethylene Glycol	70°	I	B	I	I
Tetrachloromethane	70°	I	X	I	X

AIR & MULTIPURPOSE  
General Purpose  
Heavy Duty  
Push-on

CHEMICAL TRANSFER

CLEANING EQUIPMENT

FOOD Transfer  
Washdown

MARINE

MATERIAL HANDLING  
Abrasives  
Bulk Transfer  
Cement & Concrete

MINING

PETROLEUM  
Aircraft Fueling  
Dispensing  
Dock Transfer

SPRAY

STEAM

VACUUM

VEYANCE

WATER Discharge  
Suction & Discharge  
Washdown

WELDING

COUPLING SYSTEMS

# APPENDIX B

## SPIRAFLEX HOSE CHEMICAL RESISTANCE GUIDE

AIR &  
MULTIPURPOSE  
General Purpose  
Heavy Duty  
Push-on

CHEMICAL  
TRANSFER

CLEANING  
EQUIPMENT

FOOD  
Transfer  
Washdown

MARINE

MATERIAL  
HANDLING  
Abrasives  
Bulk Transfer  
Cement & Concrete

MINING

PETROLEUM  
Aircraft Fueling  
Dispensing  
Dock  
Transfer

SPRAY

STEAM

VACUUM

VEYANCE

WATER  
Discharge  
Suction &  
Discharge  
Washdown

WELDING

COUPLING  
SYSTEMS

APPENDIX

Thermoplastic Hose					
	Temperature (°F)	Polyurethane/Spirathane	PVC/Pliovic Plus	TPE/Arvac SW	TPR/Green Hornet XF
<b>A</b> = May be used for Continuous Service <b>B</b> = May be used for Intermittent Service <b>X</b> = Do not Use <b>I</b> = Insufficient Data					
<b>T</b>					
Tetrachloronaphthalene	70°	I	X	I	X
Tetrahydrofuran	70°	X	X	X	X
Tin Chloride	70°	B	B	B	B
Tin Tetrachloride	70°	B	B	B	B
THF	70°	I	X	I	X
Toluene	70°	X	X	X	X
Toluidine	70°	I	X	I	I
Toluol	70°	X	X	X	X
Transmission Oil "A"	70°	A	B	I	I
Tributyl Phosphate	70°	X	X	X	X
Trichlorobenzene	70°	X	X	X	X
Trichloroethane	70°	I	X	X	X
Trichloroethylene	70°	X	X	X	X
Trichloropropane	70°	I	I	X	X
Triethanolamine	70°	B	B	B	I
Triethylene Glycol	70°	I	B	I	B
Triphenyl Phosphate	70°	B	X	I	I
Trisodium Phosphate	70°	B	B	A	A
Turpentine	70°	B	B	A	X

Thermoplastic Hose					
	Temperature (°F)	Polyurethane/Spirathane	PVC/Pliovic Plus	TPE/Arvac SW	TPR/Green Hornet XF
<b>A</b> = May be used for Continuous Service <b>B</b> = May be used for Intermittent Service <b>X</b> = Do not Use <b>I</b> = Insufficient Data					
<b>U</b>					
Urea	70°	A	A	A	A
Undecanol	70°	I	A	I	I
<b>V</b>					
V.M. & P. Naptha	70°	I	B	I	I
Vinyl Acetate	70°	I	X	I	X
Vinyl Benzene	70°	I	X	I	X
Vinyl Chloride	---	X	X	X	X
<b>W</b>					
Water	70°	A	A	A	A
Wood Alcohol	70°	B	B	B	A
<b>X</b>					
Xylene (Xylol)	70°	X	X	X	X
Xylidine	70°	I	X	I	I
<b>Z</b>					
Zinc Carbonate	70°	I	A	A	B
Zinc Chloride	70°	A	A	A	B
Zinc Chromate	70°	A	A	A	I
Zinc Sulfate	70°	A	A	A	B

## GENERAL INFORMATION

### CHEMICAL PROPERTIES OF FLUROETHYLENEPROPYLENE (FEP)

#### AS STATED BY E.I. DU PONT DE NEMOURS

FEP fluorocarbon resins are attacked by certain halogenated complexes containing fluorine including: chlorine trifluoride, bromine trifluoride, iodine pentafluoride and fluorine itself.

FEP is also attacked by such metals as sodium or potassium, especially in their molten states. Great care should be used when mixing finely divided fluorocarbon polymers with finely divided metals, such as aluminum, magnesium or barium, since these can react violently if ignited or heated to a high temperature. Certain complexes of these metals with ammonia or naphthalene (in either solvent) also attack the products. Certain metal hydrides such as boranes, aluminum chloride and certain amines have also been observed to attack fluorocarbon resins at elevated temperatures.

The following materials are inert to FEP:

Alcohols	Aldehydes
Aliphatic Hydrocarbons	Anhydrides
Aromatics	Chlorocarbons
Esters	Ethers
Fluorocarbons	Inorganic Bases
Inorganic Oxidizing Agents	Ketones
Organic Acids	Salt Solutions
Strong Mineral Acids	

FEP is a registered trademark with E.I. du Pont de Nemours.

### METHOD FOR STEAM CLEANING GOODYEAR ENGINEERED PRODUCTS (CHEM ONE,VIPER, FABCHEM AND FABCHEM ARC)

#### 5 IMPORTANT REQUIREMENTS

- 1) Hose must be **open-ended** during steam cleaning.
- 2) Temperature of Steam—**Maximum 288°F**.
- 3) Length of Cleaning Time—**5 to 10 minutes**...Not more than 15 minutes.
- 4) Care must be taken **not to score** the tube (liner) with the nozzle or wand end.
- 5) Prolonged steam jet contact on a specific area of the tube (liner) **could cause tube damage**.

AIR &  
MULTIPURPOSE  
*General Purpose*  
*Heavy Duty*  
*Push-on*

CHEMICAL  
TRANSFER

CLEANING  
EQUIPMENT

FOOD  
*Transfer*  
*Washdown*

MARINE

MATERIAL  
HANDLING  
*Abrasives*  
*Bulk Transfer*  
*Cement & Concrete*

MINING

PETROLEUM  
*Aircraft Fueling*  
*Dispensing*  
*Dock*  
*Transfer*

SPRAY

STEAM

VACUUM

VEYANCE

WATER  
*Discharge*  
*Suction &*  
*Discharge*  
*Washdown*

WELDING

COUPLING  
SYSTEMS

APPENDIX

## GENERAL INFORMATION

AIR &  
MULTIPURPOSE  
*General Purpose*  
*Heavy Duty*  
*Push-on*

CHEMICAL  
TRANSFER

CLEANING  
EQUIPMENT

FOOD  
*Transfer*  
*Washdown*

MARINE

MATERIAL  
HANDLING  
*Abrasives*  
*Bulk Transfer*  
*Cement & Concrete*

MINING

PETROLEUM  
*Aircraft Fueling*  
*Dispensing*  
*Dock*  
*Transfer*

SPRAY

STEAM

VACUUM

VEYANCE

WATER  
*Discharge*  
*Suction &*  
*Discharge*  
*Washdown*

WELDING

COUPLING  
SYSTEMS

APPENDIX

### INFINITY™ / PALADIN® DROP HOSE COUPLING PROCEDURE

#### WITH INSTA-LOCK™ FITTINGS

To make an Electrically Continuous (EC) assembly, the static wire must be terminated to the couplings as the static dissipating property of the tube alone is not sufficient to meet NAHAD<sup>1</sup> or RMA<sup>2</sup> specifications.

#### Infinity™

Locate and pull on the static wire between the fabric plies, bend approximately one inch of the static wire under the tube to make contact with the coupling stem. Grounding staple is also an acceptable method.

#### Paladin®

Locate the static wire between the fabric plies. Insert one leg of a grounding staple in the middle of the wire. Insure that the other leg of the grounding staple is in contact with the coupling stem.

#### ATTACHMENT OPTIONS:

**Crimp Sleeve**—Refer to the Goodyear Engineered Products Crimp Assembly Manual for crimp specifications. Current Crimp Sleeve options are listed on page 234 of this catalog. The use of PVC banding coil is not required with crimp sleeve.

**Band Clamps**—PVC Banding Coils are required when using this method of attachment. Order the appropriate Banding Coil to match your hose selection. Follow the procedures below when using the Banding Coils:

1. Insert stem inside hose end.
2. Apply sufficient banding coil in between the hose outer PVC helix to insure complete coverage under the band clamps position.
3. Place the banding coil tightly around the hose to properly fill the cover depressions. Clamp the first band, re-tighten the banding coil and clamp the second band.
4. Please refer to the NAHAD guidelines for detailed instructions.

#### Banding coil selection


- For 2" I.D. hose use 2" I.D. banding coil.
- For 3" I.D. hose use 3" I.D. banding coil.
- For 4" I.D. hose use 4" I.D. banding coil.

<sup>1</sup> NAHAD (National Association of Hose and Accessories Distributors)

<sup>2</sup> RMA (Rubber Manufacturers Association)

## GENERAL INFORMATION

### BASIC HOSE CONSTRUCTION



**COVER** The cover is the outermost or visible area of the hose. It is designed to be a protective covering against wear, abrasion, cuts, weather, and the general destructive action encountered in normal service.

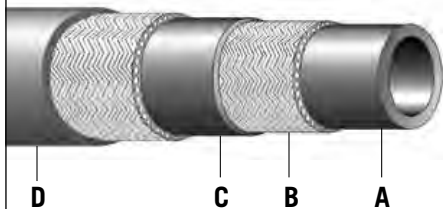
**BODY or CARCASS** The body reinforcement is the supporting structure of the hose. It can range from simple to complex combinations and consists of cord, yarn, fabric, wire, or any combination of these.

**TUBE OR LINING** The tube is the inner-most element of a hose and is compounded to provide resistance to the material being carried. With the wide range of rubber compounds available, a hose can be built to withstand abrasive materials, chemicals, oil and a wide variety of other materials.

### THE FOUR BASIC METHODS OF HOSE CONSTRUCTION

Although we make more than 2,000 types of hose for specialized applications, there are only four basic construction methods used. Since each of these four methods embodies certain fundamental characteristics that make it particularly suitable for certain functions, an understanding of these methods may assist you in making the best use of this catalog. Keep in mind that a reference to any one of these types of construction will imply all the characteristics and benefits outlined here plus specific features attained through the proper compounding of rubber, choice materials, and variation in plies and thickness to ensure that each hose is exactly right for the job for which it is designed.

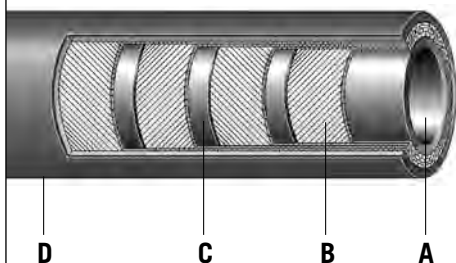
Type 1



**TYPE 1: Vertical Braided Hose**  
Entire hose length cured in one operation.

- A. Extruded seamless tube.
- B. Seamless reinforcing braids of synthetic textile wire, or other material – applied by high speed vertical or horizontal braiders.
- C. Rubber layers between braids establish positive bond between braids when vulcanized.
- D. Extruded, seamless cover.

Type 2



**TYPE 2: Spiral Hose**  
Built by machine with either textile or wire cord reinforcement applied so that each ply is laid at a given angle for maximum dimensional stability.

- A. Extruded or calendered tube.
- B. Reinforcement of synthetic textile wire or other material.
- C. Rubber layers between reinforcement plies to establish positive bond.
- D. Cover.

AIR &  
MULTIPURPOSE  
*General Purpose*  
*Heavy Duty*  
*Push-on*

CHEMICAL  
TRANSFER

CLEANING  
EQUIPMENT

FOOD  
*Transfer*  
*Washdown*

MARINE

MATERIAL  
HANDLING  
*Abrasives*

*Bulk Transfer*  
*Cement & Concrete*

MINING

PETROLEUM  
*Aircraft Fueling*  
*Dispensing*  
*Dock*  
*Transfer*

SPRAY

STEAM

VACUUM

VEYANCE

WATER  
*Discharge*  
*Suction &*  
*Discharge*  
*Washdown*

WELDING

COUPLING  
SYSTEMS

APPENDIX

## GENERAL INFORMATION

AIR &  
MULTIPURPOSE  
*General Purpose*  
*Heavy Duty*  
*Push-on*

CHEMICAL  
TRANSFER

CLEANING  
EQUIPMENT

FOOD  
*Transfer*  
*Washdown*

MARINE

MATERIAL  
HANDLING  
*Abrasives*  
*Bulk Transfer*  
*Cement & Concrete*

MINING

PETROLEUM  
*Aircraft Fueling*  
*Dispensing*  
*Dock*  
*Transfer*

SPRAY

STEAM

VACUUM

VEYANCE

WATER  
*Discharge*  
*Suction &*  
*Discharge*  
*Washdown*

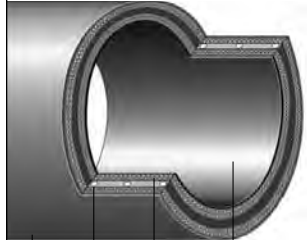
WELDING

COUPLING  
SYSTEMS

### BASIC HOSE CONSTRUCTION

#### THE FOUR BASIC METHODS OF HOSE CONSTRUCTION (continued)

Type 3



D C B A

#### TYPE 3: Hand-built spiral-plied Hose

Built by hand on a mandrel. Cured under pressure applied from outside by cloth wraps and steam.

- A. Calendered, or "built-up" tube to fit service.
- B. Tailor-made spiral-wrapped fabric.
- C. Wire reinforcement where needed.
- D. Cover stock of selected gauge and compound. Wrap cured.

Type 4



D B C A

#### TYPE 4: Knitted Hose

- A. Extruded seamless tube.
- B. Seamless woven textile jacket.
- C. Interwoven wire helix reinforcement where needed.
- D. Extruded seamless cover.

#### ADVANTAGES

##### TYPE 1 Braided Hose

Flexible. High resistance to kinking. Cover either smooth or wrapped. Available in long continuous lengths. Excellent tensile strength.

##### TYPE 2 Spiral Hose

Extremely flexible. Smooth bore, uniform tube. High strength with long length capability.

##### TYPE 3 Hand-Built Spiral-Plied Hose

Craftsman-built to special requirements. Wide variation in sizes, constructions, and materials. Built-in strength to fit most rugged job requirements. Couplings, fittings, nipples, flanges and beaded ends can be built in. Available in lengths up to 50 feet, in sizes up to 18 inches. On larger diameters, consult your Goodyear Engineered Products representative.

## GENERAL INFORMATION

### DEFINITIONS OF HOSE ENDS



#### PLAIN END

All hose construction elements (including wire, if wire is used as a reinforcing member) are exposed. The hose always has the same inside diameter throughout. In the case of certain hand-built specifications having wire reinforcement, the wire and fabric reinforcement are not exposed.

All vertical spiral hose is available only with plain ends.

Horizontal spiral and wrapped ply machine-built hose is furnished with plain ends unless otherwise specified in the pricebook.



#### BUILT-IN NIPPLE END

The hose end is integrally built around and bonded to the nipple body. The hose reinforcing materials are also anchored to the nipple.

The nipples used are generally fabricated from pipe. Nipples made from standard pipe will be full bore only when pipe 12" and under is used since nominal pipe sizes over 12" are described by pipe OD and not ID.

Available only in hand-built hose constructions.



#### SWAGED END

Primarily used on petroleum OS&D dock hose as an alternative to built-in nipples.

The steel (carbon or stainless) stem/coupling accommodates threaded, slip-on or welded flanged ends. Stem/coupling attached to hose with swaged steel ferrule over the cover.



#### ENLARGED END

The hose end is enlarged to accommodate the outside diameter of the shank of a fitting plus the depth of the shank. The helical wire is terminated at the enlarged end.

The inside diameter of a "standard" enlarged end is the same dimension as the outside diameter of the same nominal pipe size. (Example—6" ID hose enlarged to 6 7/8" at the end, handles a 6" size pipe which has a 6 7/8" OD.)

Normally used in hand-built hose constructions.



AIR &  
MULTIPURPOSE  
*General Purpose*  
*Heavy Duty*  
*Push-on*

CHEMICAL  
TRANSFER

CLEANING  
EQUIPMENT

FOOD  
*Transfer*  
*Washdown*

MARINE

MATERIAL  
HANDLING  
*Abrasives*  
*Bulk Transfer*  
*Cement & Concrete*

MINING

PETROLEUM  
*Aircraft Fueling*  
*Dispensing*  
*Dock*  
*Transfer*

SPRAY

STEAM

VACUUM

VEYANCE

WATER  
*Discharge*  
*Suction &*  
*Discharge*  
*Washdown*

WELDING

COUPLING  
SYSTEMS



## GENERAL INFORMATION

AIR &  
MULTIPURPOSE  
*General Purpose*  
*Heavy Duty*  
*Push-on*

CHEMICAL  
TRANSFER

CLEANING  
EQUIPMENT

FOOD  
*Transfer*  
*Washdown*

MARINE

MATERIAL  
HANDLING  
*Abrasives*  
*Bulk Transfer*  
*Cement & Concrete*

MINING

PETROLEUM  
*Aircraft Fueling*  
*Dispensing*  
*Dock*  
*Transfer*

SPRAY

STEAM

VACUUM

VEYANCE

WATER  
*Discharge*  
*Suction &*  
*Discharge*  
*Washdown*

WELDING

COUPLING  
SYSTEMS

### DEFINITIONS OF HOSE ENDS



#### INTEGRAL RUBBER TAPERED NOZZLE END

The inside diameter and the outside diameter of the hose end are gradually tapered down to form a nozzle. The hose reinforcement is also extended to the end of the nozzle. A rubber end cap is then added to protect the reinforcement and properly shape the nozzle.

This type of nozzle is available only in non-wire inserted horizontal spiral and wrapped ply machine-built hose.




#### RUBBER BEADED END

A flared bell shape, molded as an integral part of the hose. The reinforcing fabric of the hose body is extended beyond the straight portion of the hose and anchored around a circular steel reinforcing ring.

A reattachable split malleable iron flange is placed behind the rubber bead to act as a metal bearing surface for bolt heads and nuts. Bolts used to connect mating flanges pass over the outside diameter of the beaded end.

Normally used in hand-built hose constructions.



#### INTEGRAL RUBBER FLANGED END

Shaped similar to a metal pipe flange. It is molded as an integral part of the hose with the tube, fabric reinforcement (not wire) and cover extending to the outside diameter of the rubber flange.

The rubber flange has holes to match customer requirements. In addition, solid metal "backup" rings (drilled to match the rubber flange holes) are always placed behind the rubber flange to provide a metal bearing surface for bolt heads and nuts.

Available only in hand-built hose constructions.




#### SOFT END

The helical wire reinforcement is terminated several inches back from the end of the hose.

When a hose has either a corrugated cover or tube or both, a soft end is generally used and always has a smooth inside diameter and outside diameter.

Normally used in hand-built hose constructions.





## GENERAL INFORMATION

### HOSE TESTING METHODS

Reprinted from RMA hose handbook IP-2 2003

#### SAFETY WARNING:

**Testing can be dangerous and should be done only by trained personnel using proper tools and procedures. Failure to follow such procedures might result in damage to property and/or serious bodily injury.**

The Rubber Manufacturers Association (RMA) recognizes, accepts and recommends the testing methods of the American Society for Testing and Materials (ASTM).

Unless otherwise specified, all hose tests are to be conducted in accordance with ASTM Method No. D-380 (latest revision). Where an ASTM D-380 test is not available, another test method should be selected and described in detail.

RMA participates with ASTM under the auspices of the American National Standards Institute (ANSI) in Technical Committee 45 (TC45) of The International Organization for Standardization (ISO) in developing both hose product and hose test method standards. Many of the hose test method standards published by ISO duplicate or closely parallel those shown in ASTM D-380. Many are unique and, in those cases, the RMA may be able to provide the necessary test standard references which may be purchased from the American National Standards Institute (ANSI).

### HYDROSTATIC PRESSURE TESTS

#### HYDROSTATIC PRESSURE TESTS ARE CLASSIFIED AS FOLLOWS:

##### 1. DESTRUCTIVE TYPE

- a. Burst test
- b. Hold test

##### Destructive Tests

Destructive tests are conducted on short specimens of hose, normally 18 inches (460 mm) to 36 inches (915 mm) in length and, as the name implies, the hose is destroyed in the performance of the test.

- a. Burst pressure is recorded as the pressure at which actual rupture of a hose occurs.
- b. A hold test, when required, is a means of determining whether weakness will develop under a given pressure for a specified period of time.

##### 2. NON-DESTRUCTIVE TYPE

- a. Proof pressure test
- b. Change in length test (elongation or contraction)
- c. Change in outside diameter or circumference test
- d. Warp test
- e. Rise test
- f. Twist test
- g. Kink test
- h. Volumetric expansion test

##### Non-Destructive Tests

Non-destructive tests are conducted on a full length of a hose or hose assembly. These tests are for the purpose of eliminating hose with defects which cannot be seen by visual examination or in order to determine certain characteristics of the hose while it is under internal pressure.

- a. A proof pressure test is normally applied to hose for a specified period of time. On new hose, the proof pressure is usually 50% of the minimum specified burst except for woven jacket fire hose where the proof pressure is twice the service test pressure marked on the hose (67% of specified minimum burst). Hydrostatic tests performed on fire hose in service should be no higher than the service test pressure referred to above. The regulation of these pressures is extremely important so that no deteriorating stresses will be applied, thus weakening a normal hose.
- b. With some type of hose, it is useful to know how a hose will act under pressure. All change in length tests, except when performed on wire braid or wire spiralled hose, are made with original length measurements taken under a pressure of 10 psi (0.069 MPa). The specified pressure, which is normally the proof pressure, is applied and immediate measurement of the characteristics desired are taken and recorded.

AIR &  
MULTIPURPOSE  
General Purpose  
Heavy Duty  
Push-on

CHEMICAL  
TRANSFER

CLEANING  
EQUIPMENT

FOOD  
Transfer  
Washdown

MARINE

MATERIAL  
HANDLING  
Abrasives  
Bulk Transfer  
Cement & Concrete

MINING

PETROLEUM  
Aircraft Fueling  
Dispensing  
Dock  
Transfer

SPRAY

STEAM

VACUUM

VEYANCE

WATER  
Discharge  
Suction &  
Discharge  
Washdown

WELDING

COUPLING  
SYSTEMS

APPENDIX

## GENERAL INFORMATION

AIR &  
MULTIPURPOSE  
*General Purpose*  
*Heavy Duty*  
*Push-on*

CHEMICAL  
TRANSFER

CLEANING  
EQUIPMENT

FOOD  
*Transfer*  
*Washdown*

MARINE

MATERIAL  
HANDLING  
*Abrasives*  
*Bulk Transfer*  
*Cement & Concrete*

MINING

PETROLEUM  
*Aircraft Fueling*  
*Dispensing*  
*Dock*  
*Transfer*

SPRAY

STEAM

VACUUM

VEYANCE

WATER  
*Discharge*  
*Suction &*  
*Discharge*  
*Washdown*

WELDING

COUPLING  
SYSTEMS

### HOSE TESTING METHODS

#### HYDROSTATIC PRESSURE TESTS (CONTINUED):

Percent length change (elongation or contraction) is the difference between the length at 10 psi (0.069 MPa) (except wire braided or wire spiralled) and that at the proof pressure times 100 divided by the length at 10 psi (0.069 MPa). Elongation occurs if the length of the hose under the proof pressure is greater than at a pressure of 10 psi (0.069 MPa). Contraction occurs if the length at the proof pressure is less than at 10 psi (0.069 MPa). In testing wire braided or spiralled hose, the proof pressure is applied and the length recorded. The pressure is then released and, at the end of 30 seconds, the length is measured; the measurement obtained is termed the "original length."

- c. Percent change in outside diameter or circumference is the difference between the outside diameter or circumference at 10 psi (0.069 MPa) and that obtained under the proof pressure times 100 divided by the outside diameter or circumference at 10 psi (0.069 MPa). Expansion occurs if the measurement at the proof pressure is greater than at 10 psi (0.069 MPa). Contraction occurs if the measurement at the proof pressure is less than at 10 psi (0.069 MPa).
- d. Warp is the deviation from a straight line drawn from fitting to fitting; the maximum deviation from this line is warp. First, a measurement is taken at 10 psi (0.069 MPa) and then again at the proof pressure. The difference between the two, in inches, is the warp. Normally this is a feature measured on woven jacket fire hose only.
- e. Rise is a measure of the height a hose rises from the surface of the test table while under pressure. The difference between the rise at 10 psi (0.069 MPa) and at the proof pressure is reported to the nearest 0.25 inch (6.4 mm). Normally, this is a feature measured on woven jacket fire hose only.
- f. Twist is a rotation of the free end of the hose while under pressure. A first reading is taken at 10 psi (0.069 MPa) and a second reading at proof pressure. The difference, in degrees, between the 10 psi (0.069 MPa) base and that at the proof pressure is the twist. Twist is reported as right twist (to tighten couplings) or left twist. Standing at the pressure inlet and looking toward the free end of a hose, a clockwise turning is right twist and counterclockwise is left twist.
- g. Kink test is a measure of the ability of woven jacket hose to withstand a momentary pressure while the hose is bent back sharply on itself at a point approximately 18 inches (457 mm) from one end. Test is made at pressures ranging from 62% of the proof pressure on sizes 3 inches (76 mm) and 3.5 inches (89 mm) to 87% on sizes under 3 inches (76 mm). This is a test applied to woven jacket fire hose only.
- h. Volumetric expansion test is applicable only to specific types of hose, such as hydraulic or power steering hose, and is a measure of its volumetric expansion under ranges of internal pressure.

#### DESIGN CONSIDERATIONS

In designing hose, it is customary to develop a design ratio, which is a ratio between the minimum burst and the maximum working pressure.

Burst test data is compiled and the minimum value is established by accepted statistical techniques. This is done as a check on theoretical calculations, based on the strength of reinforcing materials and on the characteristics of the method of fabrication.

Minimum burst values are used as one factor in the establishment of a reasonable and safe maximum working pressure.

**MAXIMUM WORKING PRESSURE IS ONE OF THE ESSENTIAL OPERATING CHARACTERISTICS THAT A HOSE USER MUST KNOW AND RESPECT TO ASSURE SATISFACTORY SERVICE AND OPTIMUM LIFE.**

It should be noted that design ratios are dependent on more than the minimum burst. The hose technologist must anticipate natural decay in strength of reinforcing materials, and the accelerated decay induced by the anticipated environments in which the hose will be used and the dynamic situations that a hose might likely encounter in service.

Including all considerations, the following recommended design ratios are given for newly manufactured hose:

1. Water Hose up to 150 psi WP: 3:1
2. Hose for all other liquids, solid materials suspended in liquids or air, and water hose over 150 psi WP: 4:1
3. Hose for compressed air and other gases: 4:1
4. Hose for liquid media that immediately changes into gas under standard atmospheric conditions: 5:1
5. Steam Hose: 10:1

## GENERAL INFORMATION

### ELECTRICAL RESISTANCE TESTS

#### FOR HOSE AND HOSE ASSEMBLIES

##### 1.0 Purpose:

This procedure specifies methods for performing electrical resistance tests on rubber and/or plastic hose and hose assemblies.

##### 2.0 Scope:

These procedures are intended to test electrical conductive, antistatic and nonconductive (insulating) hoses, along with electrical continuity or discontinuity between fittings.

#### WARNING:

**Hydraulic hoses used on power and telephone mobile equipment should be tested to SAE 100R8 requirements.**

##### 3.0 Definitions:

- 3.1 Antistatic Hose - Antistatic hose constructions are those that are capable of dissipating the static electricity buildup that occurs during the high velocity flow of material through a hose.
- 3.2 Conductive Hose – Conductive hose constructions are those that are capable of conducting an electrical current.
- 3.3 Direct Current (DC): Flow of electrical current in one direction at a constant rate.
- 3.4 Electrical Conductivity: A measure of the ease with which a material is capable of conducting an electrical current.  
Conductivity = 1/Resistance.
- 3.5 Electrical Resistance: Property of an object to resist or oppose the flow of an electrical current.
- 3.6 Non-Conductive (Insulating) Hose: Non-conductive hose constructions are those that resist the flow of electrical current.
- 3.7 Ohm's Law: The electrical current, I, is equal to the applied voltage, V, divided by the resistance, R. In practical terms, the higher the electrical resistance at a constant voltage, the lower the electrical current flow through an object.
- 3.8 Ohm: The amount of resistance that limits the passage of current to one ampere when a voltage of one volt is applied to it.

##### 4.0 Apparatus:

4.1 Test Instruments: All test instruments shall have a gauge reliability and reproducibility (R&R) of less than 30%. Some instruments made to measure high electrical resistance may have an internal protection circuit built in which will cause test errors in the less than one megohm range.

During the test, no more than 3 watts (W) shall be dissipated in the specimen, to prevent erroneous results due to effects of temperature. The power dissipated shall be determined by the square of the open-circuit voltage divided by the measured resistance, see formula 1 (Power Dissipation).

$$1) \text{ Power Dissipation} = \frac{(\text{Voltage})^2}{\text{Resistance in ohms}}$$

To determine the electrical resistance of non-conductive hose, the test should be made with an instrument designed specifically for measuring insulation resistance, having a nominal open-circuit voltage of 500 Volts D.C., or with any other instrument known to give comparable results. For measuring electrical discontinuity, a 1,000 Volt D.C. source may be used instead of a 500 Volt D.C. source.

For hoses with a conductive tube or cover, the resistance values obtained may vary with the applied voltage, and errors may occur at low-test voltages. As a starting point, an ohmmeter (9 volts) can be used. For tests requiring measurement of electrical continuity between end fittings or through continuous internal or external bonded wires, the instrument used shall be an ohmmeter (9 volts).

4.2 Electrodes and Contacts: When the test procedure calls for contact with the hose cover, electrodes shall be formed around the outer circumference of the hose as bands 25 mm +2 mm, 0 mm (1" +1/16", 0") wide by applying silver lacquer/conductive liquid and metallic copper foil tape (i.e. 3M Scotch Brand) as shown in Figure 1. When a conductive silver lacquer (i.e. Colloidal Silver Liquid is available from Ted Pella, Inc. catalogue # 16031) is used, the surface resistance between any two points on a sample of the dried film shall not exceed 100 Ω. When a conductive liquid is

AIR &  
MULTIPURPOSE  
General Purpose  
Heavy Duty  
Push-on

CHEMICAL  
TRANSFER

CLEANING  
EQUIPMENT

FOOD  
Transfer  
Washdown

MARINE

MATERIAL  
HANDLING  
Abrasives  
Bulk Transfer  
Cement & Concrete

MINING

PETROLEUM  
Aircraft Fueling  
Dispensing  
Dock  
Transfer

SPRAY

STEAM

VACUUM

VEYANCE

WATER  
Discharge  
Suction &  
Discharge  
Washdown

WELDING

COUPLING  
SYSTEMS

APPENDIX

## GENERAL INFORMATION

AIR &  
MULTIPURPOSE  
*General Purpose*  
*Heavy Duty*  
*Push-on*

CHEMICAL  
TRANSFER

CLEANING  
EQUIPMENT

FOOD  
*Transfer*  
*Washdown*

MARINE

MATERIAL  
HANDLING  
*Abrasives*  
*Bulk Transfer*  
*Cement & Concrete*

MINING

PETROLEUM  
*Aircraft Fueling*  
*Dispensing*  
*Dock*  
*Transfer*

SPRAY

STEAM

VACUUM

VEYANCE

WATER  
*Discharge*  
*Suction &*  
*Discharge*  
*Washdown*

WELDING

COUPLING  
SYSTEMS

### ELECTRICAL RESISTANCE TESTS

#### FOR HOSE AND HOSE ASSEMBLIES (continued)

used the electrode contact area shall be completely wetted and shall remain so until the end of the test. The conductive liquid shall consist of:

- Anhydrous polyethylene glycol of relative molecular mass 600: 800 parts by mass
- Water: 200 parts by mass
- Wetting agent: 1 part by mass
- Potassium Chloride: 10 parts by mass

When the test procedure calls for contact with the hose tube, it is preferable to use a copper plug of external diameter equal to or slightly greater than the hose ID or a steel hose stem, coated with the conducting liquid, and pushed 25 mm (1") into the hose. An alternative for 50 mm (2") and above hose would be to apply the conductive silver lacquer onto the hose ID, then insert the plug or hose stem. The electrical leads from the test instrument shall be clean and they should make adequate contact with the metallic copper foil and/or copper plugs/hose stems.

#### 5.0 Preparation and Cleaning for Test:

The surfaces of the hose shall be clean. If necessary, the hose surface may be cleaned by rubbing with Fuller's earth (magnesium aluminum silicate) and water, followed by a distilled water rinse, and allowing the hose to dry in a non-contaminating environment. Do not use organic materials that attack or swell the rubber, and do not buff or abrade the test surfaces.

The surface of the hose shall not be deformed either during the application of the contacts or during the test. When using test pieces, the supports shall be outside the test length. When using a long length of hose, the hose shall be uncoiled and laid out straight on polyethylene or other suitable insulating material. Care should be taken to ensure that the hose is insulated from any electrical leakage path along the length of the hose.

#### 6.0 Test Conditions:

For lab testing, the hose or hose assemblies shall be conditioned for at least 16 hrs at  $+23^{\circ}\text{C} \pm 2^{\circ}\text{C}$  ( $73.4^{\circ}\text{F} \pm 3.6^{\circ}\text{F}$ ) with a relative humidity not to exceed 70%. However, it is permissible, by agreement between the supplier and the customer, to use the conditions prevailing in the factory, warehouse, or laboratory, provided that the relative humidity does not exceed 70%.

#### 7.0 Test Pieces:

Prepare three test pieces approximately 300 mm (12") long from samples taken at random from a production run or lot. Condition the test pieces per section 6.0.

Place the test piece on blocks of polyethylene, or other insulating material, to provide a resistance of greater than  $10^{11}\ \Omega$  between the test piece and the surface on which the blocks are supported. Ensure that the leads from the instrument do not touch each other, the hose, or any part except the terminal to which each is connected.

Avoid breathing on the test surfaces and thus creating condensation that may lead to inaccuracies.

#### 8.0 Procedure for hoses with conducting tube:

Apply the electrodes as specified to the inside surface of the hose at each end of the hose. The edge of the electrode plug shall be coincident with the end of the hose. When using a conductive liquid, care shall be taken to avoid creating a leakage path between the tube and the reinforcement or cover of the hose.

Apply the metal contacts to the electrodes.

Apply the test voltage (9V) and measure the resistance 5 seconds  $\pm$  1 second after the voltage is applied.

Note: In previous editions of the Hose Handbook, this method was referred to as the Plug Method.

#### 9.0 Procedure for hose with conducting cover:

Apply the electrodes as specified to the outer circumference of the hose at each hose end. See Figure 6-1.

Ensure that contact is maintained with the electrodes around the circumference and that the contact pieces are sufficiently long enough for the two free ends to be held securely by a tensioning clip (see Figure 6-1) such that the fit of the electrodes is as tight as possible.

Apply the metal contacts.

Apply the test voltage (9V) and measure the resistance 5 seconds  $\pm$  1 second after the voltage is applied.

## GENERAL INFORMATION

### ELECTRICAL RESISTANCE TESTS

#### FOR HOSE AND HOSE ASSEMBLIES (continued)

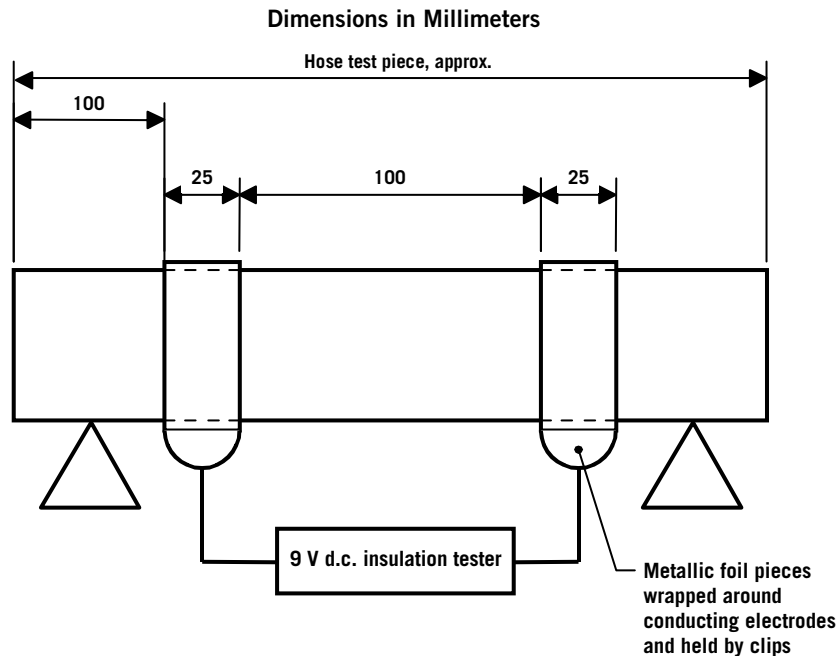


Figure 6-1 – Electrodes and contacts for testing hose

#### 10.0 Procedure for hose with conducting or non-conducting compounds throughout:

Apply the electrodes as specified on the inside surface at one end of the hose (end A) and on the outside surface at the other end of the hose (end B).

Apply the metal contacts to the electrodes.

Apply the test voltage (9V for conductive compounds and 500V for non-conductive compounds) and measure the resistance 5 seconds  $\pm$  1 second after the voltage is applied.

Alternative method for non-conductive hose– Nail or “Pot Room” Method

Conduct test as follows:

1. Cut sample hose, 24 inches long
2. Assure that both inside and outside of hose are free of oil, dirt, etc.
3. Pierce sample ends with clean nails, as shown in Fig. 6-2.
4. Connect nails to 1000-volt DC power source and megohm meter or 1000 volt “megger” as shown in Fig. 6-2.
5. Record total resistance, in megohms.
6. Measure “test length” as shown in Fig. 6-2.
7. Divide total resistance by test length to get megohms per inch.

AIR &  
MULTIPURPOSE  
General Purpose  
Heavy Duty  
Push-on

CHEMICAL  
TRANSFER

CLEANING  
EQUIPMENT

FOOD  
Transfer  
Washdown

MARINE

MATERIAL  
HANDLING  
Abrasives  
Bulk Transfer  
Cement & Concrete

MINING

PETROLEUM  
Aircraft Fueling  
Dispensing  
Dock  
Transfer

SPRAY

STEAM

VACUUM

VEYANCE

WATER  
Discharge  
Suction &  
Discharge  
Washdown

WELDING

COUPLING  
SYSTEMS

# APPENDIX C

## GENERAL INFORMATION

AIR &  
MULTIPURPOSE  
*General Purpose*  
*Heavy Duty*  
*Push-on*

CHEMICAL  
TRANSFER

CLEANING  
EQUIPMENT

FOOD  
*Transfer*  
*Washdown*

MARINE

MATERIAL  
HANDLING  
*Abrasives*  
*Bulk Transfer*  
*Cement & Concrete*

MINING

PETROLEUM  
*Aircraft Fueling*  
*Dispensing*  
*Dock*  
*Transfer*

SPRAY

STEAM

VACUUM

VEYANCE

WATER  
*Discharge*  
*Suction &*  
*Discharge*  
*Washdown*

WELDING

COUPLING  
SYSTEMS

APPENDIX

### ELECTRICAL RESISTANCE TESTS

#### FOR HOSE AND HOSE ASSEMBLIES (continued)

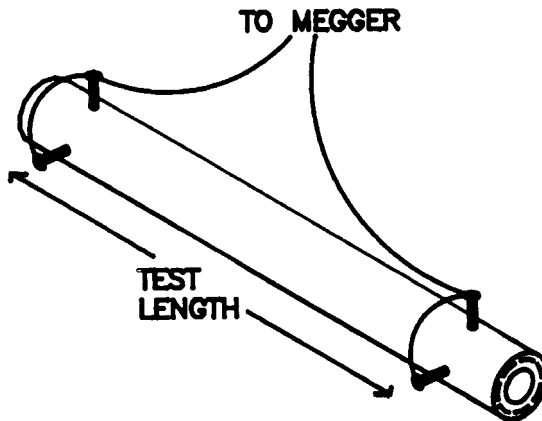


Figure 6-2 – Nail or “Pot Room” Test

#### 11.0 Procedure for hose assemblies fitted with metal end fittings:

When it is required that the resistance of a hose assembly be measured, the leads of the test instrument shall be attached directly to the metal hose shank (threaded end connection, fixed flange, stub end of a floating flange, etc.) of the metal end fittings.

Some hoses, especially thermoplastic hoses, have conductive layers within the hose construction. These hoses shall be tested as assemblies made with fittings and assembly techniques specified by the hose and fitting manufacturer.

Apply the metal contacts to the metal end fittings.

Apply the test voltage (9V) and measure the resistance 5 seconds  $\pm$  1 second after the voltage is applied.

#### 12.0 Procedure for measurement of electrical continuity:

In certain types of hose constructions, electrical continuity is provided between the end fittings by means of a continuous wire or wires bonded to each coupling. When the construction is such that there are internal and external wires, the electrical continuity of both wires shall be established.

It is essential that contact resistance between the end fittings and the ohmmeter be minimized.

Apply the metal contacts to the metal end fittings.

Apply the test voltage (9V) and measure the resistance 5 seconds  $\pm$  1 second after the voltage is applied.

# APPENDIX C

## GENERAL INFORMATION

### ELASTOMERS USED IN THE MANUFACTURE OF "RUBBER TYPE" PRODUCTS

Veyance Tradename	Industry Designation	Outstanding Feature	Sample Hose
<b>Alphasyn®</b>	Modified Cross-Link Polyethylene	Excellent high-temperature chemical resistance.	Tube compound in Viper™ chemical transfer hose.
<b>Carbryn™</b>	Carboxylated Nitrile	Excellent oil and abrasion resistance, good chemical resistance.	Cover compound on multipurpose hose: Gorilla® and Ortac®, pressure washer hose: Galvanator® and Gauntlet®.
<b>Nitrile</b>	Nitrile OR Buna-N	Oil, solvent and aromatics resistance.	Tube and cover compound in premium air and multipurpose hose, petroleum transfer hose: Gorilla®, Ortac®, Flexwing® Petroleum.
<b>Chemivic™</b>	Buna-N-Vinyl	Oil and abrasion resistant compound. Excellent ozone resistance.	Cover compound air/mp hose. Tube compound in food hose: White Flexwing®.
<b>Chemrin®</b>	Chlorinated Polyethylene (CPE)	Excellent chemical resistance.	Tube compound chemical hose: Brown Flexwing®.
<b>Chlorobutyl</b>	Chlorobutyl	FDA compliant material in foodhose. Excellent heat resistance.	Tube compound in food hose and Flexsteel® 250 CB Steam Hose.
<b>Flosyn®</b>	Viton	Excellent oil and chemical resistance.	Tube compound in Orange Flexwing® chemical hose.
<b>Hysunite™</b>	Hypalon	Chemical- and oil-resistant.	Tube compound in chemical transfer hose: Yellow Flexwing®.
<b>Nylon</b>	Nylon	Resistant to many paint sprays, lacquers, thinners, and mild chemicals.	Tube compound in NR Paint Spray.
<b>Omegasyn™</b>	EPDM (abrasion-resistant)	Excellent abrasion resistance. Mild chemical resistance.	Cover compound: Viper.™
<b>Plioflex®</b>	SBR	Good abrasion resistance.	Tube and cover compound in water suction and discharge hose: Plicord® Water S&D.
<b>Pyrosyn®</b>	EPDM (Heat Resistant)	Heat Resistant	Tube compound in Flexsteel® 250 Steam and Whitewater, Cover on Flexsteel® 250 Steam and Flexsteel® 250 CB Steam.

AIR &  
MULTIPURPOSE  
General Purpose  
Heavy Duty  
Push-on

CHEMICAL  
TRANSFER

CLEANING  
EQUIPMENT

FOOD  
Transfer  
Washdown

MARINE

MATERIAL  
HANDLING  
Abrasives  
Bulk Transfer  
Cement & Concrete

MINING

PETROLEUM  
Aircraft Fueling  
Dispensing  
Dock  
Transfer

SPRAY

STEAM

VACUUM

VEYANCE

WATER  
Discharge  
Suction &  
Discharge  
Washdown

WELDING

COUPLING  
SYSTEMS



# APPENDIX C

## GENERAL INFORMATION

### ELASTOMERS USED IN THE MANUFACTURE OF "RUBBER TYPE" PRODUCTS

Veyance Tradename	Industry Designation	Outstanding Feature	Sample Hose
<b>Pliosyn™</b>	Ultra High Molecular Weight Polyethylene	Excellent chemical resistance. Good flexibility properties.	Tube compound in Fabchem™ chemical hose.
<b>Pliovic®</b>	Polyvinyl Chloride	Lightweight, flexible and economical.	Pliovic® 250, Spiraflex® 1600.
<b>Pureten™</b>	Natural Rubber	Excellent abrasion resistance, resilient, tensile strength, retains flexibility below 0°F (Poor ozone).	Tube compound in material handling hose: Blucor®, Harvest™, and Tan Flexwing®.
<b>Speclar®</b>	Cross-Link Polyethylene	Excellent chemical resistance.	Tube compound in Blue Flexwing® chemical hose.
<b>Spirathane™</b>	Urethane	Excellent abrasion resistance and good chemical resistance.	Spirathane™ LD and inner liner of Spirathane™ HD.
<b>Teflon®</b>	Fluorinated Propylene OR Teflon®	Excellent chemical and petroleum resistance.	Tube compound in Hi-Per® Teflon® Hose.
<b>TPE</b>	Thermoplastic Elastomer	Heat- and/or cold-resistant, flexible and resistant to solvents.	Premier.
<b>Tufsyn®</b>	Polybutadiene Blend	Good tensile strength, high elongation, abrasion resistance, nonstatic properties.	Tube compound in Plicord® Blast, Plicord® Dredge Sleeve, Sand Suction
<b>Versigard®</b>	EPDM	Heat- and/or cold-resistant, weather and ozone resistant, mild chemical resistance.	Tube and cover compound in multipurpose hose: Horizon®, cover compound on chemical hose: Fabchem®.
<b>Weatherex®</b>	Butyl	Low permeability to air and gas; outstanding dampening and shock effect.	Tube compound in chemical transfer hose: Yellow Flexwing®.
<b>Wingprene®</b>	Neoprene (DuPont)	All purpose elastomer; good oil, heat and chemical resistance; very good ozone resistance.	Cover compound in petroleum transfer hose: Super Black Flexwing®, and Red Flextra®.

AIR &  
MULTIPURPOSE  
General Purpose  
Heavy Duty  
Push-on

CHEMICAL  
TRANSFER

CLEANING  
EQUIPMENT

FOOD  
Transfer  
Washdown

MARINE

MATERIAL  
HANDLING  
Abrasives  
Bulk Transfer  
Cement & Concrete

MINING

PETROLEUM  
Aircraft Fueling  
Dispensing  
Dock  
Transfer

SPRAY

STEAM

VACUUM

VEYANCE

WATER  
Discharge  
Suction &  
Discharge  
Washdown

WELDING

COUPLING  
SYSTEMS

APPENDIX



## GENERAL INFORMATION

### HOW TO SELECT THE RIGHT HOSE

In order to obtain the best service from any particular hose application, two important conditions must be fulfilled:

1. To select the right hose for the job.
2. To make sure, that after having obtained the right hose, it is fitted correctly and used in a proper manner.

When considering a particular hose application, the following basic factors should be considered:

1. Inside diameter.
2. Outside diameter.
3. Materials being conveyed (e.g., air, water, acids, oils, steam, etc.).
4. Precise composition of substance (important in the case of oils, solvents, spraying media, foods, beverages, petroleum products, gases, etc.).
5. Concentration (in the case of chemicals).
6. Maximum temperature of substance.
7. Maximum pressure (including any possible surge or back pressure).
8. Degree of vacuum (in the case of suction hose).
9. External conditions. The scope of this factor is possibly the widest of all and covers such things as:
  - Abrasion.
  - Climactic conditions.
  - Direct heat.
  - Radiated heat.
  - Contamination from oil, grease, solvents, acids, etc.
  - End loads.
  - Flexings — degree and cycle.
  - Crushing conditions.
  - Kinking conditions.
10. Details of couplings (particularly in specialized applications).

#### Steam Hose

Air, steam, and water hoses are the three types of hose most used in industrial plants. The following instructions apply in general to these types of hose. Since steam service is usually the most severe in the average plant, particular attention is directed to steam hose. In selecting a hose for a steam installation it is important that the type recommended is sufficient to handle the maximum working pressure. Your Goodyear Engineered Products representative will assist in making recommendations.

At elevated temperatures, steam severely affects rubber hose of all types, so it is important that temperature be considered in the choice of a steam hose. High steam temperature and pressure can cause deterioration in certain reinforcing members used in hose and a relatively small increase in temperature can greatly affect hose performance.

The steam pressure is important in that it determines the minimum temperature condition under which the hose will be used. If the steam is saturated, its temperature is directly related to its pressure. The temperature may be determined from the Saturated Steam Table on page 291. However, if steam is superheated, the degree of superheating must be known to determine the actual temperature which the hose must withstand.

The flex factor takes into consideration the magnitude of the flexing and its time cycle. A flexing that is rapid and continuous, even though of small magnitude, would be considered as severe as flexing that is large in magnitude but with an extremely long time cycle. The degree of flexing is an important factor in the ultimate life of the hose.

Refer to R.M.A. Technical Information Bulletin #1P-11-1.

#### Air Hose

Many fine types of air hose, equipped with tough, abrasion-resisting covers and with are offered tube stocks which will successfully resist oil mist, if present. Where tools are lubricated through hose, only the very best quality air hose with highest grade oil-resisting tube should be used. The recommended working pressure should be sufficient to withstand the maximum pressures encountered.

#### Water Hose

In the selection of the correct water hose for any service, the same principles apply as for air and steam hose.

#### Suction Hose

Most Goodyear Engineered Products vacuum or suction hose are designed to withstand full vacuum. However, in some of the lighter styles, less than full vacuum is recommended.

Use the information in this catalog to help determine the best hose for your application. To assist your efforts to collect the data necessary to make a proper hose recommendation, use the form on the next page.

AIR &  
MULTIPURPOSE  
*General Purpose*  
*Heavy Duty*  
*Push-on*

CHEMICAL  
TRANSFER

CLEANING  
EQUIPMENT

FOOD  
*Transfer*  
*Washdown*

MARINE

MATERIAL  
HANDLING  
*Abrasives*  
*Bulk Transfer*  
*Cement & Concrete*

MINING

PETROLEUM  
*Aircraft Fueling*  
*Dispensing*  
*Dock*  
*Transfer*

SPRAY

STEAM

VACUUM

VEYANCE

WATER  
*Discharge*  
*Suction &*  
*Discharge*  
*Washdown*

WELDING

COUPLING  
SYSTEMS

APPENDIX

# APPENDIX C

## GENERAL INFORMATION

### INDUSTRIAL HOSE INQUIRY/RECOMMENDATION

<b>SIZE:</b>		<b>PRESSURE(S):</b>	
I.D.		Working Pressure (including surges)	
O.D.		Burst Pressure	
Hose Length (OAL or uncpld lgth)		Suction or Vacuum Requirements	
Tolerances		Velocity	
		Impulse	
<b>TEMPERATURE:</b>		<b>ENDS &amp; FITTINGS:</b>	
of Material Being Conveyed (High, Low, Ambient)		Factory Applied Fittings:	type of threads
of Outside Exposure (High, Low, Ambient)		Intermittent?	Male / Female
Constant?		Reusable / Nonreusable	
Sub-zero Exposure?		Material for Fittings	
<b>APPLICATION(S):</b>		Built-in Fittings / Ends:	Beaded
Indoor and/or Outdoor Use			Flanged
Intermittent or Continuous Use			Rubber-Lined
Flexibility Required (min. bend radius)			Other
Movement (Static, Vibrations, Flexing)			Cut to Length
External Conditions: Abrasion			Crimp Specs / Crimper (Hydraulics)
Oil			
Solvents			<b>DELIVERY:</b>
Acid			Leadtime
Ozone			Quantity
Electrical/Static Conductive			Stock / Nonstock
Oil Resistance: Tube			Special Print
Cover			Special Packaging
Flame Resistance			
Noncontaminating Materials			<b>OTHER INFORMATION:</b>
Hose Currently in Use			Customer: _____ Date: _____
Current Hose Service Life/Failure Description			Customer #: _____
Service Life Desired			Ship To: _____
<b>MATERIAL(S) BEING CONVEYED:</b>			Bill To: _____
Solids (size, description)			Telephone #: _____ Fax#: _____
Gaseous (volatility, inert)			
Liquids (flammability, causticity, acid/alkaline, solution/concentration)			
Chemical Names (generic)			

Bolded block areas MUST be filled out on all inquiries.

AIR &  
MULTIPURPOSE  
General Purpose  
Heavy Duty  
Push-on

CHEMICAL  
TRANSFER

CLEANING  
EQUIPMENT

FOOD  
Transfer  
Washdown

MARINE

MATERIAL  
HANDLING  
Abrasives  
Bulk Transfer  
Cement & Concrete

MINING

PETROLEUM  
Aircraft Fueling  
Dispensing  
Dock  
Transfer

SPRAY

STEAM

VACUUM

VEYANCE

WATER  
Discharge  
Suction &  
Discharge  
Washdown

WELDING

COUPLING  
SYSTEMS

APPENDIX



# APPENDIX C

## GENERAL INFORMATION

### TEMPERATURE CONVERSION

Locate temperature in middle column. If in °C, read °F equivalent in right-hand column; if in °F, read °C in left-hand column.

-459° to 0°			1° to 60°			61° to 290°			300° to 890°			900° to 3000°		
C	C F	F	C	C F	F	C	C F	F	C	C F	F	C	C F	F
-273	-459.4		-17.2	1	33.8	16.1	61	141.8	149	300	572	482	900	1652
-268	-450		-16.7	2	35.6	16.7	62	143.6	154	310	590	488	910	1670
-262	-440		-16.1	3	37.4	17.2	63	145.4	160	320	608	493	920	1688
-257	-430		-15.6	4	39.2	17.8	64	147.2	166	330	626	499	930	1706
-251	-420		-15.0	5	41.0	18.3	65	149.0	171	340	644	504	940	1724
-246	-410		-14.4	6	42.8	18.9	66	150.8	177	350	662	510	950	1742
-240	-400		-13.9	7	44.6	19.4	67	152.6	182	360	680	516	960	1760
-234	-390		-13.3	8	46.4	20.0	68	154.4	188	370	698	521	970	1778
-229	-380		-12.8	9	48.2	20.6	69	156.2	193	380	716	527	980	1796
-223	-370		-12.2	10	50.0	21.1	70	158.0	199	390	734	532	990	1814
-218	-360		-11.7	11	51.8	21.7	71	159.8	204	400	752	538	1000	1832
-212	-350		-11.1	12	53.6	22.2	72	161.6	210	410	770	549	1020	1868
-207	-340		-10.6	13	55.4	22.8	73	163.4	216	420	788	560	1040	1904
-201	-330		-10.0	14	57.2	23.3	74	165.2	221	430	806	571	1060	1940
-196	-320		-9.4	15	59.0	23.9	75	167.0	227	440	824	582	1080	1976
-190	-310		-8.9	16	60.8	24.4	76	168.8	232	450	842	593	1100	2012
-184	-300		-8.3	17	62.6	25.0	77	170.6	238	460	860	604	1120	2048
-179	-290		-7.8	18	64.4	25.6	78	172.4	243	470	878	616	1140	2084
-173	-280		-7.2	19	66.2	26.1	79	174.2	249	480	896	627	1160	2120
-169	-273	-459.4	-6.7	20	68.0	26.7	80	176.0	254	490	914	638	1180	2156
-168	-270	-454	-6.1	21	69.8	27.2	81	177.8	260	500	932	649	1200	2192
-162	-260	-436	-5.6	22	71.6	27.8	82	179.6	266	510	950	660	1220	2228
-157	-250	-418	-5.0	23	73.4	28.3	83	181.4	271	520	968	671	1240	2264
-151	-240	-400	-4.4	24	75.2	28.9	84	183.2	277	530	986	682	1260	2300
-146	-230	-382	-3.9	25	77.0	29.4	85	185.0	282	540	1004	693	1280	2336
-140	-220	-364	-3.3	26	78.8	30.0	86	186.8	288	550	1022	704	1300	2372
-134	-210	-346	-2.8	27	80.6	30.6	87	188.6	293	560	1040	732	1350	2462
-129	-200	-328	-2.2	28	82.4	31.1	88	190.4	299	570	1058	760	1400	2552
-123	-190	-310	-1.7	29	84.2	31.7	89	192.2	304	580	1076	788	1450	2642
-118	-180	-292	-1.1	30	86.0	32.2	90	194.0	310	590	1094	816	1500	2732
-112	-170	-274	-0.6	31	87.8	32.8	91	195.8	316	600	1112	843	1550	2822
-107	-160	-256	0.0	32	89.6	33.3	92	197.6	321	610	1130	871	1600	2912
-101	-150	-238	0.6	33	91.4	33.9	93	199.4	327	620	1148	899	1650	3002
-96	-140	-220	1.1	34	93.2	34.4	94	201.2	332	630	1166	927	1700	3092
-90	-130	-202	1.7	35	95.0	35.0	95	203.0	338	640	1184	954	1750	3182
-84	-120	-184	2.2	36	96.8	35.6	96	204.8	343	650	1202	983	1800	3272
-79	-110	-166	2.8	37	98.6	36.1	97	206.6	349	660	1220	1010	1850	3362
-73	-100	-148	3.3	38	100.4	36.7	98	208.4	354	670	1238	1038	1900	3452
-68	-90	-130	3.9	39	102.2	37.2	99	210.2	360	680	1256	1066	1950	3542
-62	-80	-112	4.4	40	104.0	37.8	100	212.0	366	690	1274	1093	2000	3632
-57	-70	-94	5.0	41	105.8	43	110	230	371	700	1292	1121	2050	3722
-51	-60	-76	5.6	42	107.6	49	120	248	377	710	1310	1149	2100	3812
-46	-50	-58	6.1	43	109.4	54	130	266	382	720	1328	1177	2150	3902
-40	-40	-40	6.7	44	111.2	60	140	284	388	730	1346	1204	2200	3992
-34	-30	-22	7.2	45	113.0	66	150	302	393	740	1364	1232	2250	4082
-29	-20	-4	7.8	46	114.8	71	160	320	399	750	1382	1260	2300	4172
-23	-10	14	8.3	47	116.6	77	170	338	404	760	1400	1288	2350	4262
-17.8	0	32	8.9	48	118.4	82	180	356	410	770	1418	1316	2400	4352
			9.4	49	120.2	88	190	374	416	780	1436	1343	2450	4442
			10.0	50	122.0	93	200	392	421	790	1454	1371	2500	4532
			10.6	51	123.8	99	210	410	427	800	1472	1399	2550	4622
			11.1	52	125.6	100	212	413.6	432	810	1490	1427	2600	4712
			11.7	53	127.4	104	220	428	438	820	1508	1454	2650	4802
			12.2	54	129.2	110	230	446	443	830	1526	1482	2700	4892
			12.8	55	131.0	116	240	464	449	840	1544	1510	2750	4982
			13.3	56	132.8	121	250	482	454	850	1562	1538	2800	5072
			13.9	57	134.6	127	260	500	460	860	1580	1566	2850	5162
			14.4	58	136.4	132	270	518	466	870	1598	1593	2900	5252
			15.0	59	138.2	138	280	536	471	880	1616	1621	2950	5342
			15.6	60	140.0	143	290	554	477	890	1634	1649	3000	5432

AIR &  
MULTIPURPOSE  
General Purpose  
Heavy Duty  
Push-on

CHEMICAL  
TRANSFER

CLEANING  
EQUIPMENT

FOOD  
Transfer  
Washdown

MARINE

MATERIAL  
HANDLING  
Abrasives

Bulk Transfer  
Cement & Concrete

MINING

PETROLEUM  
Aircraft Fueling  
Dispensing

Dock  
Transfer

SPRAY

STEAM

VACUUM

VEYANCE

WATER  
Discharge  
Suction &  
Discharge  
Washdown

WELDING

COUPLING  
SYSTEMS

# APPENDIX C

## GENERAL INFORMATION

### USEFUL CONVERSION CHARTS

#### Decimal and Millimeter Equivalents of Fractions

Inches			Inches		
Fractions	Decimals	Millimeters	Fractions	Decimals	Millimeters
1/64	.015625	.397	33/64	.515625	13.097
1/32	.03125	.794	17/32	.53125	13.494
3/64	.046875	1.191	35/64	.546875	13.891
1/16	.0625	1.588	9/16	.5625	14.288
5/64	.078125	1.984	37/64	.578125	14.684
3/32	.09375	2.381	19/32	.59375	15.081
7/64	.109375	2.778	39/64	.609375	15.478
1/8	.125	3.175	5/8	.625	15.875
9/64	.140625	3.572	41/64	.640625	16.272
5/32	.15625	3.969	21/32	.65625	16.669
11/64	.171875	4.366	43/64	.671875	17.066
3/16	.1875	4.763	11/16	.6875	17.463
13/64	.203125	5.159	45/64	.703125	17.859
7/32	.21875	5.556	23/32	.71875	18.256
15/64	.234375	5.953	47/64	.734375	18.653
1/4	.250	6.350	3/4	.750	19.050
17/64	.265625	6.747	49/64	.765625	19.447
9/32	.28125	7.144	25/32	.78125	19.844
19/64	.296875	7.541	51/64	.796875	20.241
5/16	.3125	7.938	13/16	.8125	20.638
21/64	.328125	8.334	53/64	.828125	21.034
11/32	.34375	8.731	27/32	.84375	21.431
23/64	.359375	9.128	55/64	.859375	21.828
3/8	.375	9.525	7/8	.875	22.225
25/64	.390625	9.922	57/64	.890625	22.622
13/32	.40625	10.319	29/32	.90625	23.019
27/64	.421875	10.716	59/64	.921875	23.416
7/16	.4375	11.113	15/16	.9375	23.813
29/64	.453125	11.509	61/64	.953125	24.209
15/32	.46875	11.906	31/32	.96875	24.606
31/64	.484375	12.303	63/64	.984375	25.003
1/2	.500	12.700	1	1.000	25.400

#### Pressure Conversion (feet of water to inches of mercury)

Feet of Water	Inches of Mercury
1	0.9
2	1.8
4	3.5
6	5.3
8	7.1
10	8.8
12	10.6
14	12.4
16	14.1
18	15.9
20	17.7
22	19.4
24	21.2
26	23.0
28	24.8
30	26.5
32	28.3
34	30.0

#### Measures of Pressures

1 lb. per square inch = 144 lbs. per square foot = 0.068 atmosphere = 2.042 inches of mercury @ 62°F = 2.31 feet of water at 62°F.

1 atmosphere = 30 inches of mercury at 62°F = 14.7 lbs. per square inch = 2116.3 lbs. per square foot = 33.95 feet of water at 62°F.

1 foot of water at 62°F = 62.355 lbs. per square foot = 0.433 lb. per square inch.

1 inch of mercury at 62°F = 1.132 feet of water = 13.58 inches of water = 0.491 lb. per square inch.

Column of water 12 inches high, 1 inch diameter = .341 lb.

#### Pressure Conversion (feet of water to pounds per square inch)

Based on formula (psi) = Pressure Head [Ft. of Water] x 0.433

Pressure Head (Ft. of Water)	Pressure (psi)	Pressure Head (Ft. of Water)	Pressure (psi)	Pressure Head (Ft. of Water)	Pressure (psi)
0	0	200	87	410	177
5	2.2	210	91	420	182
10	4.3	220	95	430	186
20	8.7	230	100	440	190
30	13	240	104	450	195
40	17	250	108	460	199
50	22	260	113	470	203
60	26	270	117	480	208
70	30	280	121	490	212
80	35	290	126	500	216
90	39	300	130	550	238
100	43	310	134	600	260
110	48	320	139	650	281
120	52	330	143	700	303
130	56	340	147	750	325
140	61	350	151	800	346
150	65	360	156	850	368
160	69	370	160	900	390
170	74	380	164	950	411
180	78	390	169	1000	433
190	82	400	173		

AIR &  
MULTIPURPOSE  
General Purpose  
Heavy Duty  
Push-on

CHEMICAL  
TRANSFER

CLEANING  
EQUIPMENT

FOOD  
Transfer  
Washdown

MARINE

MATERIAL  
HANDLING  
Abrasives  
Bulk Transfer  
Cement & Concrete

MINING

PETROLEUM  
Aircraft Fueling  
Dispensing  
Dock  
Transfer

SPRAY

STEAM

VACUUM

VEYANCE

WATER  
Discharge  
Suction &  
Discharge  
Washdown

WELDING

COUPLING  
SYSTEMS

APPENDIX



# APPENDIX C

## GENERAL INFORMATION

### LENGTH CONVERSION CONSTANTS

Metric to U.S.	U.S. to Metric
Millimeters x .039370 = inches	Inches x 25.4001 = millimeters
Meters x 39.370 = inches	Inches x .0254 = meters
Meters x 3.2808 = feet	Feet x .30480 = meters
Meters x 1.09361 = yards	Yards x .91440 = meters
Kilometers x 3,280.8 = feet	Feet x .0003048 = kilometers
Kilometers x .62137 = Statute Miles	Statute Miles x 1.60935 = kilometers
Kilometers x .53959 = Nautical Miles	Nautical Miles x 1.85325 = kilometers

### WEIGHT CONVERSION CONSTANTS

Metric to U.S.	U.S. to Metric
Grams x 981 = dynes	Dynes x .0010193 = grams
Grams x 15.432 = grains	Grains x .0648 = grams
Grams x .03527 = ounces (Avd.)	Ounces (Avd.) x 28.35 = grams
Grams x .033818 = fluid ounces (water)	Fluid Ounces (Water) x 29.57 = grams
Kilograms x 35.27 = ounces (Avd.)	Ounces (Avd.) x .02835 = kilograms
Kilograms x 2.20462 = pounds (Avd.)	Pounds (Avd.) x .45359 = kilograms
Metric Tons (1000 Kg.) x 1.10231 = Net Ton (2000 lbs.)	Net Ton (2000 lbs.) x .90719 = Metric Tons (1000 Kg.)
Metric Tons (1000 Kg.) x .98421 = Gross Ton (2240 lbs.)	Gross Ton (2240 lbs.) x 1.101605 = Metric Tons (1000 Kg.)

### AREA CONVERSION CONSTANTS

Metric to U.S.	U.S. to Metric
Square Millimeters x .00155 = square inches	Square Inches x 645.163 = square millimeters
Square Centimeters x .155 = square inches	Square Inches x 6.45163 = square centimeters
Square Meters x 10.76387 = square feet	Square Feet x .0929 = square meters
Square Meters x 1.19599 = square yards	Square Yards x .83613 = square meters
Hectares x 2.47104 = acres	Acres x .40469 = hectares
Square Kilometers x 247.104 = acres	Acres x .0040469 = square kilometers
Square Kilometers x .3861 = square miles	Square Miles x 2.5899 = square kilometers

AIR &  
MULTIPURPOSE  
General Purpose  
Heavy Duty  
Push-on

CHEMICAL  
TRANSFER

CLEANING  
EQUIPMENT

FOOD  
Transfer  
Washdown

MARINE

MATERIAL  
HANDLING  
Abrasives  
Bulk Transfer  
Cement & Concrete

MINING

PETROLEUM  
Aircraft Fueling  
Dispensing  
Dock  
Transfer

SPRAY

STEAM

VACUUM

VEYANCE

WATER  
Discharge  
Suction &  
Discharge  
Washdown

WELDING

COUPLING  
SYSTEMS

# APPENDIX C

## GENERAL INFORMATION

AIR &  
MULTIPURPOSE  
*General Purpose*  
*Heavy Duty*  
*Push-on*

CHEMICAL  
TRANSFER

CLEANING  
EQUIPMENT

FOOD  
*Transfer*  
*Washdown*

MARINE

MATERIAL  
HANDLING  
*Abrasives*

*Bulk Transfer*  
*Cement & Concrete*

MINING

PETROLEUM  
*Aircraft Fueling*  
*Dispensing*  
*Dock*  
*Transfer*

SPRAY

STEAM

VACUUM

VEYANCE

WATER

*Discharge*  
*Suction &*  
*Discharge*  
*Washdown*

WELDING

COUPLING  
SYSTEMS

### PROPERTIES OF SATURATED STEAM

The steam pressure is important because it determines the minimum temperature condition under which the hose will be used. The operating temperature is a very important factor in selecting a steam hose as a relatively small increase in temperature can greatly reduce the hose life.

#### Pressure-Temperature Equivalents of Saturated Steam

	Lbs. per sq. in. pressure	Temperature		Lbs. per sq. in. pressure	Temperature	
		°F	°C		°F	°C
	0	212.0	100.0	110	344.1	173.4
	5	227.1	108.4	115	347.2	175.1
	10	239.4	115.2	120	350.1	175.7
	15	249.8	121.0	125	352.9	178.3
	20	258.8	126.0	130	355.6	179.8
	22	261.2	127.8	135	358.3	181.3
	24	265.3	129.6	140	360.9	182.7
	26	268.3	131.3	145	363.4	184.1
	28	271.2	132.9	150	365.9	185.5
	30	274.1	134.5	155	368.2	186.8
	32	276.8	136.0	160	370.6	188.1
	34	279.3	137.4	165	373.9	189.4
	36	281.8	138.8	170	375.3	190.7
	38	284.4	140.2	175	377.4	191.9
	40	286.7	141.5	180	379.6	193.1
	42	289.0	142.8	185	381.7	194.3
	44	291.2	144.0	190	383.7	195.4
	46	293.5	145.3	195	385.9	196.6
	48	295.5	146.4	200	387.9	197.7
	50	294.7	147.6	205	398.8	198.8
	52	299.9	148.7	210	391.6	199.8
	54	301.6	149.8	215	392.9	200.5
	56	303.6	150.9	220	395.4	201.7
	58	308.4	151.9	225	397.2	202.9
	60	307.4	153.0	230	399.0	203.9
	62	309.2	154.0	235	400.7	204.8
	64	310.8	154.9	240	402.5	205.8
	66	312.6	155.9	245	404.2	206.8
	68	314.2	156.8	250	406.1	207.8
	70	316.0	157.0	255	407.7	208.7
	72	317.7	158.7	260	409.4	209.7
	74	319.3	159.6	265	411.0	210.6
	76	320.9	160.5	270	412.6	211.4
	78	322.3	161.3	275	414.2	202.3
	80	323.8	162.1	280	415.7	213.2
	85	327.6	164.2	300	421.0	216.1
	90	331.2	166.2	350	436.5	224.7
	95	334.6	168.1			
	100	337.8	169.9			
	105	341.1	171.7			

# APPENDIX C

## GENERAL INFORMATION

### FLOW DATA

This table may be used to determine the pressure loss in hose connected to rock drills and pneumatic tools. It is correct for hose with smooth inside lining. Hose with rough inside lining may have a friction loss of as much as 50% greater than the figures given in the table.

		AIR FLOW PRESSURE LOSS														
		PULSATING FLOW														
Size of Hose	Gauge press. at line	Cubic feet free air per minute passing through 50 foot lengths of hose														
		20	30	40	50	60	70	80	90	100	110	120	130	140	150	
		Loss of pressure in pounds per square inch – 50 foot hose length														
½ in. with couplings at each end	50	1.8	5.0	10.1	18.1											
	60	1.3	4.0	8.4	14.8	23.4										
	70	1.0	3.4	7.0	12.4	20.0	28.4									
	80	.9	2.8	6.0	10.8	17.4	25.2	34.6								
	90	.8	2.4	5.4	9.5	14.8	22.0	30.5	41.0							
	100	.7	2.3	4.8	8.4	13.3	19.3	27.2	36.6							
¾ in. with couplings at each end	110	.6	2.0	4.3	7.6	12.0	17.6	24.6	33.3	44.5						
	50	.4	.8	1.5	2.4	3.5	4.4	6.5	8.5	11.4	14.2					
	60	.3	.6	1.2	1.9	2.8	3.8	5.2	6.8	8.6	11.2					
	70	.2	.5	.9	1.5	2.3	3.2	4.2	5.5	7.0	8.8	11.0				
	80	.2	.5	.8	1.3	1.9	2.8	3.6	4.7	5.8	7.2	8.8	10.6			
	90	.2	.4	.7	1.1	1.6	2.3	3.1	4.0	5.0	6.2	7.5	9.0	10.6		
1 in. with couplings at each end	100	.2	.4	.6	1.0	1.4	2.0	2.7	3.5	4.4	5.4	6.6	7.9	9.4	11.1	
	110	.1	.3	.5	.9	1.3	1.8	2.4	3.1	3.9	4.9	5.9	7.1	8.4	9.9	
	50	.1	.2	.3	.5	.8	1.1	1.5	2.0	2.6	3.5	4.8	7.0			
	60	.1	.2	.3	.4	.6	.8	1.2	1.5	2.0	2.6	3.3	4.2	5.5	7.2	
	70		.1	.2	.4	.5	.7	1.0	1.3	1.6	2.0	2.5	3.1	3.8	4.7	
	80		.1	.2	.3	.5	.7	.8	1.1	1.4	1.7	2.0	2.4	2.7	3.5	
1¼ in. with couplings at each end	90		.1	.2	.3	.4	.6	.7	.9	1.2	1.4	1.7	2.0	2.4	2.8	
	100		.1	.2	.2	.4	.5	.6	.8	1.0	1.2	1.5	1.8	2.1	2.4	
	110		.1	.2	.2	.3	.4	.6	.7	.9	1.1	1.3	1.5	1.8	2.1	
	50			.1	.2	.2	.3	.4	.5	.7	1.1					
	60				.1	.2	.3	.3	.5	.6	.8	1.0	1.2	1.5		
	70				.1	.2	.2	.3	.4	.5	.7	.8	1.0	1.3		
1½ in. with couplings at each end	80				.1	.2	.2	.3	.4	.5	.6	.7	.8	1.0	1.3	
	90					.1	.2	.2	.3	.3	.4	.5	.6	.7	.8	
	100						.1	.2	.2	.3	.4	.4	.5	.6	.7	
	110							.1	.2	.2	.3	.3	.4	.5	.6	
	50							.1	.2	.2	.3	.3	.4	.5	.6	
	60								.1	.2	.2	.3	.3	.4	.5	

For longer or shorter lengths of hose, the friction loss is proportional to the length, e.g., for 25 ft., half of the above; for 150 ft., three times the above, etc.

AIR &  
MULTIPURPOSE  
General Purpose  
Heavy Duty  
Push-on

CHEMICAL  
TRANSFER

CLEANING  
EQUIPMENT

FOOD  
Transfer  
Washdown

MARINE

MATERIAL  
HANDLING  
Abrasives  
Bulk Transfer  
Cement & Concrete

MINING

PETROLEUM  
Aircraft Fueling  
Dispensing  
Dock  
Transfer

SPRAY

STEAM

VACUUM

VEYANCE

WATER  
Discharge  
Suction &  
Discharge  
Washdown

WELDING

COUPLING  
SYSTEMS

APPENDIX





# APPENDIX C

## GENERAL INFORMATION

AIR &  
MULTIPURPOSE  
General Purpose  
Heavy Duty  
Push-on

CHEMICAL  
TRANSFER

CLEANING  
EQUIPMENT

FOOD

Transfer  
Washdown

MARINE

MATERIAL  
HANDLING

Abrasives  
Bulk Transfer  
Cement & Concrete

MINING

PETROLEUM  
Aircraft Fueling

Dispensing  
Dock

Transfer

SPRAY

STEAM

VACUUM

VEYANCE

WATER

Discharge  
Suction &  
Discharge  
Washdown

WELDING

COUPLING  
SYSTEMS

### FLOW DATA (continued)

#### WATER FLOW PRESSURE LOSS (PSI per 100 feet of hose)

	Flow of water in U.S. gal. per min.	Flow of water in cu. feet per sec.	Actual Internal Diameter, Inches										
			1/2	5/8	3/4	1	1 1/4	1 1/2	2	2 1/2	3		
	0.5	.001	0.4										
	1.5	.003	3.02	1.01	0.42								
	2.5	.005	7.75	2.58	1.08								
	5	.011	27.8	9.27	3.86	0.95	0.32	0.13					
	10	.022	99.5	33.2	13.8	3.38	1.14	0.47	0.12				
	15	.033		71.0	29.6	7.25	2.45	1.01	0.25	0.08			
	20	.044		121.0	50.3	12.4	4.15	1.71	0.42	0.14			
	25	.055			76.5	18.7	6.34	2.60	0.64	0.22			
	30	.066			108.0	26.5	8.96	3.68	0.90	0.30	0.13		
	35	.077			142.0	34.8	11.8	4.83	1.18	0.40	0.17		
	40	.088				44.7	15.1	6.20	1.52	0.51	0.21		
	45	.099				55.0	18.6	7.65	1.87	0.63	0.26		
	50	.110				67.5	22.8	9.35	2.28	0.78	0.32		
	60	.132				94.3	31.8	13.1	3.19	1.08	0.45		
	70	.154				126.0	42.5	17.5	4.25	1.44	0.60		
	80	.176					54.6	22.5	5.48	1.86	0.77		
	90	.198					67.5	27.8	6.80	2.30	0.95		
	100	.223					81.5	33.5	8.19	2.78	1.15		
	125	.278					124.0	50.6	12.4	4.20	1.73		
	150	.334						72.1	17.6	6.97	2.46		
	175	.390						94.5	23.1	7.83	3.23		
	200	.446						122.0	29.6	10.1	4.15		
	225	.501							36.8	12.5	5.15		
	250	.557							44.6	15.2	6.28		
	275	.613							53.3	18.1	7.45		
	300	.688							62.5	21.2	8.75		
	325	.724							72.5	24.6	10.2		
	350	.780							83.2	28.2	11.7		
	375	.836							94.5	32.1	13.3		
	400	.891							107.0	36.2	14.9		
	450	1.00								44.9	18.6		
	500	1.11								54.5	22.5		
	600	1.34								76.5	31.6		
	700	1.56								102.0	42.1		
	800	1.78								131.0	53.9		
	900	2.00									66.8		
	1000	2.23									81.4		
	1100	2.45									97.0		
	1200	2.67									114.0		
	1300	2.90									132.0		
	1400	3.12											
	1500	3.34											
	1600	3.56											
	1800	4.01											
	2000	4.45											

Note: The pressure loss experienced by a liquid flowing through a hose depends on the rate of flow, the viscosity of the liquid, the hose I.D., the smoothness of the tube, and the hose length. This chart shows the relationship between rate of flow, I.D., and pressure loss for water at 68°F with a viscosity of one centipoise. The pressure is directly proportional to the length of the hose, therefore, the data shown can be easily extended by use of proportions, e.g., the pressure drop for 50 feet of hose length is half that for 100 feet.



# APPENDIX C

## GENERAL INFORMATION

<b>FLOW DATA (continued)</b>		<b>WATER FLOW PRESSURE LOSS (PSI per 100 feet of hose)</b>							
Flow of water in U.S. gal. per min.	Flow of water in cu. feet per sec.	Actual Internal Diameter, Inches							
		4	6	8	10	12	14	16	
100	.223	.26							
125	.278	.40							
150	.334	.54							
175	.390	.70	.10						
200	.446	.90	.13						
225	.501	1.08	.16						
250	.557	1.34	.19						
275	.613	1.60	.24						
300	.668	1.84	.28						
325	.724	2.04	.33						
350	.780	2.30	.37						
375	.836	2.80	.44						
400	.891	3.10	.49						
425	.947	3.40	.54						
450	1.00	3.80	.60						
475	1.06	4.25	.70						
500	1.11	4.60	.78	.16					
550	1.22	5.60	.93	.18					
600	1.34	6.60	1.10	.23					
650	1.45	7.60	1.30	.27					
700	1.56	8.60	1.50	.30					
750	1.67	9.60	1.70	.34					
800	1.78	10.80	1.90	.39					
850	1.89	12.00	2.20	.44					
900	2.00		2.40	.49					
950	2.12		2.60	.54					
1000	2.23		2.80	.59	.19				
1100	2.45		3.20	.66	.23				
1200	2.67		3.70	.74	.27				
1300	2.90		4.50	.88	.31				
1400	3.12		5.30	1.10	.35	.15			
1500	3.34		6.20	1.25	.40	.17			
1600	3.56		7.00	1.40	.45	.19			
1800	4.01		8.80	1.80	.54	.24			
2000	4.45		16.50	2.20	.64	.29	.14		
2500	5.57			3.40	.98	.42	.21		
3000	6.68			4.50	1.40	.58	.29	.14	
3500	7.80			6.20	1.90	.79	.39	.18	
4000	8.91			8.20	2.40	1.00	.50	.23	
4500	10.03			10.20	3.00	1.25	.62	.28	
5000	11.14				3.80	1.50	.74	.34	
6000	13.37				5.20	2.10	1.10	.46	
7000	15.60				7.00	2.80	1.40	.62	
8000	17.82				9.20	3.70	1.80	.80	
9000	20.05				11.50	4.60	2.30	1.00	
10000	22.28					5.70	2.80	1.25	
12000	26.74					6.70	3.70	1.70	
14000	31.19						10.00	5.00	2.40
16000	35.65						13.50	6.80	3.30
18000	40.10							8.80	4.40
20000	44.56							11.00	5.50

AIR &  
MULTIPURPOSE  
General Purpose  
Heavy Duty  
Push-on

CHEMICAL  
TRANSFER

CLEANING  
EQUIPMENT

FOOD  
Transfer  
Washdown

MARINE

MATERIAL  
HANDLING  
Abrasives  
Bulk Transfer  
Cement & Concrete

MINING

PETROLEUM  
Aircraft Fueling  
Dispensing  
Dock  
Transfer

SPRAY

STEAM

VACUUM

VEYANCE

WATER  
Discharge  
Suction &  
Discharge  
Washdown

WELDING

COUPLING  
SYSTEMS

APPENDIX



# APPENDIX C

## GENERAL INFORMATION

AIR &  
MULTIPURPOSE  
General Purpose  
Heavy Duty  
Push-on

CHEMICAL  
TRANSFER

CLEANING  
EQUIPMENT

FOOD  
Transfer  
Washdown

MARINE

MATERIAL  
HANDLING  
Abrasives  
Bulk Transfer  
Cement & Concrete

MINING

PETROLEUM  
Aircraft Fueling  
Dispensing  
Dock  
Transfer

SPRAY

STEAM

VACUUM

VEYANCE

WATER  
Discharge  
Suction &  
Discharge  
Washdown

WELDING

COUPLING  
SYSTEMS

### OPEN-END DISCHARGE

The term "open-end discharge" refers to a hose which empties a fluid into the atmosphere. Even though one end is open, the pressure is not low throughout the hose.

The inlet end pressure is equal to that in the line to which the hose is connected unless the flow rate is so low that the hose is not completely filled. The pressure along the hose length drops from a maximum at the inlet to zero at the outlet and the pressure at any given point along the length is nearly proportional to the distance from the hose inlet.

The following table shows the flow in gallons per minute for various sizes of hoses in open-end discharge service.

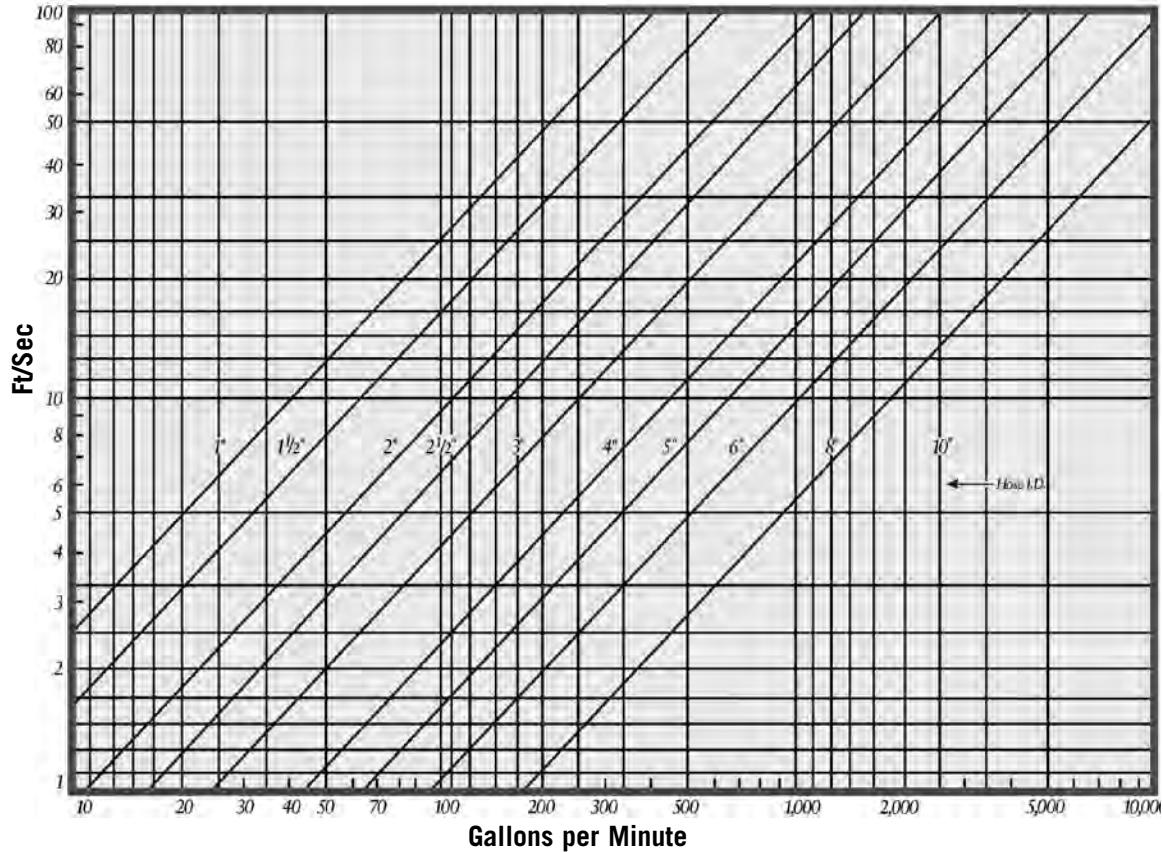
OPEN-END FLOW (GPM)																			
Pressure at Inlet, psi	Hose Length, feet									Pressure at Inlet, psi	Hose Length, feet								
	25	50	75	100	125	150	200	300	25		50	75	100	125	150	200	300		
30	10.4	6.2	5.6	4.8	4.3	3.8	3.3	2.6		30	68.0	46.2	37.5	32.0	28.5	25.8	22.0	17.8	
40	12.1	8.5	6.2	5.6	5.0	4.5	3.8	3.2		40	79.0	54.4	44.0	37.5	33.0	30.0	25.8	20.8	
50	13.8	9.4	7.5	6.4	5.6	5.1	4.0	3.5		50	89.0	62.0	49.0	42.0	37.5	34.0	29.0	23.3	
60	15.2	10.4	8.5	7.1	6.2	5.6	4.9	3.8		60	100.0	68.0	54.4	46.2	41.8	37.5	32.0	25.8	
1/2" hose	70	16.6	11.2	9.0	7.8	6.8	6.2	5.3	4.2	1"	70	—	74.0	59.0	51.0	45.0	40.8	37.3	28.0
80	18.0	12.1	9.8	8.5	7.3	6.6	5.6	4.5		hose	80	—	79.0	63.0	54.4	48.0	43.0	37.5	30.0
90	19.0	13.0	10.4	8.8	7.7	7.1	6.0	4.8		90	—	84.0	68.0	58.0	51.8	46.2	40.0	32.0	
100	20.1	13.8	11.0	9.4	8.5	7.5	6.4	4.9		100	—	89.0	71.0	62.0	54.4	49.0	42.0	34.0	
125	22.8	15.5	12.5	10.5	9.4	8.5	7.2	5.8		125	—	101.0	80.0	68.0	62.0	55.8	47.8	38.0	
30	18.1	12.5	10.3	8.7	7.7	7.0	6.0	4.9		50	—	110.0	85.0	72.0	56.0	58.0	50.0	42.0	
40	21.4	14.8	12.5	10.3	9.0	8.3	7.0	5.7		1 1/4" hose	75	—	130.0	110.0	90.0	80.0	73.0	64.0	52.0
50	23.9	16.5	13.2	11.4	10.3	9.2	7.9	6.3		100	—	150.0	125.0	110.0	92.0	85.0	73.0	58.0	
60	26.5	18.1	14.8	12.5	11.2	10.3	8.7	7.0		150	—	—	150.0	130.0	120.0	110.0	90.0	67.0	
5/8" hose	70	27.5	20.0	16.0	13.7	12.0	11.0	10.0	7.6	50	—	140.0	115.0	96.0	85.0	75.0	65.0	54.0	
80	30.6	21.4	16.8	14.8	13.0	11.8	10.3	8.3		1 1/8" hose	75	—	170.0	140.0	125.0	110.0	96.0	84.0	67.0
90	32.5	22.5	18.1	15.5	14.0	12.5	10.5	8.7		100	—	205.0	160.0	140.0	125.0	110.0	96.0	75.0	
100	34.5	23.9	19.0	16.6	14.8	13.2	11.4	9.2		150	—	—	205.0	170.0	155.0	140.0	125.0	97.0	
125	39.0	27.0	21.5	18.5	16.6	15.0	12.9	10.5		50	—	180.0	150.0	130.0	120.0	105.0	90.0	74.0	
30	31.0	21.3	17.2	14.8	13.0	11.8	10.2	8.2		1 1/2" hose	75	—	230.0	180.0	160.0	145.0	130.0	120.0	90.0
40	36.0	25.0	20.0	17.2	15.2	13.8	11.8	9.4		100	—	260.0	220.0	180.0	170.0	150.0	130.0	105.0	
50	41.0	28.0	22.5	19.2	17.2	15.5	13.2	10.7		150	—	—	260.0	230.0	205.0	180.0	160.0	130.0	
60	45.5	31.0	25.0	21.3	19.0	17.2	14.8	11.8		50	—	380.0	310.0	270.0	240.0	210.0	180.0	150.0	
3/4" hose	70	49.5	34.0	27.2	23.5	21.0	18.8	17.1	12.8	2"	75	—	480.0	380.0	330.0	290.0	270.0	230.0	180.0
80	53.0	36.0	29.1	25.0	22.0	20.0	17.2	13.8		100	—	550.0	450.0	380.0	350.0	310.0	260.0	215.0	
90	56.2	39.0	31.0	27.0	23.8	21.3	18.2	14.8		125	—	—	550.0	480.0	425.0	380.0	330.0	265.0	
100	60.0	41.0	33.0	28.0	25.0	22.6	19.2	15.5											
125	68.0	46.0	37.5	32.0	23.0	25.8	21.8	17.5											

# APPENDIX C

## GENERAL INFORMATION

### FLUID VELOCITY VS. FLOW RATE

The graph below illustrates the fluid velocity for flow rates up to 10,000 GPM for hose from 1" through 10" I.D.



AIR &  
MULTIPURPOSE  
General Purpose  
Heavy Duty  
Push-on

CHEMICAL  
TRANSFER

CLEANING  
EQUIPMENT

FOOD  
Transfer  
Washdown

MARINE

MATERIAL  
HANDLING  
Abrasives  
Bulk Transfer  
Cement & Concrete

MINING

PETROLEUM  
Aircraft Fueling  
Dispensing  
Dock  
Transfer

SPRAY

STEAM

VACUUM

VEYANCE

WATER  
Discharge  
Suction &  
Discharge  
Washdown

WELDING

COUPLING  
SYSTEMS

APPENDIX

## GENERAL INFORMATION

### RMA OIL AND GASOLINE RESISTANCE

Rubber hose is used to convey petroleum products both in the crude and refined stages. The aromatic content of refined gasoline is often adjusted to control the octane rating. The presence of aromatic hydrocarbons in this fuel generally has a greater effect on rubber components than do aliphatic hydrocarbons. Aromatic materials in contact with rubber tend to soften it and reduce its physical properties. For long-lasting service, the buyer of gasoline hose should inform the hose manufacturer of the aromatic content of the fuel to be handled so that the proper tube compound can be recommended for the specific application.

The effects of oil on rubber depend on a number of factors that include the type of rubber compound the composition of the oil, the temperature, and time of exposure. Rubber compounds can be classified as to their degree of oil resistance based on their physical properties after exposure to a standard test fluid. In this RMA classification, the rubber samples are immersed in IRM 903 oil at 100°C for 70 hours. (See ASTM Method D-471 for a detailed description of the oil and the testing procedure.) As a guide to the user of hose in contact with oil, the oil resistance classes and a corresponding description are listed.

*(Reprinted From RMA Hose Handbook IP-2 2003 Edition)*

#### PHYSICAL PROPERTIES AFTER EXPOSURE TO OIL

	VOLUME CHANGE MAXIMUM	TENSILE STRENGTH RETAINED
<b>Class A</b> (High Oil Resistance)	<b>+25%</b>	<b>80%</b>
<b>Class B</b> (Medium Oil Resistance)	<b>+65%</b>	<b>50%</b>
<b>Class C</b> (Limited Oil Resistance)	<b>+100%</b>	<b>40%</b>

AIR &  
MULTIPURPOSE  
General Purpose  
Heavy Duty  
Push-on

CHEMICAL  
TRANSFER

CLEANING  
EQUIPMENT

FOOD  
Transfer  
Washdown

MARINE

MATERIAL  
HANDLING  
Abrasives  
Bulk Transfer  
Cement & Concrete

MINING

PETROLEUM  
Aircraft Fueling  
Dispensing  
Dock  
Transfer

SPRAY

STEAM

VACUUM

VEYANCE

WATER  
Discharge  
Suction &  
Discharge  
Washdown

WELDING

COUPLING  
SYSTEMS

APPENDIX

## GENERAL INFORMATION

### FOOD HOSE STANDARDS

#### FDA Compliant

All Goodyear Engineered Products hoses having the "FDA" designation have tubes made with FDA/USDA compliant materials. The requirements for rubber tubes are described in the Code of Federal Regulations standard 21 CFR 177.2600 while plastic tubes are described in 21 CFR 175.300.

#### NSF 61

Clear Pliovic® tubes are certified as meeting the NSF 61 potable water standard.

#### 3-A Sanitary

All Goodyear Engineered Products rubber hoses having the "3-A" designation meet the requirements of the dairy industrial standard described in 3-A Sanitary Standard 18-03, Class III which determines rubber materials suitable for temperature of exposure to product up to 120°F and temperature of exposure to chemical solutions used in cleaning and bacterial treatment up to 180°F.

All Goodyear Engineered Products plastic hoses having the "3-A" designation meet the requirements of the dairy industrial standard described in 3-A Sanitary Standard 20-20 and are recommended for transmission of raw and pasteurized milk and other high water content dairy items.

In order to ensure compliance with the above standards, all Goodyear Engineered Products hoses shall be thoroughly cleansed prior to their first use in accordance with good manufacturing and use practices.

AIR &  
MULTIPURPOSE  
*General Purpose*  
*Heavy Duty*  
*Push-on*

CHEMICAL  
TRANSFER

CLEANING  
EQUIPMENT

FOOD  
*Transfer*  
*Washdown*

MARINE

MATERIAL  
HANDLING  
*Abrasives*  
*Bulk Transfer*  
*Cement & Concrete*

MINING

PETROLEUM  
*Aircraft Fueling*  
*Dispensing*  
*Dock*  
*Transfer*

SPRAY

STEAM

VACUUM

VEYANCE

WATER  
*Discharge*  
*Suction &*  
*Discharge*  
*Washdown*

WELDING

COUPLING  
SYSTEMS

APPENDIX

# APPENDIX C

## GENERAL INFORMATION

### PRECAUTIONS FOR WELDING HOSE USE

- FOREWORD:** This bulletin is issued to alert dealers and users of welding hose that special hose may be necessary for use with certain fuel gases.
- SCOPE:** This bulletin relates to welding hose manufactured in conformance to RMA/CGA specification or to welding hose conforming to individual manufacturer or user specifications.
- CAUTION:** The fuel gases listed below are recorded to alert welding hose users to a potential hazard with these or similar gases. It should be noted that no condemnation of any of the gases listed is intended. The purpose is to advise against the use of hose that may not be designed for a particular gas or pressure. A user of any fuel gas is urged to relate the type of gas along with the expected working pressure (regulator setting) to the hose manufacturer for a specific hose recommendation.
- ALERT LISTING:** These and similar fuel gases may damage some grades or types of welding hose:  
**APACHI, FLAMEX, MAPP, PROPANE, PROPYLENE.**  
Use of the indicated or similar fuel gases at regulator settings above 40 psi may be particularly hazardous.  
Users are also alerted against the use of ACETYLENE at any pressure above 15 psi.

### IN-SERVICE CAUTION:

- The user is first cautioned to shut off the gas at the torch and then at the regulator or supply source when the torch will not be used for periods in excess of 30 minutes, in order to limit permeation of gas through the hose wall.
- The user is further cautioned not to shut off the fuel gas at the regulator or supply source first as a flashback may result and thereby damage the hose.
- Adequate ventilation must be provided in confined areas where fuel gas is being used to prevent the accumulation or concentration of gas that could be explosive or otherwise harmful to personnel.

### WARNING:

**THE USE OF CERTAIN FUEL GASES MAY DAMAGE WELDING HOSE AND  
LEAD TO FIRES AND EXPLOSIONS.**

AIR &  
MULTIPURPOSE  
*General Purpose  
Heavy Duty  
Push-on*

CHEMICAL  
TRANSFER

CLEANING  
EQUIPMENT

FOOD  
*Transfer  
Washdown*

MARINE

MATERIAL  
HANDLING  
*Abrasives  
Bulk Transfer  
Cement & Concrete*

MINING

PETROLEUM  
*Aircraft Fueling  
Dispensing  
Dock  
Transfer*

SPRAY

STEAM

VACUUM

VEYANCE

WATER  
*Discharge  
Suction &  
Discharge  
Washdown*

WELDING

COUPLING  
SYSTEMS

APPENDIX



# APPENDIX D

## GENERAL INFORMATION

### PRODUCTION RUN MINIMUM REQUIREMENTS KEY

ORDER CODE PREFIX	MANUFACTURING FACILITY	SIZE (ID)	CONSTRUCTION	MINIMUM PRODUCTION RUN
532	Norfolk	3/16"-2"	Textile Reinforcement	2,500 feet
		3/16"-2"	Wire Reinforcement	2,500 feet
535	Norfolk	3/16"-1/2"	Textile Reinforcement	5,000 feet
		5/8"-2"		2,500 feet
536	Norfolk	3/16"-1/2"	Textile Reinforcement	2,500 feet
		5/8"-2"		2,500 feet
537	Cosmoflex	1 1/4"-1 1/2"		4,500 feet
		2"		4,500 feet
		2 1/2"-3"		4,500 feet
		4"		3,300 feet
539	Norfolk	3/16"-1/2"	Wire Reinforcement	5,000 feet
		5/8"-2"		2,500 feet
540	Cosmoflex	1 1/4"-3/8"		15,000 feet
		1/2"-1"		5,000 feet
541	Granford	1"-12"	Hand Built	Built to length, Max 100'
		12"-18"	Hand Built	Built to length, Max 50'
542	Granford	1/2"-6 5/8"	Ply or Ply with Helic Wire	400 feet increments <sup>1</sup>
543	Granford	1/2"-6 5/8"	Ply or Ply with Helic Wire	400 feet increments <sup>1</sup>
546	Granford	1/2"-6 5/8"	Ply or Ply with Helic Wire	400 feet increments <sup>1</sup>
549	Granford	1/2"-6 5/8"	Ply or Ply with Helic Wire	400 feet increments <sup>1</sup>
569*	Mt. Pleasant	3/16"-1 1/2"		5,000 feet
586	Cosmoflex	3/4"-1"		3,000 feet
		1 1/4"-2"		2,000 feet
		2 1/2"-3"		1,000 feet
		4"		700 feet
		5"		500 feet
		6"		300 feet
		7"		200 feet
595*	Mt. Pleasant	3/16"-1/2"		5,000 feet
		5/8"-1"		5,000 feet
		1 1/4"-2"		5,000 feet
598*	Mt. Pleasant	3/16"-1/2"		5,000 feet
		5/8"-1"		5,000 feet
		1 1/4"-2"		5,000 feet

Note: Certain special manufacturing items may require longer minimum runs.

Samples: Contact Customer Service for sample availability.

\*Minimum production runs are a guide only, they are subject to change without notification.

<sup>1</sup>Granford hoses with ply/helic wire construction in 6" ID and above require a 200' increment production run.



AIR &  
MULTIPURPOSE  
General Purpose  
Heavy Duty  
Push-on

CHEMICAL  
TRANSFER

CLEANING  
EQUIPMENT

FOOD  
Transfer  
Washdown

MARINE

MATERIAL  
HANDLING  
Abrasives  
Bulk Transfer  
Cement & Concrete

MINING

PETROLEUM  
Aircraft Fueling  
Dispensing  
Dock  
Transfer

SPRAY

STEAM

VACUUM

VEYANCE

WATER  
Discharge  
Suction &  
Discharge  
Washdown

WELDING

COUPLING  
SYSTEMS

APPENDIX



## GENERAL INFORMATION

AIR &  
MULTIPURPOSE  
*General Purpose*  
*Heavy Duty*  
*Push-on*

CHEMICAL  
TRANSFER

CLEANING  
EQUIPMENT

FOOD  
*Transfer*  
*Washdown*

MARINE

MATERIAL  
HANDLING  
*Abrasives*  
*Bulk Transfer*  
*Cement & Concrete*

MINING

PETROLEUM  
*Aircraft Fueling*  
*Dispensing*  
*Dock*  
*Transfer*

SPRAY

STEAM

VACUUM

VEYANCE

WATER  
*Discharge*  
*Suction &*  
*Discharge*  
*Washdown*

WELDING

COUPLING  
SYSTEMS

APPENDIX

### CARE, MAINTENANCE, AND STORAGE

Reprinted from RMA Hose Handbook IP-2 Seventh Edition 2003

Hose has a limited life and the user must be alert to signs of impending failure, particularly when the conditions of service include high working pressures and/or the conveyance or containment of hazardous materials. The periodic inspection and testing procedures described here provide a schedule of specific measures which constitute a minimum level of user action to detect signs indicating hose deterioration or loss of performance before conditions leading to malfunction or failure are reached.

#### SAFETY WARNING:

**Failure to properly follow the manufacturer's recommended procedures for the care, maintenance, and storage of a particular hose might result in its failure to perform in the manner intended and might result in possible damage to property and serious bodily injury.**

General instructions are also described for the proper storage of hose to minimize deterioration from exposure to elements or environments which are known to be deleterious to rubber products. Proper storage conditions can enhance and extend substantially the ultimate life of hose products.

#### General Care and Maintenance

Hose should not be subjected to any form of abuse in service. It should be handled with reasonable care. Hose should not be dragged over sharp or abrasive surfaces unless specifically designed for such service. Care should be taken to protect hose from severe end loads for which the hose or hose assembly were not designed. Hose should be used at or below its rated working pressure; any changes in pressure should be made gradually so as not to subject the hose to excessive surge pressures. Hose should not be kinked or be run over by equipment. In handling large size hose, dollies should be used whenever possible; slings or handling rigs, properly placed, should be used to support heavy hose used in oil suction and discharge service.

#### General Test & Inspection Procedures

An inspection and hydrostatic test should be made at periodic intervals to determine if a hose is suitable for continued service. A visual inspection of the hose should be made for loose covers, kinks, bulges, or soft spots which might indicate broken or displaced reinforcement. The couplings or fittings should be closely examined and, if there is any sign of movement of the hose from the couplings, the hose should be removed from service.

The periodic inspection should include a hydrostatic test for one minute at 150% of the recommended working pressure of the hose. An exception to this would be the woven jacketed fire hose.\* During the hydrostatic test, the hose should be straight, not coiled or in a kinked position. Water is the usual test medium and, following the test, the hose may be flushed with

alcohol to remove traces of moisture. A regular schedule for testing should be followed and inspection records maintained.

**SAFETY WARNING:** Before conducting any pressure tests on hose, provisions must be made to ensure the safety of the personnel performing the tests and to prevent any possible damage to property. Only trained personnel using proper tools and procedures should conduct any pressure tests.

1. Air or any other compressible gas must never be used as the test media because of the explosive action of the hose should a failure occur. Such a failure might result in possible damage to property and serious bodily injury.
2. Air should be removed from the hose by bleeding it through an outlet valve while the hose is being filled with the test medium.
3. Hose to be pressure tested must be restrained by placing steel rods or straps close to each end and at approximate 10 foot (3m) intervals along its length to keep the hose from "whipping" if failure occurs; the steel rods or straps are to be anchored firmly to the test structure but in such a manner that they do not contact the hose which must be free to move.
4. The outlet end of the hose is to be bulwarked so that a blown-out fitting will be stopped.
5. Provisions must be made to protect testing personnel from the forces of the pressure media if a failure occurs.
6. Testing personnel must never stand in front of or in back of the ends of a hose being pressure tested.

*Continued on next page*

\*Woven jacket fire hose should be tested in accordance with the service test provisions contained in the current edition of National Fire Protection Association Bulletin No. 1962 - Standard for the Care, Use and Service Testing of Fire Hose.



## CARE, MAINTENANCE, AND STORAGE, CONTINUED

7. When liquids such as gasoline, oil, solvent, or other hazardous fluids are used as the test fluid, precautions must be taken to protect against fire or other damage should a hose fail and the test liquid be sprayed over the surrounding area.

The Rubber Manufacturers Association has published separately a series of Hose Technical Information bulletins describing Maintenance, Testing, and Inspection recommendations. Reference should be made to the current RMA Catalog of Publications to determine the availability of the latest edition. Bulletins published as of January 2003 include the following:

### Publication No.

- IP 11-1- Steam Hose
- IP 11-2- Anhydrous Ammonia Hose
- IP 11-4- Oil Suction and Discharge Hose
- IP 11-5- Welding Hose
- IP 11-7- Chemical Hose
- IP 11-8- Fuel Dispensing Hose

### Storage

Rubber hose products in storage can be affected adversely by temperature, humidity, ozone, sunlight, oils, solvents, corrosive liquids and fumes, insects, rodents, and radioactive materials.

The appropriate method for storing hose depends to a great extent on its size (diameter and length), the quantity to be stored, and the way in which it is packaged. Hose should not be piled or stacked to such an extent that the weight of the stack creates distortions on the lengths stored at the bottom. Since hose products vary considerably in size, weight, and length, it is not practical to establish definite recommendations on this point. Hose having a very light wall will not support as much load as could a hose having a heavier wall or hose having a wire reinforcement. Hose which is shipped in coils or bales should be stored so that the coils are in a horizontal plane.

Whenever feasible, rubber hose products should be stored in their original shipping containers, especially when such containers are wooden crates or cardboard cartons which provide some protection against the deteriorating effects of oils, solvents, and corrosive liquids; shipping containers also afford

some protection against ozone and sunlight. Certain rodents and insects will damage rubber hose products, and adequate protection from them should be provided.

Cotton-jacketed hose should be protected against fungal growths if the hose is to be stored for prolonged periods in humidity conditions in excess of 70%.

The ideal temperature for the storage of rubber products ranges from 50°F to 70°F (10°C to 21°C) with a maximum limit of 100°F (38°C). If stored below 32°F (0°C), some rubber products become stiff and would require warming before being placed in service. Rubber products should not be stored near sources of heat, such as radiators, base heaters, etc., nor should they be stored under conditions of high or low humidity.

To avoid the adverse effects of high ozone concentration, rubber hose products should not be stored near electrical equipment that may generate ozone or be stored for any lengthy period in geographical areas of known high ozone concentration. Exposure to direct or reflected sunlight, even through windows, should also be avoided. Uncovered hose should not be stored under fluorescent or mercury lamps which generate light waves harmful to rubber.

Storage areas should be relatively cool and dark, and free of dampness and mildew. Items should be stored on a first-in, first-out basis, since even under the best of conditions, an unusually long shelf life could deteriorate certain rubber products.

AIR &  
MULTIPURPOSE  
*General Purpose*  
*Heavy Duty*  
*Push-on*

CHEMICAL  
TRANSFER

CLEANING  
EQUIPMENT

FOOD  
*Transfer*  
*Washdown*

MARINE

MATERIAL  
HANDLING  
*Abrasives*  
*Bulk Transfer*  
*Cement & Concrete*

MINING

PETROLEUM  
*Aircraft Fueling*  
*Dispensing*  
*Dock*  
*Transfer*

SPRAY

STEAM

VACUUM

VEYANCE

WATER  
*Discharge*  
*Suction &*  
*Discharge*  
*Washdown*

WELDING

COUPLING  
SYSTEMS

APPENDIX

## NOTES

AIR &  
MULTIPURPOSE  
*General Purpose*  
*Heavy Duty*  
*Push-on*

CHEMICAL  
TRANSFER

CLEANING  
EQUIPMENT

FOOD  
*Transfer*  
*Washdown*

MARINE

MATERIAL  
HANDLING  
*Abrasives*  
*Bulk Transfer*  
*Cement & Concrete*

MINING

PETROLEUM  
*Aircraft Fueling*  
*Dispensing*  
*Dock*  
*Transfer*

SPRAY

STEAM

VACUUM

VEYANCE

WATER  
*Discharge*  
*Suction &*  
*Discharge*  
*Washdown*

WELDING

COUPLING  
SYSTEMS

U . S . A .  
1 - 8 0 0 - 2 3 5 - 4 6 3 2  
FAX 1 - 8 0 0 - 7 6 2 - 4 0 1 7

CANADA  
1 - 8 8 8 - 2 7 5 - 4 3 9 7  
FAX 1 - 8 8 8 - 4 6 4 - 4 3 9 7

GOODYEAREP.COM/HOSE



DISTRIBUTED BY:

The GOODYEAR (and Winged Foot Design) trademark is used by Veyance Technologies, Inc. under license from The Goodyear Tire & Rubber Company. Goodyear Engineered Products are manufactured and sourced exclusively by Veyance Technologies, Inc. or its affiliates. The following trademarks are licensed to Veyance Technologies, Inc. by The Goodyear Tire & Rubber Company, including Goodyear, Wingfoot, Explorer, Gemini, Horizon, Marathon, Spectra, Thor, and Ultra-Grip.  
©2010 Veyance Technologies, Inc. All Rights Reserved.

700-821-947-130

10GHOS012-4/10

[goodyearep.com](http://goodyearep.com)

Aftermarket Parts - Automotive, Conveyor Belt - Heavyweight and Lightweight,  
Government, Heavy Duty, Home and Garden, Hydraulics, Industrial Hose,  
Power Transmission Products, Powersports, Rubber Track,  
Seawing Offshore Oil Hose

