

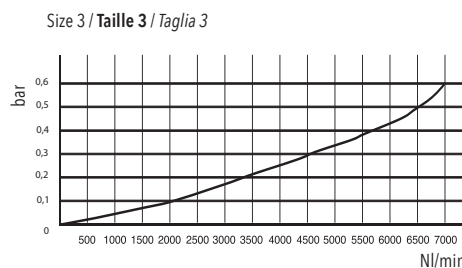
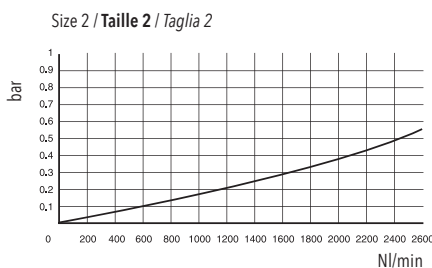
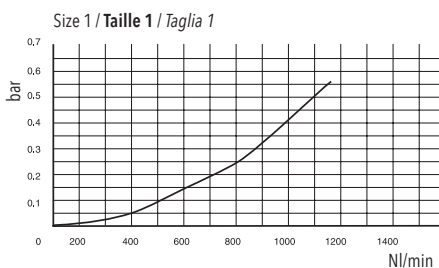


TECHNICAL DATA / **DONNÉES TECHNIQUES** / **DATI TECNICI**

Fluid / <b>Fluide</b> / <i>Fluido</i>	Air / <b>Air</b> / <i>Aria</i>		
Maximum pressure / <b>Pression Max</b> / <i>Pressione Max</i>	18 bar		
Temperature / <b>Température</b> / <i>Temperatura</i>	-20 / +50°C		
Type of lubrication / <b>Type de lubrification</b> / <i>Tipo di lubrificazione</i>	Oil mist / <b>Brouillard d'huile</b> / <i>Nebbia d'olio</i>		
Bowl capacity / <b>Volume</b> / <i>Capacità tazza</i>	1/8 - 1/4 = 50 cm <sup>3</sup>	3/8 - 1/2 = 150 cm <sup>3</sup>	3/4 - 1" = 400 cm <sup>3</sup>
Wall clamping screws / <b>Vis pour fixation</b> / <i>Viti per fissaggio</i>	1/8 - 1/4 = M4x40	3/8 - 1/2 = M4x50	3/4 - 1" = M6x75
Weight / <b>Poids</b> / <i>Peso</i>	1/8 - 1/4 = 0,3 Kg	3/8 - 1/2 = 0,7 Kg	3/4 - 1" = 1,6 Kg

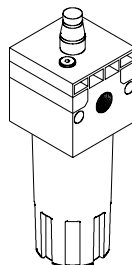
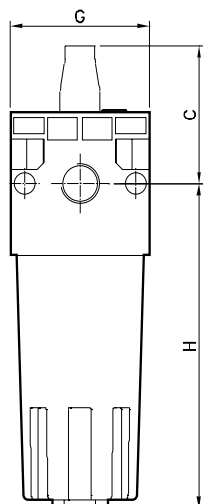
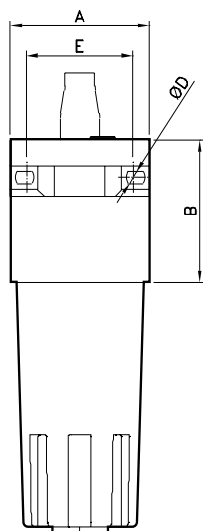
Code Code Codice	Size Taille Taglia	Thread Filetage Filetto	Flow rate Débit Portata	Oil load Graisseur Carico olio
YL1110	1	1/8	1700 NI/min	M
YL1210	1	1/4	1700 NI/min	M
YL2310	2	3/8	4500 NI/min	M
YL2410	2	1/2	4500 NI/min	M
YL3510	3	3/4	16000 NI/min	M
YL3610	3	1"	16000 NI/min	M

FLOW CHARACTERISTICS / **COURBES DE DEBIT** / **CARATTERISTICHE DI FLUSSO**



Flow rate at 6 bar  $\Delta p$  1 / **Pression à 6 bar  $\Delta p$  1** / *Portata a 6 bar  $\Delta p$  1*

**DIMENSIONS / DIMENSIONS / DIMENSIONI**



Size	A	B	C	D	E	G	H
1/8 - 1/4	42	42	50	5	32	42	105
3/8 - 1/2	60	60	60	5	46	60	137
3/4 - 1"	80	80	85	7	66	80	185